

FUND UPDATE

For the quarter ended 31 March 2026

Integral Master Trust

Defensive Fund

This fund update was first made publicly available on 1 May 2026

WHAT IS THE PURPOSE OF THIS UPDATE?

This document tells you how the Defensive Fund (**Fund**) has performed and what fees were charged. The document will help you to compare the Fund with other funds. Britannia Financial Services Limited prepared this update in accordance with the Financial Markets Conduct Act 2013. This information is not audited and may be updated.

Before 8 June 2021, the Fund was called the Cash Holding Fund and invested solely in cash and cash equivalents. On 8 June 2021, the Fund was renamed the Defensive Fund and its asset allocation updated to introduce a target 75% exposure to international fixed interest. Please refer to the notes for guidance on the comparability of fund fees, returns and information.

DESCRIPTION OF THIS FUND

The Fund provides investors with a consistent exposure to defensive assets (cash and fixed interest). Its investment strategy is to preserve capital through investing in cash and fixed interest investments.

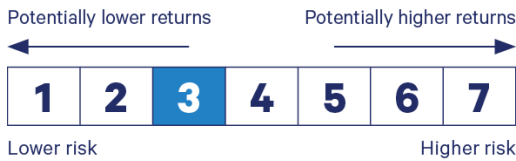
The Fund's investment objective is to achieve a gross return before tax, fees and expenses at least equal to or higher than the weighted average of the applicable benchmark for each of the asset classes.

Total value of the Fund	\$83,073,746 ¹
The date the Fund started	20 May 2011



WHAT ARE THE RISKS OF INVESTING?

Risk indicator for the Fund²



The risk indicator is rated from 1 (low) to 7 (high). The rating reflects how much the value of the Fund's assets goes up and down. A higher risk generally means higher potential returns over time, but more ups and downs along the way.

To help you clarify your own attitude to risk, you can seek financial advice or work out your risk profile at sorted.org.nz/tools/investor-profiler.

Note that even the lowest category does not mean a risk-free investment, and there are other risks that are not captured by this rating.

This risk indicator is not a guarantee of a fund's future performance. The risk indicator is based on the returns data for the five-year period ending on 31 March 2026. While risk indicators are usually relatively stable, they do shift from time to time. The risk indicator will continue to be updated in future fund updates.

See the product disclosure statement (PDS) for more information about the risks associated with investing in this Fund.

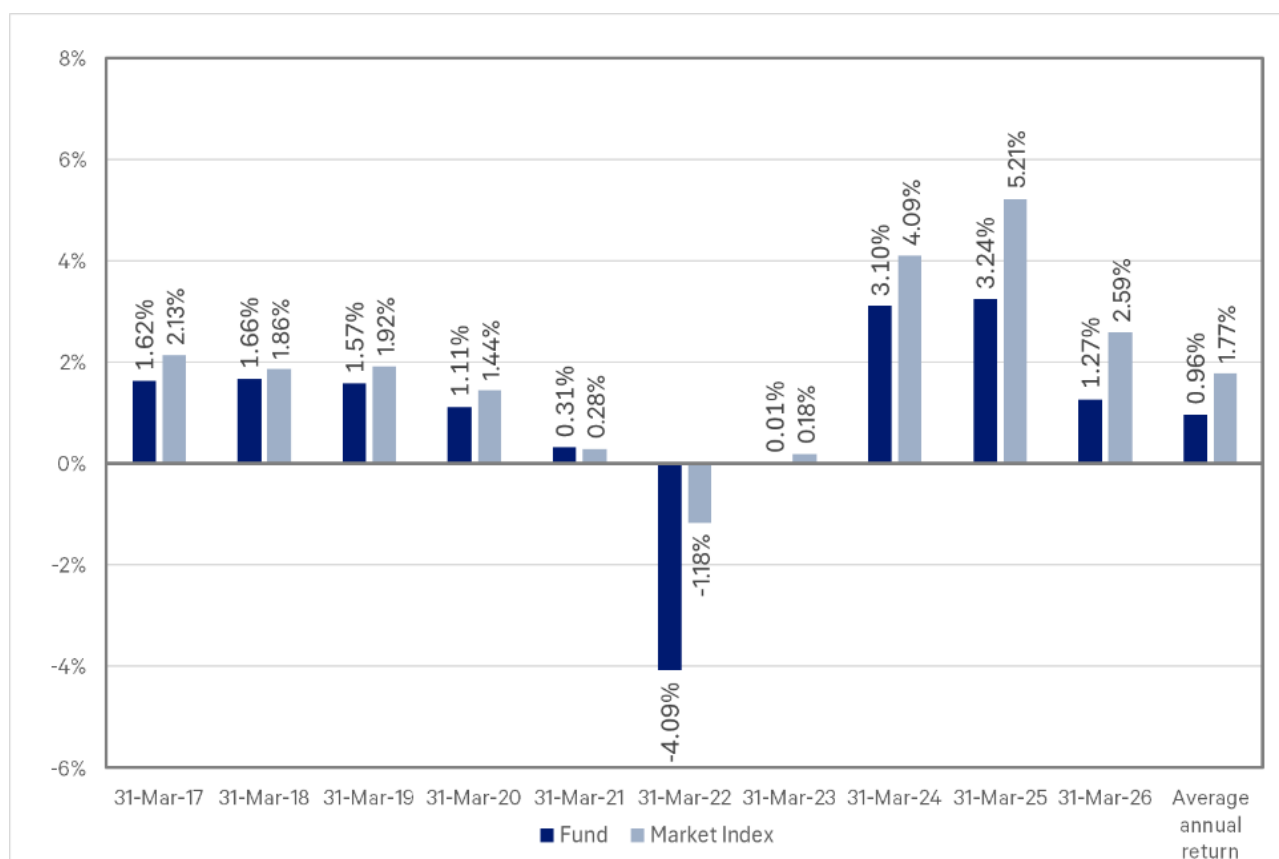
HOW HAS THE FUND PERFORMED?

	Average over past 5 years	Past year
Annual return (after deductions for charges and tax)	0.67%	1.27%
Annual return (after deductions for charges but before tax)	0.93%	1.77%
Market index annual return (reflects no deduction for charges and tax)	2.02%	2.59%

The market index annual returns are based on the weighted average return of the market indices used to measure performance of the underlying funds/assets (the S&P/NZX Bank Bills 30 Day Index for the cash and cash equivalents exposure and the FTSE World Government Bond Index 1-5 Years (Hedged to NZD) for the international fixed interest exposure). Additional information about the market index is available on the offer register at companiesoffice.govt.nz/disclose.



Annual return graph³



This shows the return after fund charges and tax for each of the last 10 years ending 31 March. The last bar shows the average annual return for the last 10 years, up to 31 March 2026⁴.

Important: This does not tell you how the Fund will perform in the future.

Returns in this update are after tax at the highest prescribed investor rate (PIR) of tax for an individual New Zealand resident. Your tax may be lower.



WHAT FEES ARE INVESTORS CHARGED?

Investors in the Fund are charged fund charges exclusive of GST. In the year to 31 March 2026 these were⁵:

	% of net asset value
Total fund charges	0.94%
Which are made up of -	
Total management and administration charges	0.94%
Including -	
Manager's basic fee	0.94%
Other management and administration charges	0.00%
Total performance-based fees	0.00%

Investors may also be charged individual action fees for specific actions or decisions (for example, for withdrawing from or switching funds). See the PDS for the Fund on the offer register at companiesoffice.govt.nz/disclose for more information about those fees.

EXAMPLE OF HOW THIS APPLIES TO AN INVESTOR

Small differences in fees and charges can have a big impact on your investment over the long term.

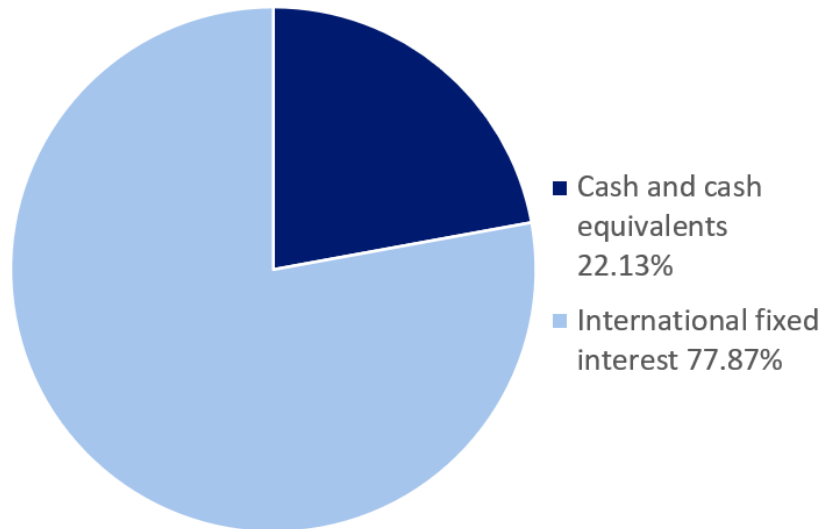
Chris had \$10,000 in the Fund at the start of the year and did not make any further contributions. At the end of the year, Chris received a return after fund charges were deducted of \$177 (that is 1.77% of his initial \$10,000). Chris did not pay any other charges. This gives Chris a total return after tax of \$127 for the year.



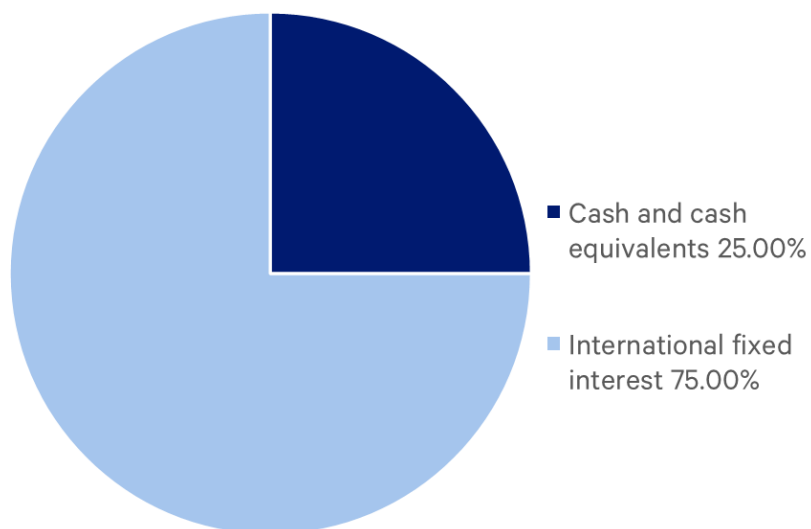
WHAT DOES THE FUND INVEST IN?

This shows the types of assets that the Fund invests in.

Actual investment mix



Target investment mix





Top 10 investments

Name	% of Fund net assets	Type	Country	Credit rating (if applicable)
Dimensional Five-year Diversified Fixed Interest Trust NZD Class Hunter Global Fixed Interest Fund	39.08%	International Fixed Interest	Australia New Zealand	
Hunter Global Fixed Interest Fund	38.79%	International Fixed Interest	New Zealand	
Harbour Enhanced Cash Fund	21.25%	Cash and Cash equivalent	New Zealand	
BNZ Cash at Bank	0.88%	Cash and Cash equivalent	New Zealand	AA-

The total value of the top 10 investments make up 100% of the net asset value of the Fund.

The cash allocation of the Fund is invested in New Zealand dollar assets, which do not require any currency hedging. We seek to fully hedge the international fixed interest allocation of the Fund to the New Zealand dollar.

KEY PERSONNEL

Name	Current position	Time in current position	Previous or other current position	Time in previous or other current position
Elaine West	Chief Financial Officer at Britannia Financial Services Ltd	8 years and 8 months	Financial Controller at NZ Venture Investment Fund	8 years and 5 months
Alun Rees-Williams	General Manager Distribution and Director at Britannia Financial Services Ltd	25 years and 5 months	Administration Manager at David Milner and Associates	9 years and 0 months
Gavin Dixon	Chief Executive Officer and Director at Britannia Financial Services Ltd	10 years and 3 months	Chief Executive Officer at Stream Holdings Group	0 years and 6 months
Gregg Dell	General Manager of Wealth Products and General Counsel at Britannia Financial Services Ltd	10 years and 1 month	Managing Director at Dell Consulting Ltd (current position)	12 years and 1 month
Michael Pipe	General Manager – Operations at Britannia Financial Services Ltd	5 years and 11 months	Operations Manager at IOOF New Zealand Ltd	9 years and 7 months



FURTHER INFORMATION

You can also obtain this information, the PDS for the Integral Master Trust, and some additional information from the offer register at companiesoffice.govt.nz/disclose.

NOTES

¹ Investments made by other funds within the Integral Master Trust comprise approximately \$80,976,734 of the total value of the Fund.

² The Fund changed its asset allocation on 8 June 2021 to introduce a target 75% exposure to international fixed interest and we expect this will increase the risk for investors. To calculate the risk indicator, we used weighted average returns of the Fund's current market indices (the S&P/NZX Bank Bills 30 Day Index and the FTSE World Government Bond Index 1-5 Years (Hedged to NZD) (previously we used the JP Morgan Government Global Hedged Bond Index 0-5 years)) to 31 May 2021. The risk indicator may therefore provide a less reliable indication of the potential future volatility of the Fund.

³ On 8 June 2021 the Fund's asset allocation changed from 100% cash and cash equivalents, to 25% cash and cash equivalents, 75% international fixed interest. Past performance may not be comparable with the Fund's expected future performance.

⁴ The average annual return of the market index is shown before deductions for fund charges and tax at the highest prescribed investor rate. The average annual return for the Fund is shown after deductions for fund charges and tax at the highest prescribed investor rate.

⁵ Fund charges are exclusive of GST and are made up of the management fee, the underlying fund managers' fees and other administration fees, which are accrued on a daily basis and reflected in the unit price of the Fund. The Manager may also charge reasonable auditing and other professional services charges to the Fund in the future. Currently the Manager does not charge these fees to the Fund, so the fee for these professional services is nil.