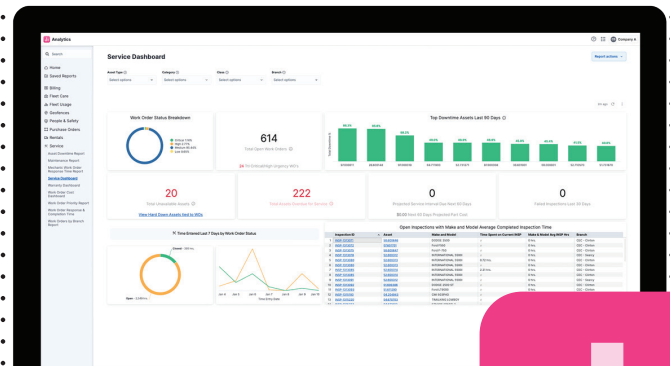


Analytics



Get started with T3 Analytics at **T3.tech**
(866) 201-6600

ANALYTICS APP


Run reports and track productivity
with T3 Analytics



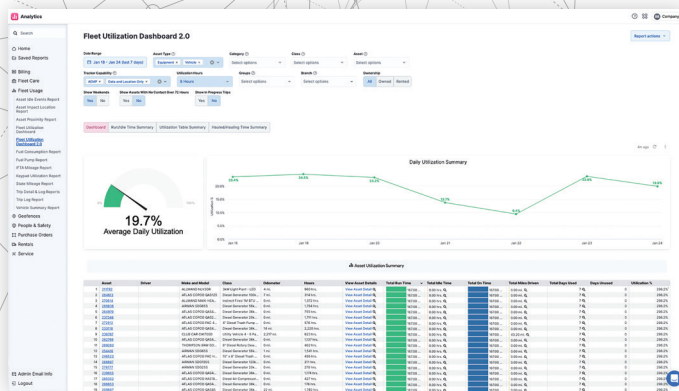
Analytics

Get The Most From Your Operational Data With T3 Analytics

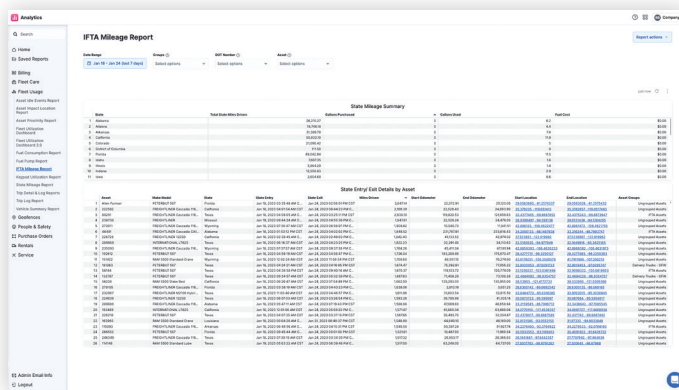
T3 Analytics integrates with the entire T3 suite — Fleet, E-Logs, Time Cards and Work Orders — to give you a detailed look at how your business is running. Run reports, track the information that's important to your company and easily share information with the rest of your organization.



Fleet Use and Rental Reports



Compliance Reports



See more reports and dashboards available within T3 Analytics at [T3.tech](https://t3.tech)

ENHANCE VISIBILITY

Get a bird's-eye view of your assets, people and materials, and track data in digestible, easy-to-use dashboards.

CONTROL COSTS

Reduce overall spending by monitoring data on rental costs, safety issues, service events, compliance and fleet utilization.

INCREASE PRODUCTIVITY

Save time searching for data with a one-stop hub for operational reports and workflows. You can create and download customized reports on your computer any time, or schedule them to be delivered to your inbox on a regular basis.

INFORMATION WHERE & WHEN YOU NEED IT

Easily create and share dashboards and reports across your organization. Schedule automatic report delivery so everyone will get the information they need, right when they need it.