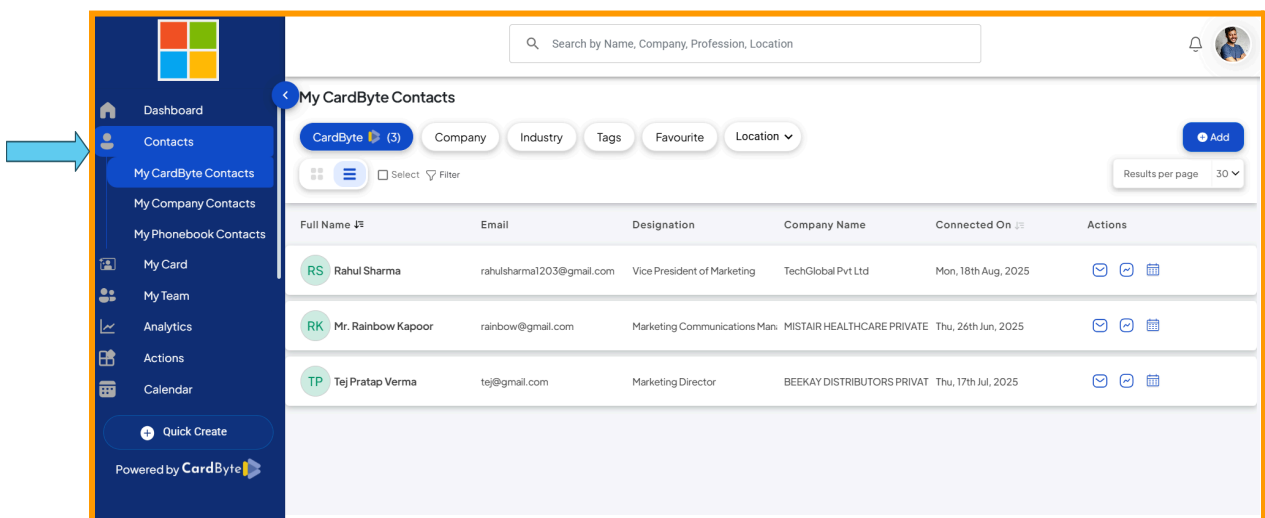


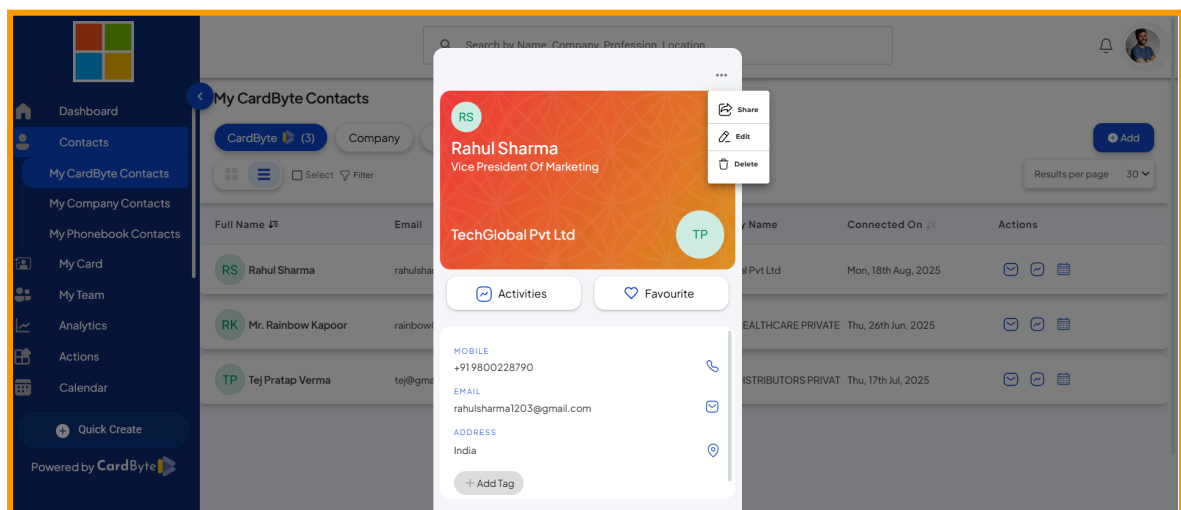
How to Delete a Contact on the Cardbyte Website

Follow these steps to delete a contact

- Open the **CardByte Web App**.
<https://enterprise.cardbyte.ai/login>
- Sign in using your credentials.
- Click on “**Contacts**” to see your saved Contacts.



- Click on the contact details you wish to delete.
- Click on the 3 dots in the top right corner and select **Delete**.



- The selected contact is now Deleted from my Contacts.

The screenshot displays the 'My CardByte Contacts' interface. On the left is a dark blue sidebar with navigation options: Dashboard, Contacts (selected), My CardByte Contacts, My Company Contacts, My Phonebook Contacts, My Card, My Team, Analytics, Actions, and Calendar. Below these is a 'Quick Create' button and the text 'Powered by CardByte'. The main content area has a search bar at the top with the placeholder 'Search by Name, Company, Profession, Location'. Below the search bar is the title 'My CardByte Contacts' and a filter bar with buttons for 'CardByte (2)', 'Company', 'Industry', 'Tags', 'Favourite', and 'Location'. To the right of the filter bar is an 'Add' button and a 'Results per page' dropdown set to '30'. Below the filter bar is a table with the following columns: Full Name, Email, Designation, Company Name, Connected On, and Actions. The table contains two rows of contact data. At the bottom right, a green success message states 'Contacts deleted successfully'.

Full Name	Email	Designation	Company Name	Connected On	Actions
Mr. Rainbow Kapoor	rainbow@gmail.com	Marketing Communications Man	MISTAIR HEALTHCARE PRIVATE	Thu, 26th Jun, 2025	
Tej Pratap Verma	tej@gmail.com	Marketing Director	BEEKAY DISTRIBUTORS PRIVAT	Thu, 17th Jul, 2025	

✓ Contacts deleted successfully

How to Delete a Contact in the Cardbyte Mobile App

Follow these steps to delete a contact

- Open the **CardByte** mobile app.

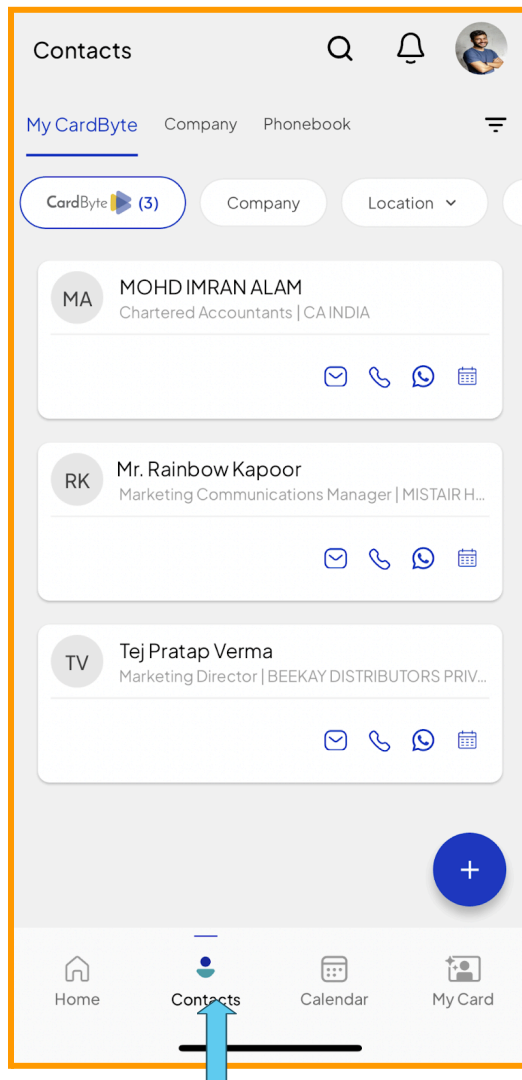
For Android users, click on the link below:

<https://play.google.com/store/apps/details?id=ai.cardbyte.enterprise>

For Apple users, click on the link below:

<https://apps.apple.com/in/app/cardbyte-enterprise/id1670373750>

- **Log in** to the CardByte mobile app.
- Click on “**Contacts**” to see a list of your saved contacts.



- Click on the 3 dots on the top right corner of the contact details and select **Delete**.

