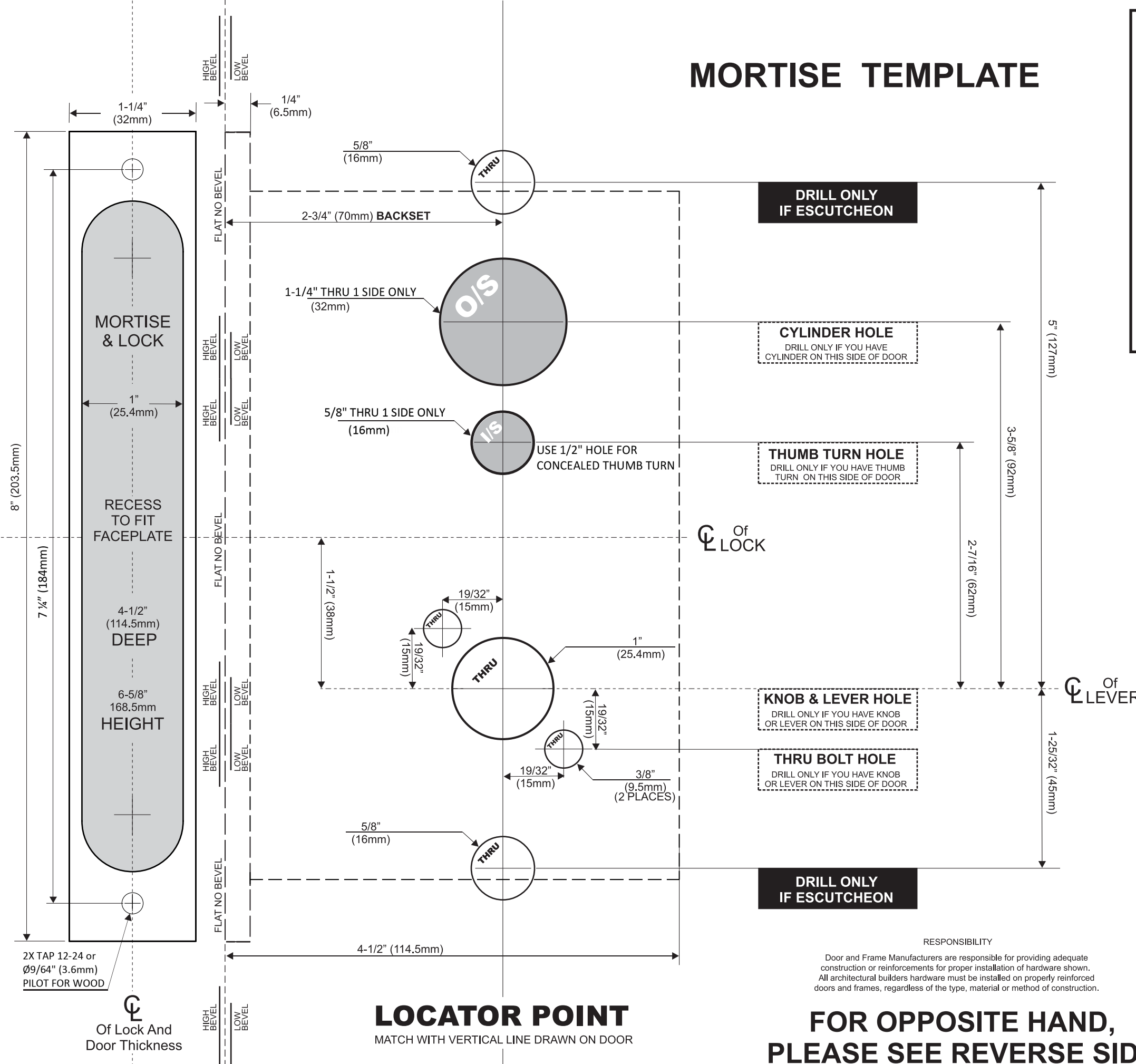
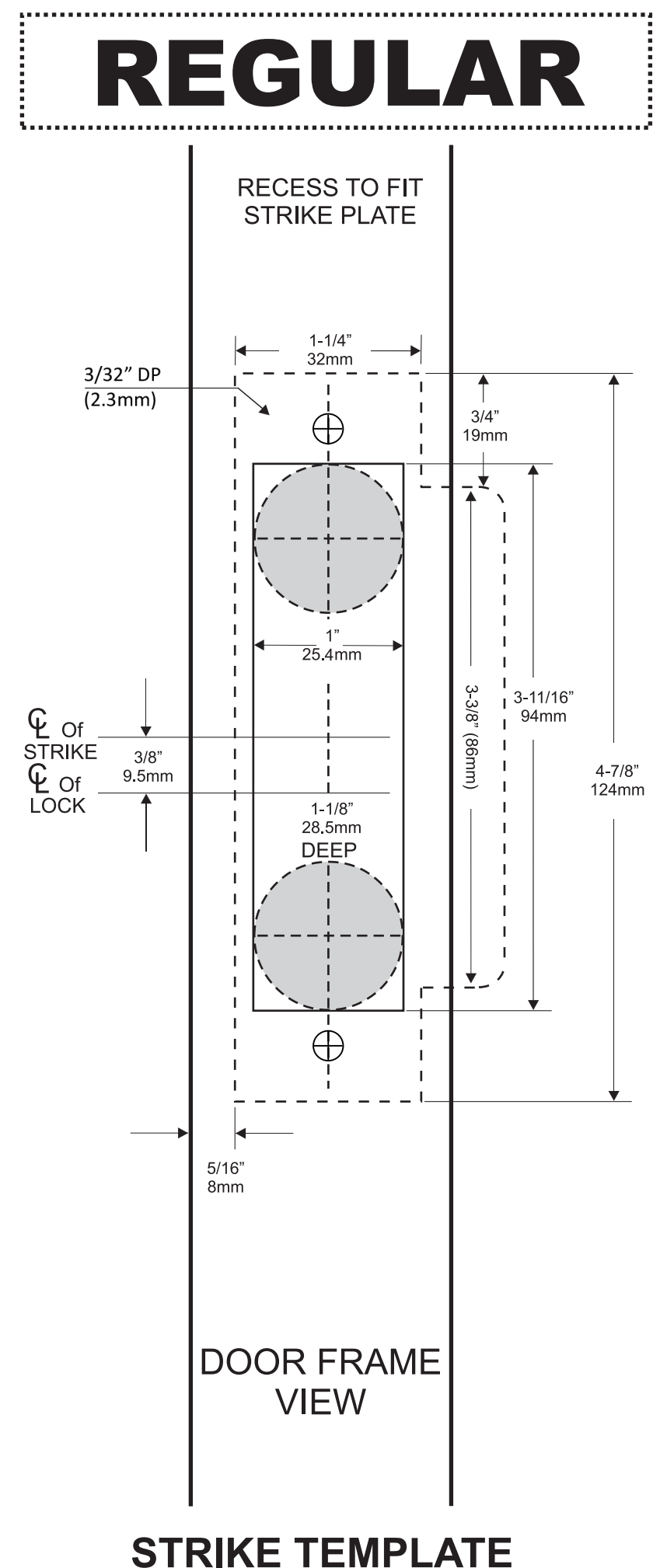


MORTISE TEMPLATE



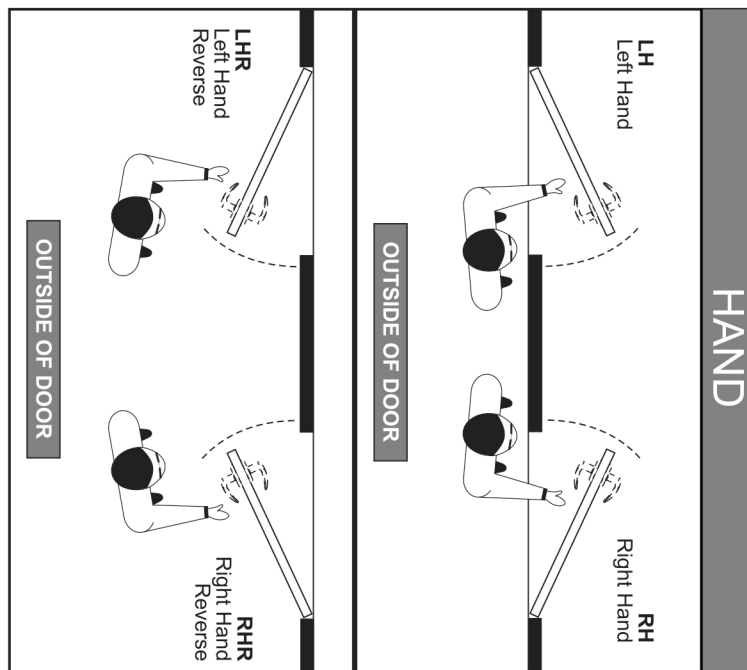
REGULAR



| LOCK FUNCTION | OUTSIDE | | | INSIDE | | |
|--|------------|---------------|-----------------|------------|---------------|-----------------|
| | Lever Hole | Cylinder Hole | Thumb Turn Hole | Lever Hole | Cylinder Hole | Thumb Turn Hole |
| 01 | ● | ● | ● | ● | ● | ● |
| 04 / 05 / 06 / 07 | ● | ● | ● | ● | ● | ● |
| 05A / 08 / 12 / 13 / 15 / 20 / 21 / 26 | ● | ● | ● | ● | ● | ● |
| 09 / 11 / 14 / 30 / 32 / 33 / 34 / 35 / 82 | ● | ● | ● | ● | ● | ● |
| 02 / 05B / 19 / 22 | ● | ● | ● | ● | ● | ● |
| 18 | ● | ● | ● | ● | ● | ● |
| 17 / 29 / 81 | ● | ● | ● | ● | ● | ● |
| 16 | ● | ● | ● | ● | ● | ● |
| 31 | ● | ● | ● | ● | ● | ● |

DOOR PREPARATION CHART

NOT ESSENTIAL
HEAVY DUTY MORTISE



MORTISE TEMPLATE

