

XMRX-K / XMRX-K-303

Electrified/Motorized Mortise Lock with Ligature Resistant Trim-Knob



Mechanical Specifications

- For facilities housing patients at risk
- ANSI Grade 1 heavy duty mortise lock with ligature resistant safety knob trim
- Escutcheon (XMRX-E-K) or sectional (XMRX-S-K) trim set
- Backset 2-3/4"
- Door thickness: 1-3/4" standard, other upon request
- Stainless steel knob trim
- Stainless steel latch bolt, split, anti-friction, 3/4" throw
- Stainless steel dead bolt, with anti-saw pins, 1" projection
- Stainless steel thumb turn
- Stainless steel ANSI strike
- Tamper resistant stainless steel mounting screws
- Handing field reversible
- Schlage "C" keyway, brass 6 pin cylinder standard
- SFIC with or less core available, 6 or 7 pin core
- Schlage® LFIC less core available
- Corbin® LFIC less core available
- High security cylinder available, TownSteel "L" keyway, 6 pin
- High security SFIC core available, TownSteel "L" keyway, 7 pin
- Keyed Different standard, KA, MK, GMK, GGMK and construction keying available
- 630 (US32D) finish
- Warranty: 2-year limited warranty

Electronic Specifications

- Solenoid units 12 or 24 VDC installations, Motorized units 12 to 24 VDC
- All motorized units are field adjustable for Fail Safe or Fail Secure
- Optional status sensors for Solenoid units: RQE, DP, LP
- Optional status sensors for motorized units: RQE, PRIV, DAJ, MKO
- Power Conversion Unit (PCU) converts 12-24VDC to operating voltage

Code Compliance

- ANSI/BHMA: A156.13 Grade 1 Certified
- UL/ULC: UL 10C Listed 3 Hour Fire Rating
- BAA: Meets requirements of the Buy American Act



Important Note

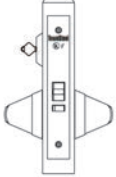
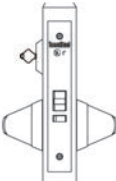


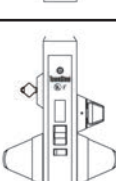
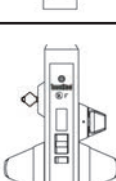
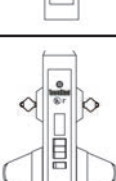


It is TownSteel's position that if any of our keyed locks are to be used less cylinder, whether I.C. or standard, and another manufacturer's cylinder is to be used in place of the TownSteel original manufacturer's cylinder, that a sample of that product be provided to TownSteel in advance for testing.

How to Order:

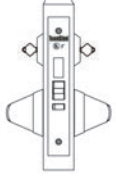
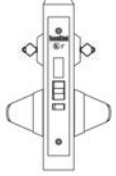
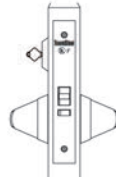
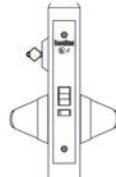
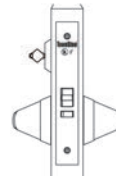
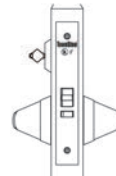
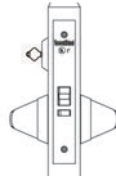
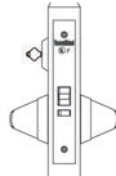






Trim	XMRX-E-K Electrified Ligature Resistant Mortise-Escutcheon Trim with Knob XMRX-S-K Electrified Ligature Resistant Mortise-Sectional Trim with Knob
Function	Please refer to Electrified Function Sheet, or 303
Cylinder	SC / SFIC6 / SFIC7 / CLFIC6 / SLFIC / L6 / L7
Handing	LH / RH / LHR / RHR

Example Order: XMRX-E-L-303-SFIC7-LH

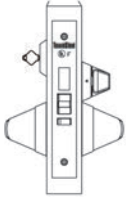
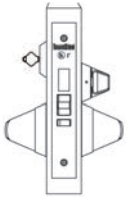
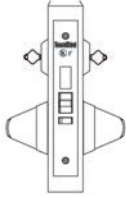
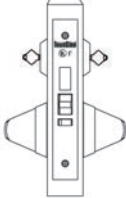
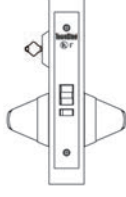

Functions Ligature Resistant Electrified Mortise Series

Outside	Inside	Series	Type	ANSI No.	Function Description
		XMRXA-121 XMRXK-121	12VDC Fail Safe 3-position monitoring	N/A	12VDC voltage. Fail Safe. Monitors Request-to-Exit, Door Position Status and Latch Position Status. Latch bolt is operated by lever from either side when no power is supplied. Powering unit locks outside lever. When locked, latch bolt can be retracted by key or lever on the inside. Auxiliary latch bolt.
		XMRXA-122 XMRXK-122	12VDC Fail Secure 3-position monitoring	N/A	12VDC voltage. Fail Secure. Monitors Request-to-Exit, Door Position Status and Latch Position Status. Powered unit latch bolt is operated by lever from either side. When no power is applied, outside lever is locked. When locked, latch bolt can be retracted by key or lever on the inside. Auxiliary latch bolt.
		XMRXA-121C XMRXK-121C	12VDC Fail Safe RQE	N/A	12VDC, Fail Safe. Monitors Request-to-Exit (RQE). Latch bolt is operated by lever from either side where no power is applied. When power is applied, lever are inoperative (locked) on both sides. When locked, the latch bolt can be retracted by key on either side. Auxiliary latch bolt.
		XMRXA-122C XMRXK-122C	12VDC Fail Secure RQE	N/A	12VDC, Fail Secure. Monitors Request-to-Exit (RQE). Powered unit is unlocked and latch bolt is operated by lever on either side. When no power is applied, levers are inoperative (locked) on both sides. When locked, the latch bolt can be retracted by key on either side. Auxiliary latch bolt.
		XMRXA-121DB XMRXK-121DB	12VDC Fail Safe Dead Bolt RQE	N/A	12VDC voltage. Fail Safe with dead bolt. Monitors Request-to-Exit (RQE). Latch bolt is operated by lever from either side when no power is supplied. Powering unit locks both lever. Dead bolt can be operated from outside with key and inside by thumb turn. When locked, latch bolt can be retracted by key or lever on inside. Rotating inside lever retracts both bolts. Auxiliary latch bolt.
		XMRXA-122DB XMRXK-122DB	12VDC Fail Secure Dead Bolt RQE	N/A	12VDC voltage. Fail Secure with dead bolt. Monitors Request-to-Exit (RQE). Powered unit latch bolt is operated by lever from either side. When no power is applied, outside lever is locked. Dead bolt can be operated from outside with key and inside by thumb turn. When locked, latch bolt can be retracted by key or lever on inside. Rotating inside lever retracts both bolts. Auxiliary latch bolt.
		XMRXA-121DC XMRXK-121DC	12VDC Fail Safe Dead Bolt RQE	N/A	12VDC. Fail Safe with dead bolt. Monitors Request-to-Exit (RQE). Latch bolt is operated by lever from either side when no power is supplied. When power is applied, levers are inoperative (locked) on both sides. When locked, the latch bolt can be retracted by key on either side. Dead bolt can be operated on both sides by key. When unlocked, operating inside or outside lever retracts both bolts. Auxiliary latch bolt.

Functions Ligature Resistant Electrified Mortise Series

Outside	Inside	Series	Type	ANSI No.	Function Description
		XMRXA-122DC XMRXK-122DC	12VDC Fail Secure Dead Bolt RQE	N/A	12VDC, fail secure with dead bolt. Monitors Request-to-Exit (RQE). Powered unit is unlocked and latch bolt is operated by lever on either side. When no power is applied levers are inoperative (locked) on both sides. When locked, the latch bolt can be retracted by key on either side. Dead bolt can be operated on both sides by key. When unlocked, operating inside or outside lever retracts both bolts. Auxiliary latch bolt.
		XMRXA-121RQE XMRXK-121RQE	12VDC Fail Safe RQE	N/A	12VDC voltage fail safe. Monitors Request-to-Exit. Latch bolt is operated by lever from either side when no power is supplied. Powering unit locks outside lever. When locked, latch bolt can be retracted by key from outside or lever on inside. Auxiliary latch bolt.
		XMRXA-122RQE XMRXK-122RQE	12VDC Fail Secure RQE	N/A	12VDC voltage. Fail Secure. Monitors Request-to-Exit. Powered unit latch bolt is operated by lever from either side. When no power is supplied, outside lever is locked. When locked, latch bolt can be retracted by key from outside or lever on inside. Auxiliary latch bolt.
		XMRXA-241 XMRXK-241	24VDC Fail Safe 3-position monitoring	N/A	24VDC, Fail Safe. Monitors Request-to-Exit, Door Position Status and Latch Position Status. Latch bolt is operated by lever from either side when no power is supplied. Powering unit locks outside levers. When locked, the latch bolt can be retracted by key or lever on inside. Auxiliary latch bolt.
		XMRXA-242 XMRXK-242	24VDC Fail Secure 3-position monitoring	N/A	24VDC. Fail Secure. Monitors Request-to-Exit, Door Position Status and Latch Position Status. Powered unit latch bolt is operated by lever from either side. When no power is applied outside lever is locked. When locked, latch bolt can be retracted by key or lever on inside. Auxiliary latch bolt.
		XMRXA-241C XMRXK-241C	24VDC Fail Safe RQE	N/A	24VDC. Fail Safe. Monitors Request-to-Exit (RQE). Latch bolt is operated by lever from either side when no power is applied. When power is applied levers are inoperative (locked) on both sides. When locked, the latch bolt can be retracted by key on either side. Auxiliary latch bolt.
		XMRXA-242C XMRXK-242C	24VDC Fail Secure RQE	N/A	24VDC. Fail Secure. Monitors Request-to-Exit (RQE). Powered unit is unlocked and latch bolt is operated by lever on either side. When no power is applied, levers are inoperative (locked) on both sides. When locked, the latch bolt can be retracted by key on either side. Auxiliary latch bolt.

Functions Ligature Resistant Electrified Mortise Series

Outside	Inside	Series	Type	ANSI No.	Function Description
		XMRXA-241DB XMRXK-241DB	24VDC Fail Safe Dead Bolt RQE	N/A	24VDC voltage, Fail Safe with dead bolt. Monitors Request-to-Exit (RQE). Latch bolt is operated by lever from either side when no power is supplied. Powering unit locks outside lever. Dead bolt can be operated from outside with key and inside by thumb turn. When locked, latch bolt can be retracted by key or lever on inside. Rotating inside lever retracts both bolts. Auxiliary latch bolt.
		XMRXA-242DB XMRXK-242DB	24VDC Fail Secure Dead Bolt RQE	N/A	24VDC voltage. Fail secure with dead bolt. Monitors Request-to-Exit (RQE). Powered unit latch bolt is operated by lever from either side. When no power is applied, outside lever is locked. Dead bolt can be operated from outside with key and inside by thumb turn. When locked, latch bolt can be retracted by key or lever on inside. Rotating inside lever retracts both bolts. Auxiliary latch bolt.
		XMRXA-241DC XMRXK-241DC	24VDC Fail Safe Dead Bolt RQE	N/A	24VDC, Fail Safe with dead bolt. Monitors Request-to-Exit (RQE). Latch bolt is operated by lever from either side when no power is applied. When power is applied, levers are inoperative (locked) on both sides. When locked, the latch bolt can be retracted by key on either side. Dead bolt can be operated on both sides by key. When unlocked, operating inside or outside lever retracts both bolts. Auxiliary latch bolt.
		XMRXA-242DC XMRXK-242DC	24VDC Fail Secure Dead Bolt RQE	N/A	24VDC, fail secure with dead bolt. Monitors Request-to-Exit (RQE). Powered unit is unlocked and latch bolt is operated by lever on either side. When no power is applied, levers are inoperative (locked) on both sides. When locked, the latch bolt can be retracted by key on either side. Dead bolt can be operated on both sides by key. When unlocked, operating inside or outside lever retracts both bolts. Auxiliary latch bolt.
		XMRXA-241RQE XMRXK-241RQE	24VDC Fail Safe RQE	N/A	24VDC voltage. Fail Safe. Monitors Request-to-Exit (RQE). Latch bolt is operated by lever from either side when no power is supplied. Powering unit locks outside lever. When locked, latch bolt can be retracted by key from outside or lever on inside. Auxiliary latch bolt.
		XMRXA-242RQE XMRXK-242RQE	24VDC Fail Secure RQE	N/A	24VDC voltage. Fail Secure. Monitors Request-to-Exit (RQE). Powered unit latch bolt is operated by lever from either side. When no power is applied, outside lever is locked. When locked, latch bolt can be retracted by key from outside or lever on inside. Auxiliary latch bolt.