

# PowerCentral – Power BI reporting for Microsoft Dynamics 365 Business Central

The PowerCentral BI reporting solution provides you with dashboards and data cubes to analyze financial, sales and inventory data stored in Business Central

Microsoft  
AppSource certified

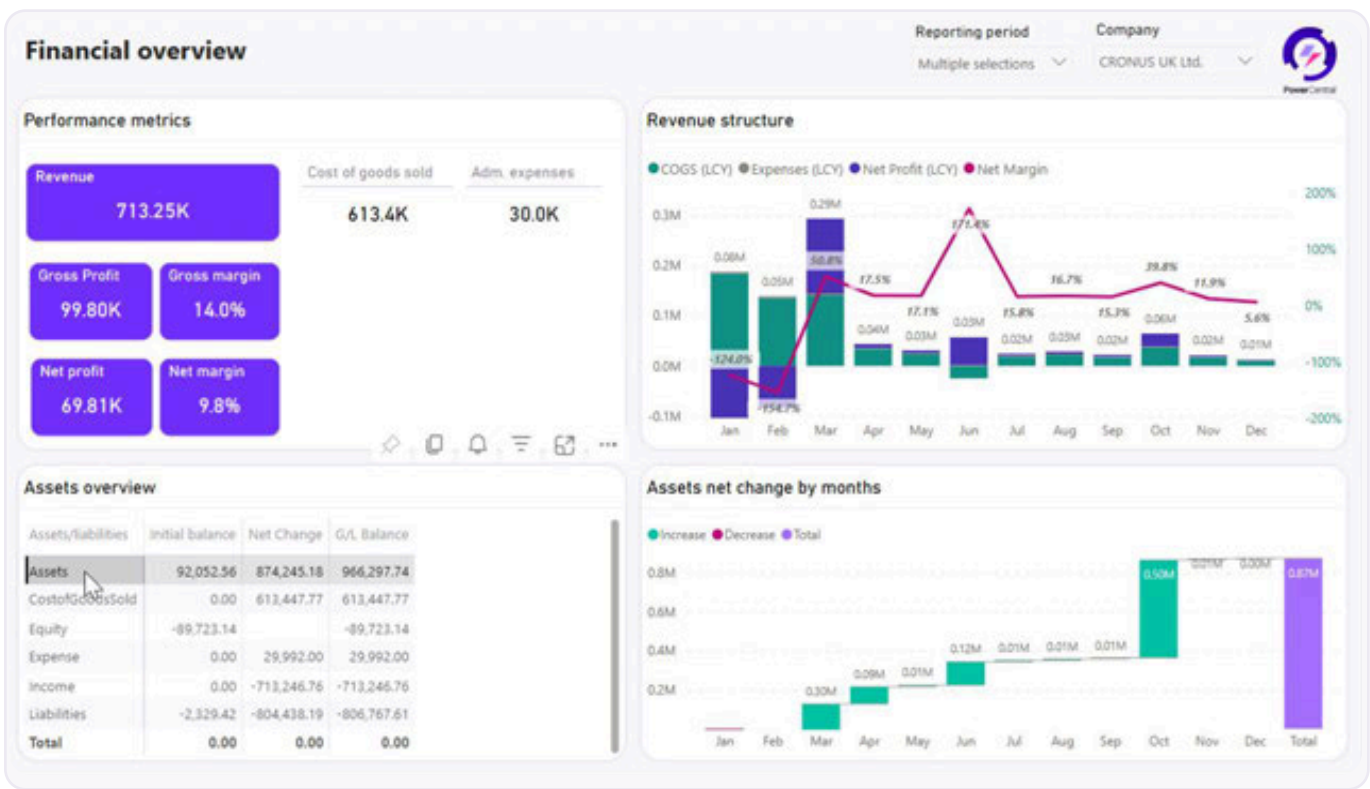


✓ Covers 80% of standard reports in sales, finance, and inventory

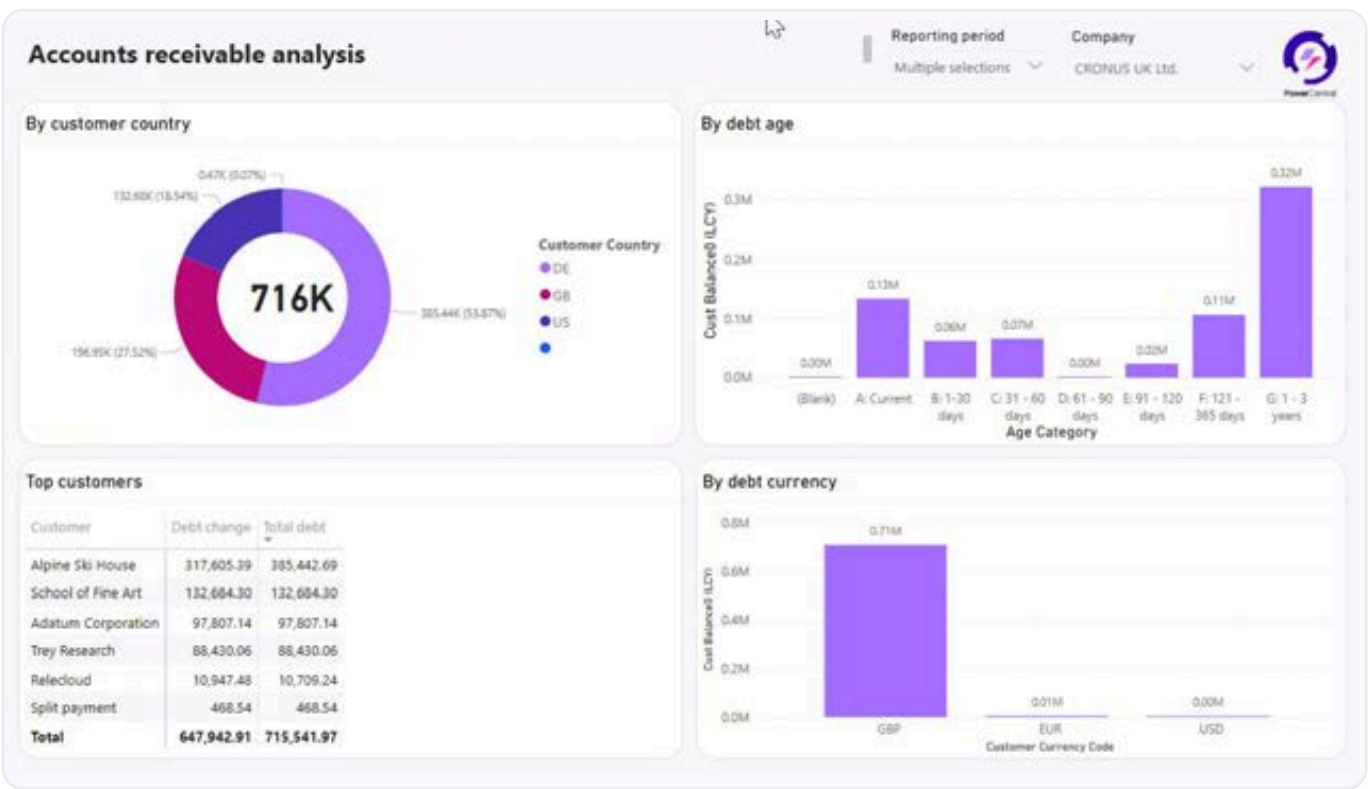
✓ Can be up and running in just one day

✓ Intuitive and user-friendly cube model, specifically designed for users to build their own reports in Excel

## Financial dashboards

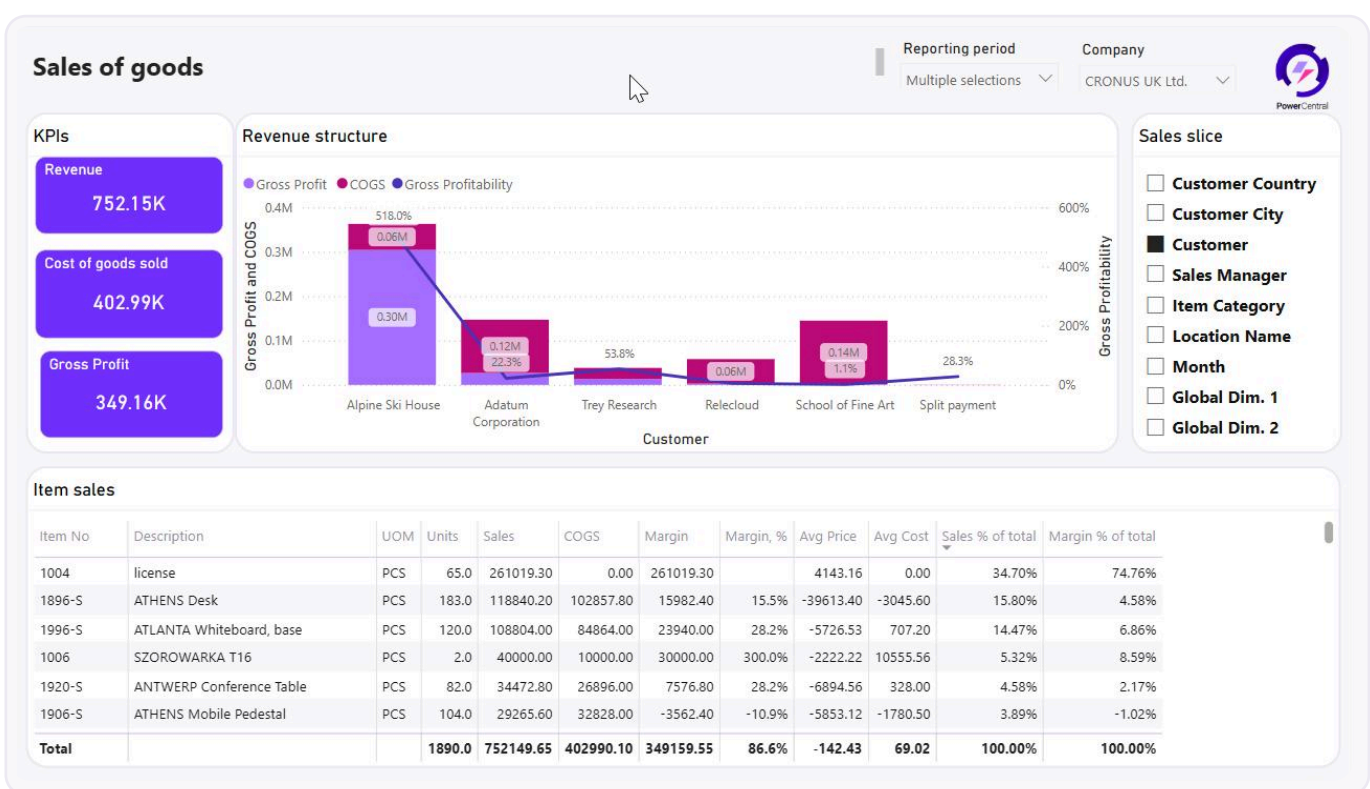


Financial overview: revenue, cost of goods and services, administrative expenses, profits and it's dynamics

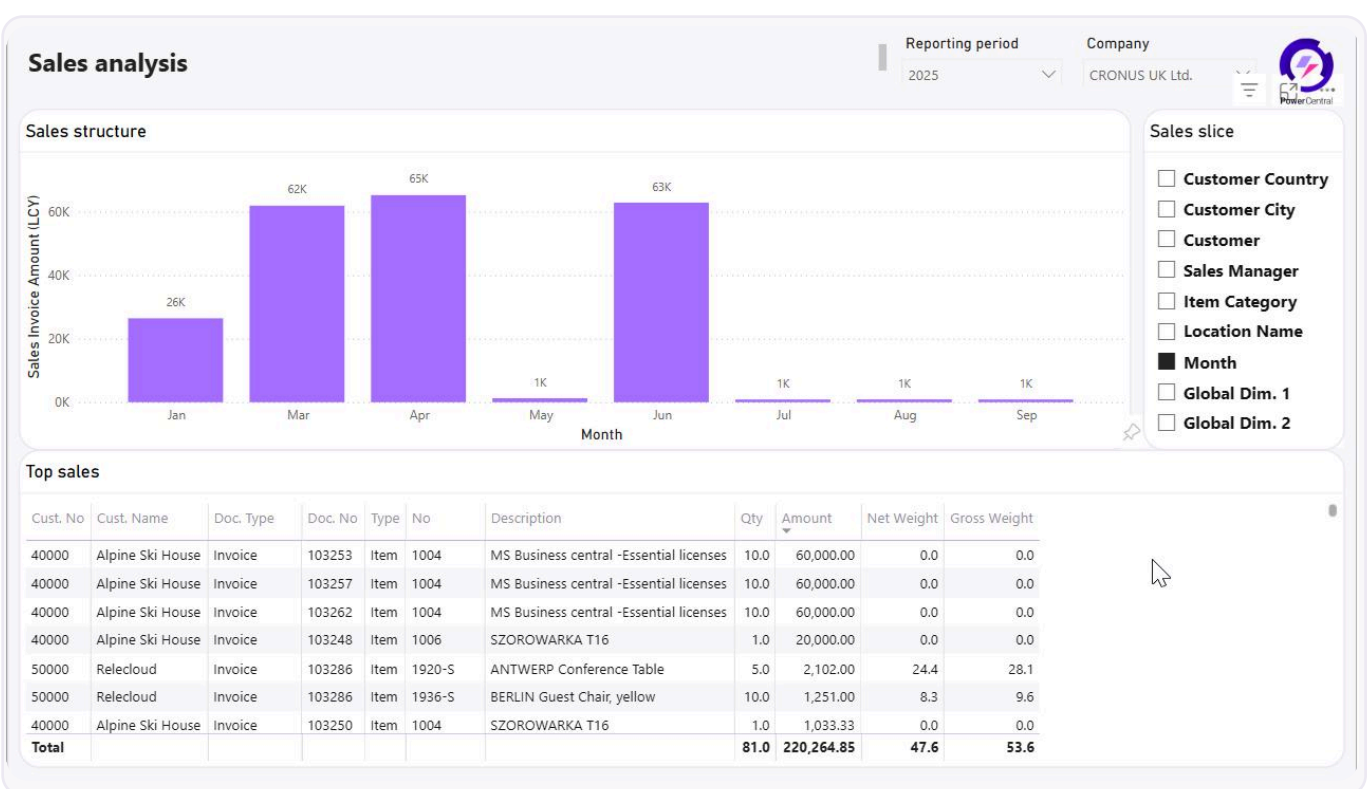


Customer debt analysis by age, currency, and dimensions

## Sales dashboards



Explore your items sales, find the most profitable and effective segments of your business

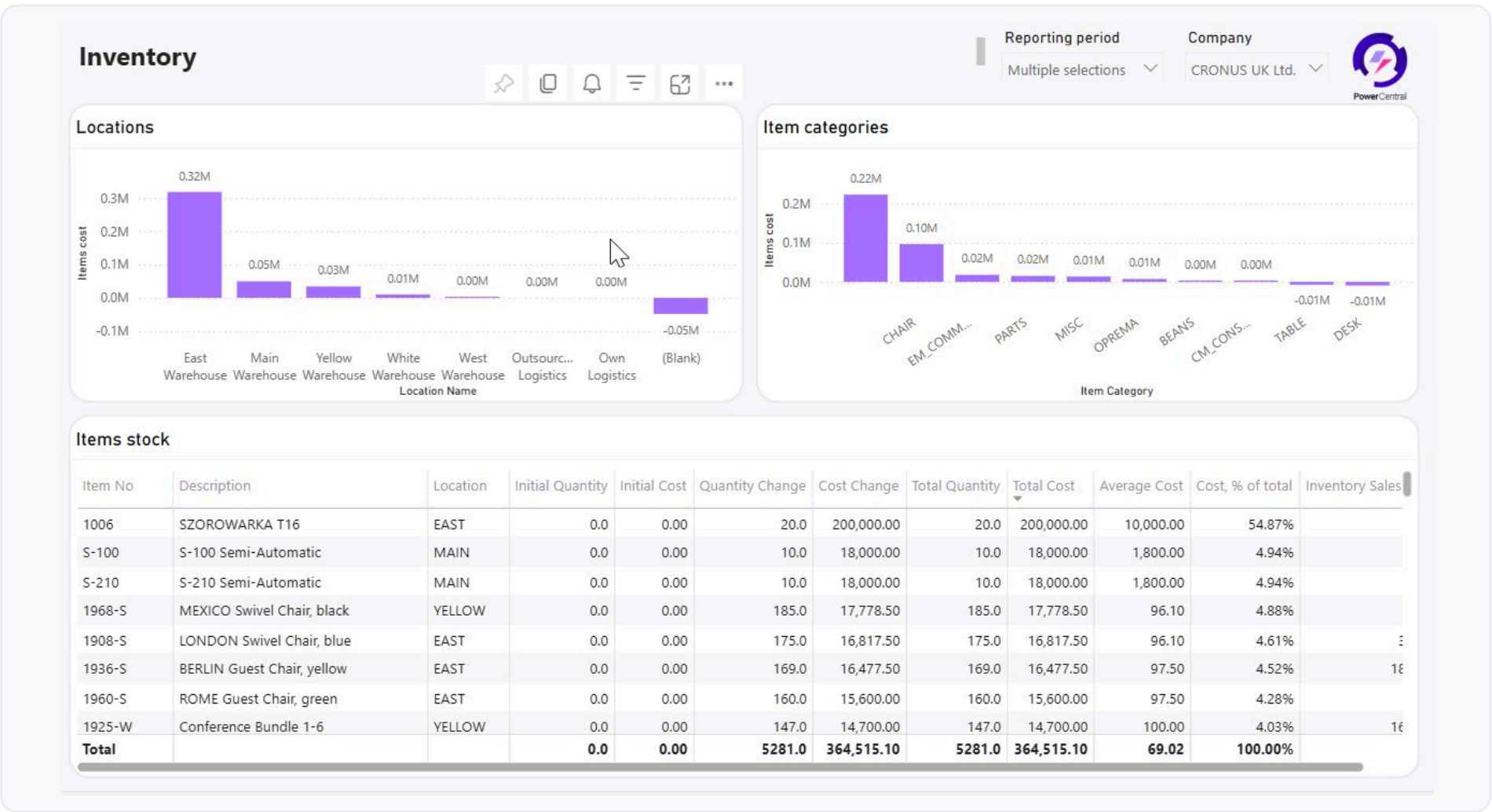


Analyze all kind of sales in one dashboards: goods, services and etc.



# Inventory dashboards

Examine your stock, find out what's being stored excessively and what's missing to improve performance



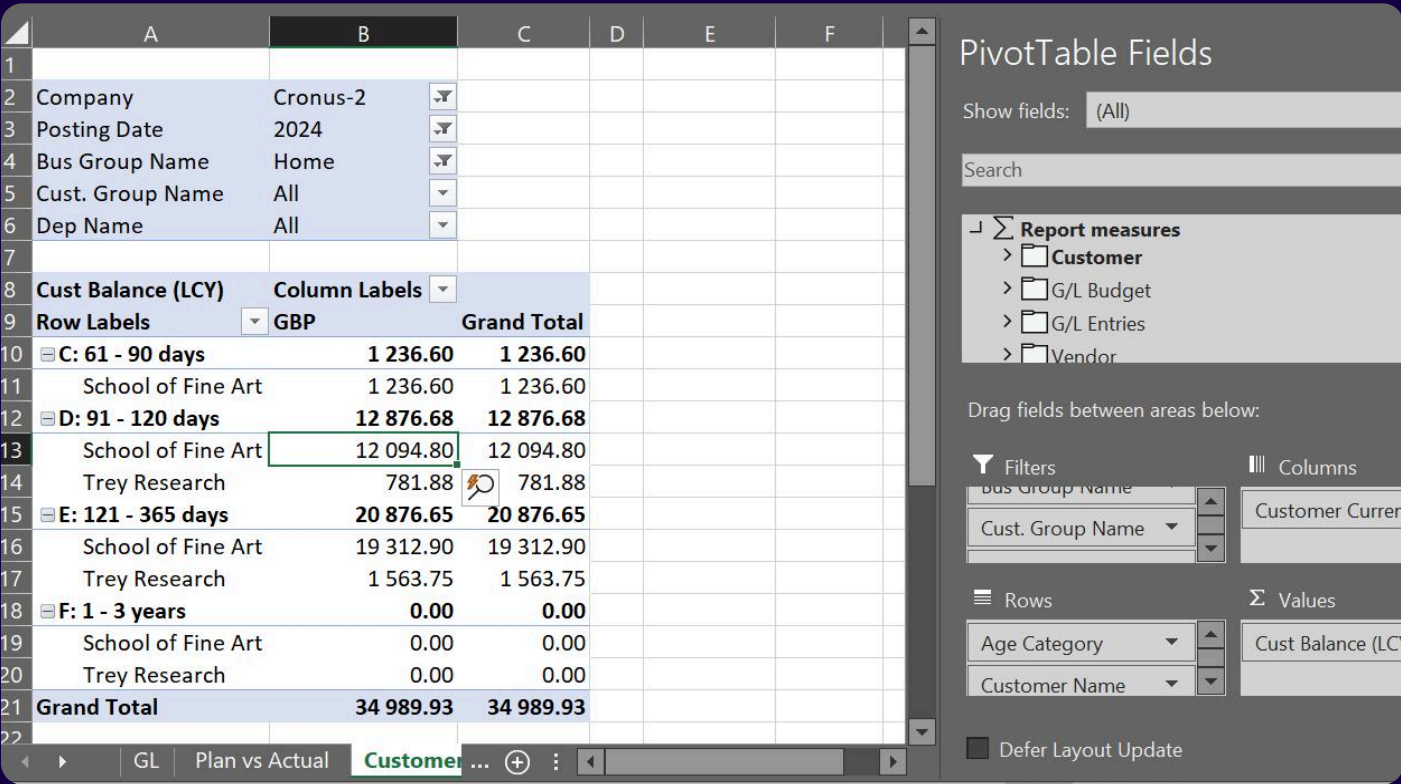
# User tools for BI reporting using Microsoft Excel (ad-hoc)

Create as many customized BI reports and formulas as you wish using Microsoft Excel connection to data, including:

- General ledger transactions
- General ledger budgets
- Customer ledger transactions
- Vendor ledger transactions
- Item ledger transactions
- Sales budgets
- Sales invoices and credit memos

## Custom BI reporting with Microsoft Excel

The model contains all dimensions you use in BC, has multi company support, chart of accounts hierarchy and 20 more most useful attributes. The measures include Net Change, Balances, Quantities, records count and many other aggregations. You can Drill into it using dashboards or Excel to get all transactions that summed to the value you explore.



# The Power Central BI model allows

- ✓ Easily analyze your Business Central data using Microsoft Excel pivots, connected to BI cube
- ✓ Develop self-service report packs with Excel Cube formulas
- ✓ Build your own "live" reports with only Excel knowledge
- ✓ Easily dive into the figures, by drilling through and getting transaction level details right from Excel

**Need more dashboards or need the reporting, customized for you?**

PowerCentral advanced gives you ability to extend, customize the solution for you. We will help with the customizations



PowerCentral

- ✓ Reduce the number of Business Central licenses required for users who only need reporting
- ✓ Covers 80% of standard reports in sales, finance, and inventory
- ✓ Intuitive and user-friendly cube model, specifically designed for users to build their own reports in Excel
- ✓ Solution can be customized to meet your specific needs and adapted to your Business Central customizations
- ✓ Can be up and running in just one day

# Pricing

## Trial

SETUP FEE  
Free

PERIODICAL FEE  
Free

OPTIONS  
EUR 4900

## Standard

SETUP FEE  
Free

PERIODICAL FEE  
EUR 10/user/month

OPTIONS  
EUR 950 (optional)

## Advanced

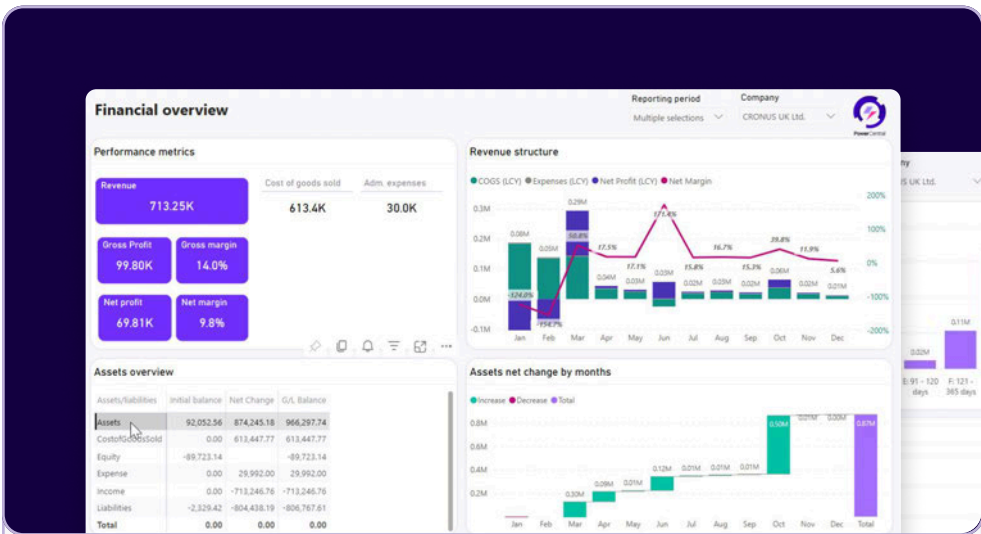
SETUP FEE  
Full functional version for non-productive (sandbox) environments

PERIODICAL FEE  
Including version updates. Installation from Microsoft Appsource

- OPTIONS
- Cube & dashboards with customizations allowed
  - Customizations can be performed either by the customer or by us for a separate fee.
  - Periodical fee allows customer to receive the solution updates. Updates merge is charged additionally.

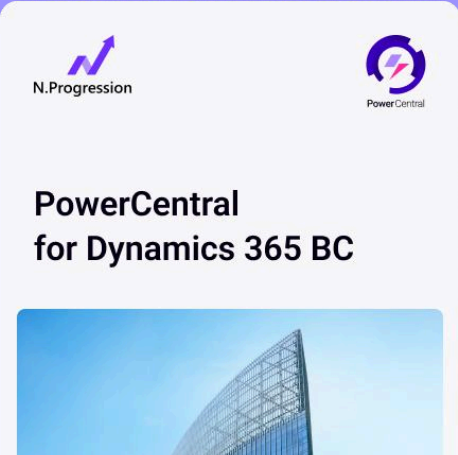
# Next steps

Discover how our solution can transform your business. Choose the option that works best for you – our team is here to guide you every step of the way. Don't hesitate to reach out and take the next step toward streamlining your processes and driving growth.




### Book a Demo

Schedule a personalized demo to see the system in action



### Download Documentation

Request comprehensive documentation to explore the solution's capabilities in detail



### Get from AppSource

Download the solution directly from Microsoft AppSource and start your journey right away

Send us a quick message with what you'd like to receive – we'll reply with the right materials

→ [sales@nprogression.com](mailto:sales@nprogression.com)

# Let's connect

Start your digital transformation journey today and discover what's possible for your business tomorrow



### UK Office

55A High Street  
Wimbledon Village  
SW19, London

### Contact us

+44808 178 1517  
[sales@nprogression.com](mailto:sales@nprogression.com)

### Germany Office

Grafingerstr.31,  
81671  
München, Germany

### Contact us

+44808 178 1517  
[sales@nprogression.com](mailto:sales@nprogression.com)

### Serbia Office

Novosadskogsajma 4a, 54  
21000  
NoviSad, Serbia

### Contact us

+38165 3550542  
[sales@nprogression.com](mailto:sales@nprogression.com)