

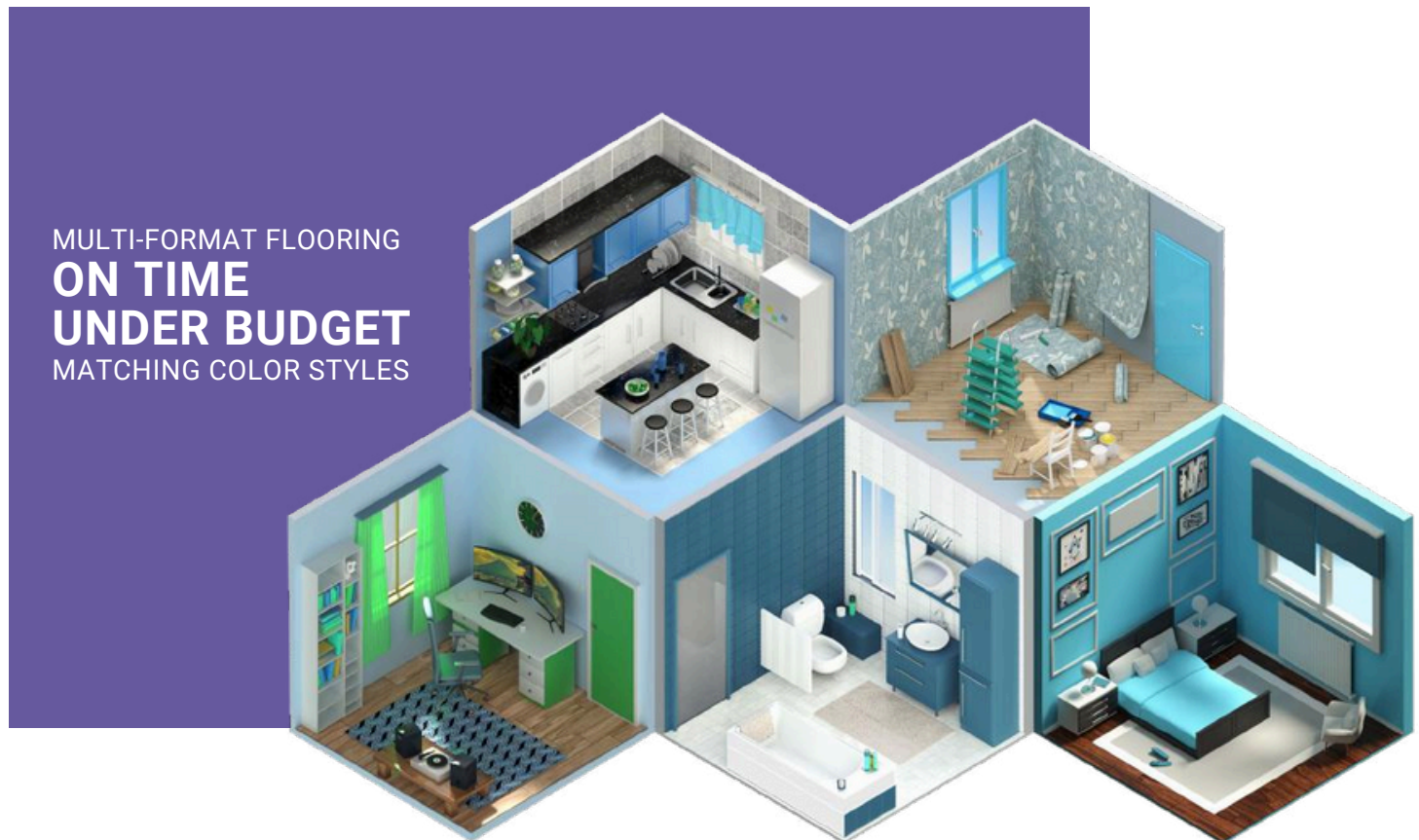


WOODS GD | LUXURY VINYL COLLECTION

 ELM SURFACES

FINISH YOUR PROJECTS ON TIME AND UNDER BUDGET.

Woods GD is designed for multi-level flooring projects featuring a crossover color selection across multiple flooring types. On lower levels, Woods GD GlueDown Floor helps keep your projects under budget without compromising style or durability. On upper levels, Woods GD Floating Floor installs quickly and matches the same high-quality styles and long-lasting performance while also working to reduce the amount of sound transferred to floors below.

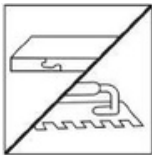


Finish Your Projects On Time And Under Budget.

Multi-level projects will never be the same. Every color in the Woods GD line is available in GlueDown and Floating Floor formats. Woods GD also offers an unprecedented selection of moldings and stair treads to finish every project with a refined and unified look.

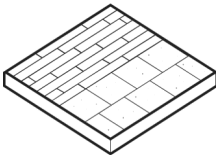
12 Curated Designer Colors

A focused selection of premium colors and textures to ensure the perfect floor for your designer vision.



Multi-Format Flooring

No need to compromise on style, budget or schedule. Each color is available in both GlueDown and Floating Floor formats to help you finish on time and under budget.




Transitions & Moldings

Provide a clean finish with the vast selection of moldings in matching colors. Transition between flooring and finish to any wall, fixture or vertical edge.



12 Mil ScratchGuard Wear Layer

Highly abrasion-resistant coating provide shine and increases the lifespan of your floor.



Pet Friendly

Messes stay on the surface and do not penetrate or go under the floor.



Build Responsibly

All products have been independently certified by SCS to comply with the volatile organic compound emissions criteria of the California Sections 01350 standard. Any product that has met these stringent standards is a product that will contribute to good IAQ.



Woods GD

Floating Floor

ENHANCED
POLYURETHANE SYSTEM
Highly Stain Resistant

12MIL SCRATCHGUARD

WEAR LAYER
Extra Wear Protection

NATURAL WOOD
TEXTURE
Ultra Realistic Look
Wide Color selection

4MM HIGH DENSITY
CORE
Engineered For Structural Stability
Waterproof SPC Limestone Base
1MM SOUND-REDUCING
UNDERLAYMENT

Surpasses STC and IIC Sound
Requirements
Provides Extra Comfort



SOUND
REDUCING



100%
WATERPROOF




HIGH TRAFFIC
DURABILITY



EASY TO
CLEAN

Core _____ Stone Polymer Composite
Plank Size _____ 7" x 48"
Thickness _____ 5mm
Wear Layer _____ 12mil ScratchGuard
Edge Profile _____ Beveled
Installation _____ Floating
LEED Scorecard _____ EQ 4.3 - 1 Point




WARRANTIES

Residential _____ 20 Years
Light Commercial _____ 10 Years

GUARANTEED PHTHALATE FREE

Woods GD

GlueDown Floor



ENHANCED
POLYURETHANESYSTEM
Highly Stain Resistant
12MIL SCRATCHGUARD

WEAR LAYER
Extra Wear Protection

NATURALWOODTEXTURE
Ultra Realistic Look
Focused Color Selection

2MM PURE VINYL
Chip and Dent Resistant
100% Waterproof



WARRANTIES

Residential _____ 20 Years
Light Commercial _____ 10 Years

GUARANTEED PHTHALATE FREE

Core Plank Size _____ Pure Vinyl
Thickness Wear _____ 7" x 48"
Layer Edge _____ 2mm
Profile _____ 12mil ScratchGuard
Installation _____ Square
LEED Scorecard _____ GlueDown
_____ EQ 4.3 - 1 Point



Pearl - 2901

Also available in GlueDown 2101

Bristol Harbor - 2907

The light grey wood tint is popular in today's modern home, creating a sense of more space.



Also available in GlueDown 2107

Whispering Pines - 2908

Inspired by the classic look of Hickory wood. The lighter shades add variety, warmth, and charm.



Also available in GlueDown 2108



Bedford Creek - 2910

Features a timeless shade with medium variation made to mix smoothly with the room's decor.




Also available in GlueDown 2110

Sandpiper Spring - 2909

Sandpiper Spring features a timeless shade with medium variation made to mix smoothly.



Also available in GlueDown 2109



Arrowhead - 2903

Also available in GlueDown 2103

Arrowhead - 2903

Casual style is the point that Arrowhead gets across with its medium wood tone.



Also available in GlueDown 2103

Cobble Hill - 2911 The shade's caramel, even-tone adds a sense of comfort to any room, putting the focus on decor.



Also available in GlueDown 2111



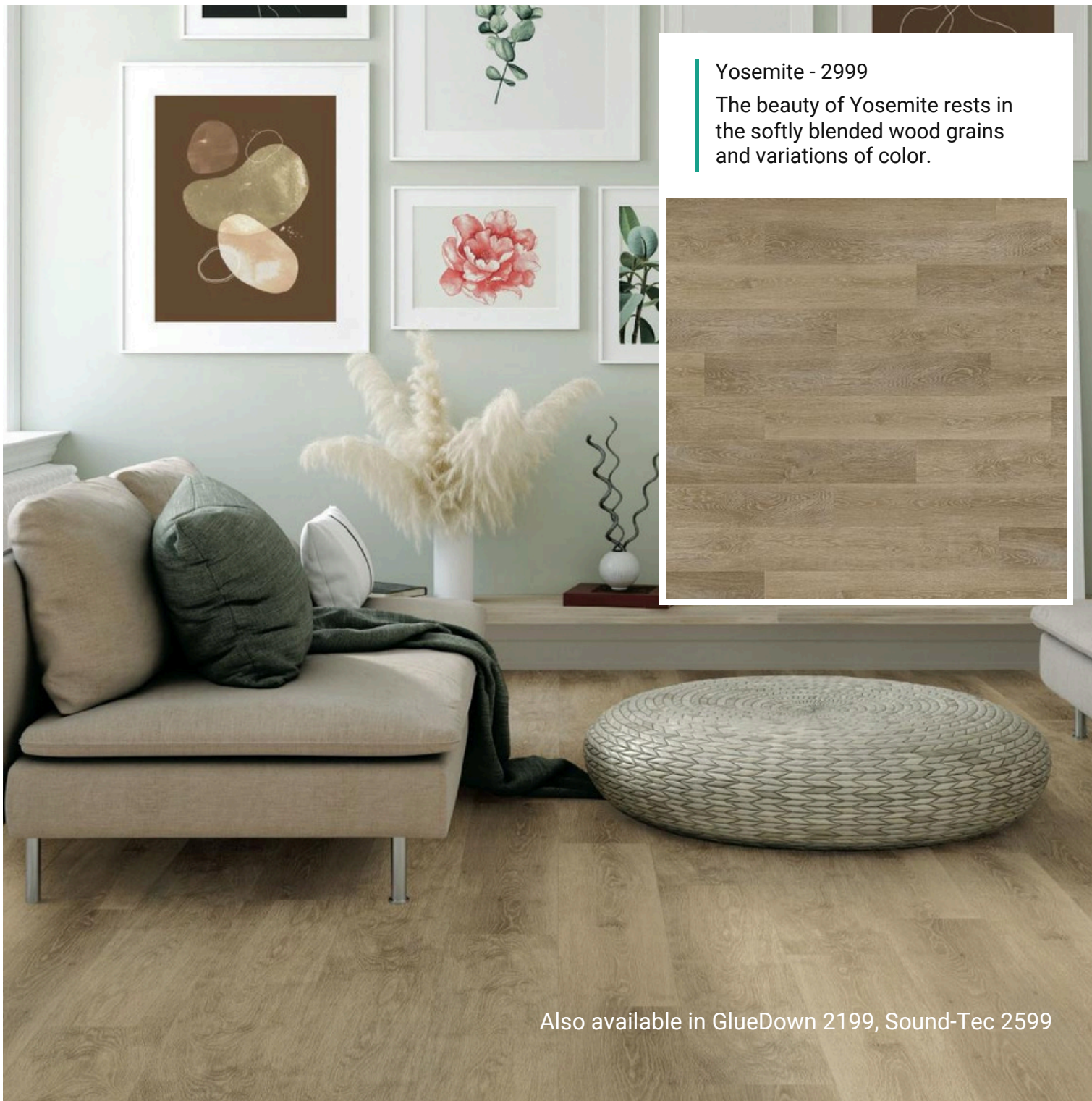
Cobble Hill - 2911

Also available in GlueDown 2111



Yosemite - 2999

Also Available in GlueDown 2199, Sound-Tec 9599



Yosemite - 2999

The beauty of Yosemite rests in the softly blended wood grains and variations of color.



Also available in GlueDown 2199, Sound-Tec 2599

Willow Run - 2912

Willow Run glows with a warmth and simplicity that is just right for today's casual, comfortable home.




Also available in GlueDown 2112



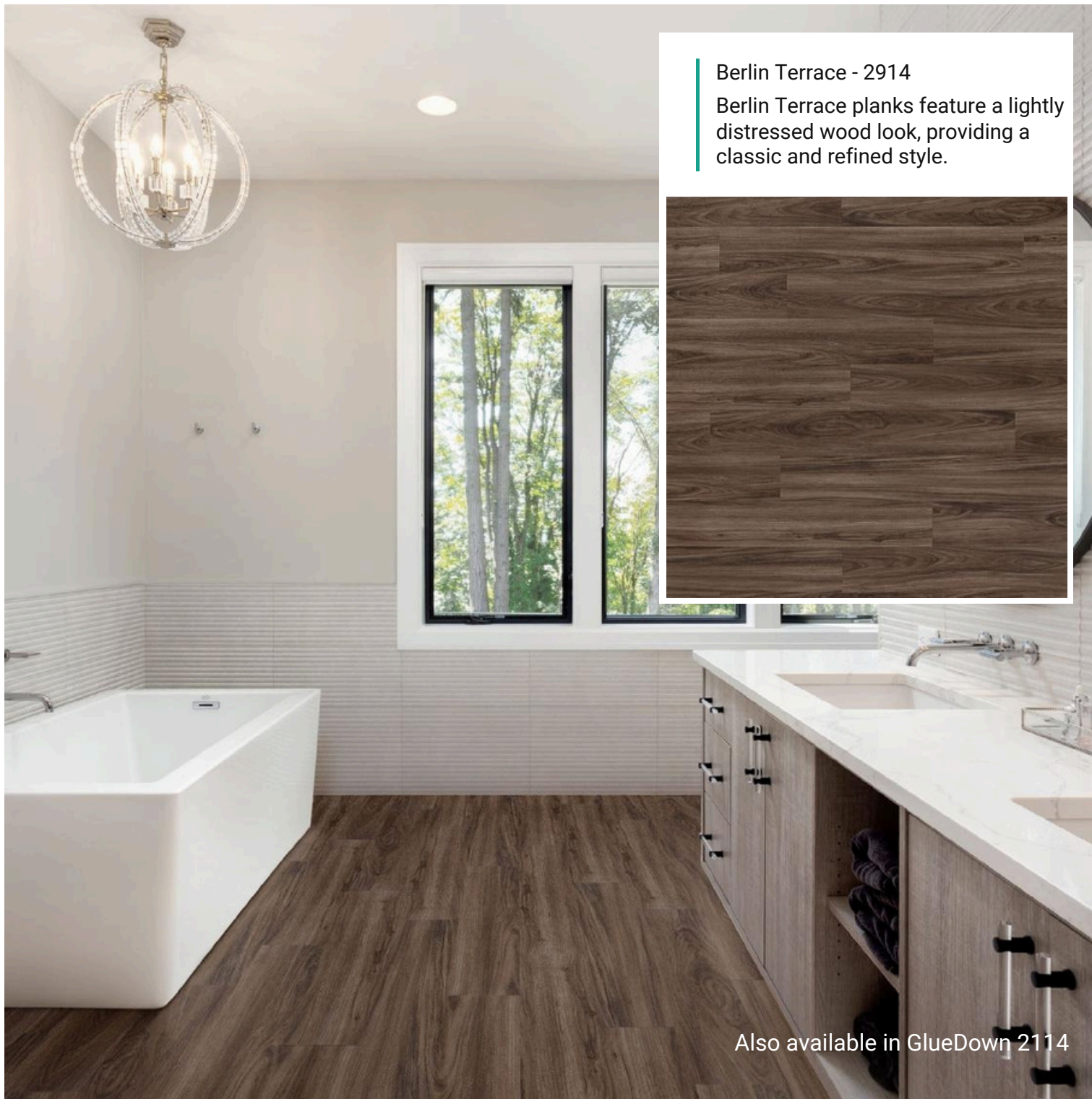
Willow Run - 2912

Also available in GlueDown 2112



Berlin Terrace - 2914

Also available in GlueDown 2114



Berlin Terrace - 2914

Berlin Terrace planks feature a lightly distressed wood look, providing a classic and refined style.



Also available in GlueDown 2114

Chestnut - 2906

Chestnut is a vintage treasure with all the beauty and charm of the great American tree.




Also available in GlueDown 2106



Chestnut - 2906

Also available in GlueDown 2106



Hidden Acres - 2913

Also available in GlueDown 2913

Hidden Acres - 2913

Dark brown tones contrast nicely with any light-colored fixtures. Bold colors will stand out.



Also available in GlueDown 2113

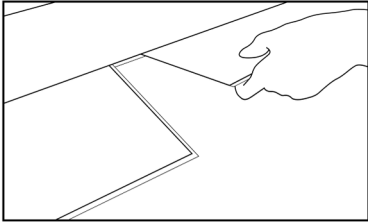


RAPIDLOCK

TECHNOLOGY

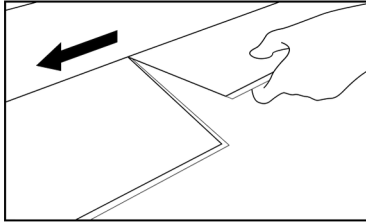
CUT DOWN INSTALLATION

Installing Sound-Tec and Woods GD is faster and easier than ever before, thanks to it's innovative Rapidlock clip system.
Rapidlock



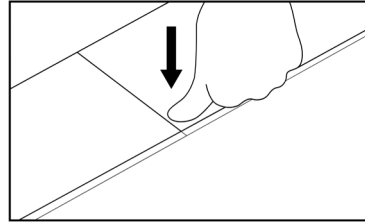
1 | ANGLE

Start by engaging the plank on the long side at a 45° angle.



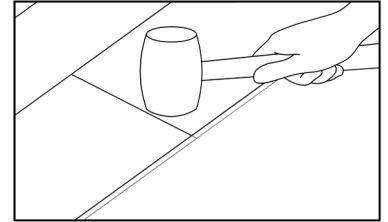
2 | SLIDE

Slide the plank to the left until the sides align.



3 | DROP

Gently drop the plank to engage the locking system.



4 | SECURE

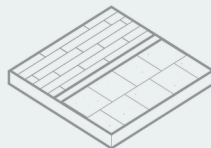
To secure the locking system and make flush, gently tap

Check out UrbanSurfaces.com for the full guide on Rapidlock.

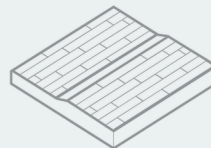
BEAUTY IN THE DETAILS

Easily transition the flooring to a variety of different settings. The different molding options deliver several variations, when fitting the floor to any room, and any situation. Pick the best molding for your desired look.

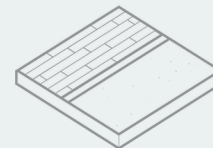
Easily transition the flooring in a variety of different settings.



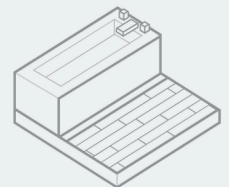
TILE



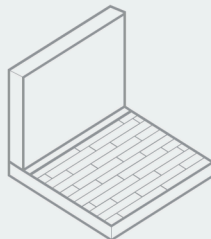
WOOD



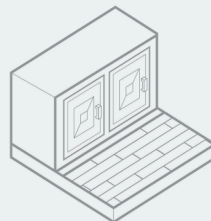
CARPET



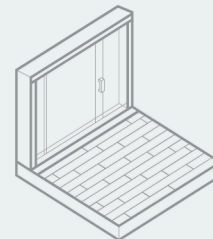
BATHTUBS



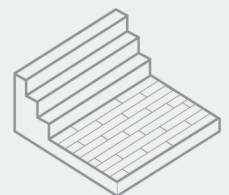
WALLS



CABINETS



SLIDERS



STAIRS

AVAILABLE MOLDING & TRANSITIONS OPTIONS

Moldings available for all Floating Floor colors. For the most up to date information on moldings specifications check out: urbansurfaces.com



QUARTER ROUND

Material	Waterproof WPC
Dimensions	3/4" wide x 3/4" Tall
Length	96" Long



METAL STAIR NOSE

Material	Aluminum
Dimensions	9/32" wide x 9/32" Tall
Length	96" Long

SQUARE EDGE STAIR TREAD &
SQUARE EDGE STAIR NOSE

Material	PVC
Dimensions	11-6/8" wide x 1/2" Tall
Length	52" Long



SLT MOLDING

Material	PVC
Dimensions	2" wide x 1/4" Tall
Length	94" Long



STAIRNOSE

Material	PVC
Dimensions	2" wide x 1" Tall
Length	94" Long



REDUCER

Material	PVC
Dimensions	1-3/8" wide x 1/2" Tall
Length	94" Long




T-MOLDING

Material	PVC
Dimensions	1-1/2" wide x 1/8" Tall
Length	94" Long



LOW PROFILE END CAP

Material	PVC
Dimensions	1" wide x 1/2" Tall
Length	94" Long



END CAP

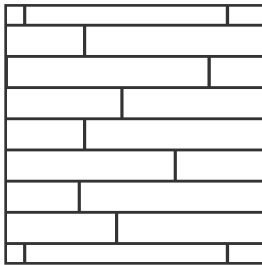
Material	PVC
Dimensions	1-3/8" wide x 1/2" Tall
Length	94" Long

CREATE INSPIRING SPACES.

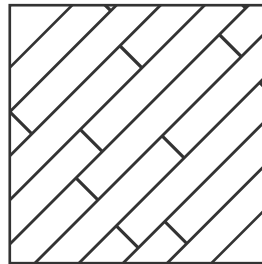
Add personality and style by combining different colors or mix installation pattern types.



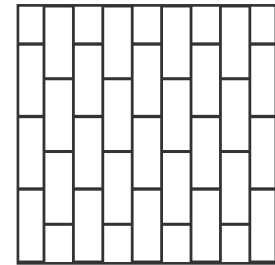
GlueDown flooring can be installed in many different variations and combinations. When designing your project, add personality and style by combining different colors or mix installation pattern types.




Random Pattern




45° Random




Subway Pattern



Single Herringbone



Square Herringbone



Double Herringbone



GREAT FLOORS NEED GREAT ADHESIVE.

Antimicrobial technology, Plasticizer migration resistance, Color ready technology in every bucket.



Urban-3020

Coverage: 150-350 Sqft /gal

Available in 1 & 4 Gal

Shelf life 2 years

Hard-Set, Transitional Pressure Sensitive Adhesive.

- Aggressive tack, fast grab
- High moisture tolerance
- Permanent, waterproof bond
- Ideal for heavy rolling loads
- Immediate access for light traffic
- Installs multiple floor types
- Low VOC, Extremely low odor



Flash time
30-60 MIN



Working time
3 HRS



Cure time
12 HRS



Heavy Traffic
24 HRS



Rolling Loads
48 HRS

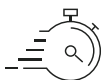
RH 99%

PH 5-12

MVER 12lbs

Firm-Set, Modified Transitional Pressure Sensitive Adhesive.

- Aggressive tack, fast grab
- High moisture tolerance
- High-strength, water resistant bond
- Elastomeric bond
- Immediate access for light traffic
- Installs multiple floor types
- Low VOC, Extremely low odor



Flash time
30-60 MIN



Working time
12 HRS



Cure time
12 HRS



Heavy Traffic
24 HRS



Rolling Loads
48 HRS



Urban-3010

Coverage: 90-350 Sqft/gal

Available in 1 & 4 Gal

Shelf life 2 years

CREATE INSPIRING SPACES.

Why hard surface flooring?

Hard surface floors are easy to clean and maintain because they provide a one-dimensional surface that doesn't absorb odors, spills, dust, or soil. They also don't retain moisture, which can lead to microorganisms such as dust mites and mold.

What are you breathing?

Research by the RFCI shows that on average a person will spend 90% of their life indoors. Whether it be in your working environment, your home, or sitting in a movie theater, you will spend a majority of your time inside. When this is realized, you may want to know how healthy the air quality is, and rightly so. A recent study done by the Environmental Protection Agency (EPA) found that indoor air was deemed two to five times more harmful than outdoor air. This is due to many harmful pollutants including radon, mold, and carbon dioxide found indoors. Healthy air contributes to better learning in schools, improved productivity in offices, and more comfortable homes. Poor indoor air quality (IAQ) can be a factor in a variety of health problems, such as headaches, dizziness, and more serious long-term effects.



BUILD RESPONSIBLY.

Why FloorScore?

When it comes to indoor air quality, a primary concern is the emission level of specific volatile organic compounds (VOCs). FloorScore® IAQ Certification means that a flooring product is independently certified by SCS Global Services to comply with the volatile organic compound emissions criteria of the California Section 01350 Program. Hundreds of resilient flooring materials and their adhesives bear the FloorScore® seal. This seal tells you that the products have been independently certified by SCS to comply with the volatile organic compound emissions criteria of the California Section 01350 standard. Any product that has met these stringent standards is a product that will contribute to good IAQ.

FloorScore Requirements?

To earn the FloorScore® seal, a flooring product must satisfy the requirements of the SCS-EC-10.2-2007 Environmental Certification Program – Indoor Air Quality Performance.

Which Includes:

- Testing demonstrating compliance with emission concentrations for listed VOCs under California Section 01350
- Manufacturing facility on-site audits and yearly surveillance audits
- Annual product re-testing
- Product record keeping
- A documented quality control plan

