


V I S

TOCCO SIGNORILE . A NOBLE TOUCH

 ELM SURFACES

V I S

T O C C O S I G N O R I L E . A N O B L E T O U C H

Una contrapposizione voluta tra l'essenza più profonda del Brand, morbida ed accogliente, e la componente 'maschile', apparentemente opposta.

Un gioco di parole, curiosamente unite, che nella forma latina di 'forza', trovano l'unione: da una parte uno stile asciutto e minimale, dall'altro un'attenta ricerca, tipicamente femminile, delle nuance, dai timbri caldi ed avvolgenti. VIS rappresenta un attento studio sulle superfici e sui colori il cui plus sta nella capacità di richiamare su se stesso contemporaneamente l'essenza dell'intonaco, del cemento e al contempo la pura neutralità della tinta unita.

VIS, una proposta "premium" poiché incarna il massimo tecnologico ad oggi riconosciuto nell'ambito della produzione ceramica: un unico spessore sottile, il 6.5 mm, su tutti i formati che compongono la gamma, dalla lastra 120x278 fino al piccolo 30x60.

Una sola parola d'ordine: raffinatezza.

A deliberate contrast between the Brand's most profound, soft and welcoming essence and the apparently opposing 'masculine' component.

A curiously complicit play of words which, in their Latin form of 'strength', find union: on the one hand, a clean, minimalist style, on the other, an precise, typically feminine search for nuances with warm, enveloping tones. VIS is a careful study of surfaces and their colours whose bonus lies in the ability to simultaneously attract the essence of plaster and cement to itself and, at the same time, the pure neutrality of the solid colour.

VIS is a "premium" proposal as it encompasses the best technology currently available for tile production: a single slim thickness of 6.5 mm on all the formats in the range, from the 120x278 slab to the small 30x60.


In a word: sophistication.

V I S



VIS6 278PH RM - AE PAZ6 278 LP - YKSG6 2012B RM





V I S



VIS6 278PB RM - AE COL6 120 LPM

V I S



VIS6 278PB RM - AE VEN6 120 LPM - AE VEN6 278 LPM

V I S



VIS6 278AG RM - VIS6 12TP RM



VIS6 278AG RM - VIS6 278TP RM - VIS6 12TP RM

V I S



VIS6 120W RM - VIS6 12W RM



VIS6 120W RM - VIS6 12VM RM

V I S



VIS6 278A RM

VIS6 278A RM - VIS6 278MG RM



V I S



VIS6 120TP RM - VIS6 278A RM

V I S



VIS6 120TP RM - VIS6 278A RM

V I S



VIS6 12VM RM



V I S



VIS6 278MG RM - VIS6 120MG RM




VS6 90MG RM


V I S

COLOR BODY PORCELAIN TILE
GRESPORCELLANATOCOLORATO IN MASSA

CONFORME - ACCORDING TO
UNI EN 14411 - G Bla




120x278
48" x 110"



120x120
48" x 48"



90x90
36" x 36"




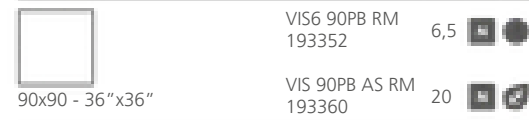
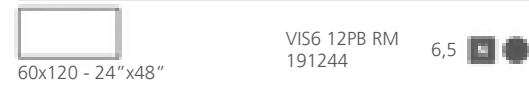

60x120
24" x 48"




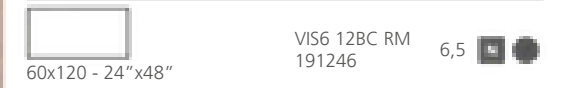
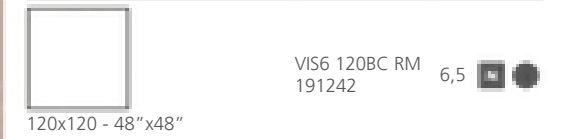
60x60
24" x 24"



















































30x60
12" x 24"



193751
MONOGRAM6 12
60x120 - 24"x48"
























PH	code	info
	VIS6 278PH RM 192011	6,5  
120x278 - 48"x110"		
	VIS6 120PH RM 191241	6,5  
120x120 - 48"x48"		
	VIS6 12PH RM 191245	6,5  
60x120 - 24"x48"		
	VIS6 90PH RM 193353	6,5  
90x90 - 36"x36"		
	VIS 90PH AS RM 193361	20  
90x90 - 36"x36"		
	VIS6 60PH RM 193330	6,5  
60x60 - 24"x24"		
	VIS6 36PH RM 193345	6,5  
30x60 - 12"x24"		
	MK.VIS6 30PH 193753	6,5  
30x30 - 12"x12"		
























BN	code	info
	VIS6 278BN RM 192013	6,5  
120x278 - 48"x110"		
	VIS6 120BN RM 191243	6,5  
120x120 - 48"x48"		
	VIS6 12BN RM 191247	6,5  
60x120 - 24"x48"		
	VIS6 90BN RM 193355	6,5  
90x90 - 36"x36"		
	VIS 90BN AS RM 193363	20  
90x90 - 36"x36"		
	VIS6 60BN RM 193332	6,5  
60x60 - 24"x24"		
	VIS6 36BN RM 193347	6,5  
30x60 - 12"x24"		
	MK.VIS6 30BN 193755	6,5  
30x30 - 12"x12"		



























VIS






VM	code	info
	VIS6 278VM RM 188433	6,5  
120x278 - 48"x110"		
	VIS6 120VM RM 174391	6,5  
120x120 - 48"x48"		
	VIS6 12VM RM 174401	6,5  
60x120 - 24"x48"		
	VIS6 90VM RM 174508	6,5  
90x90 - 36"x36"		
	VIS6 60VM RM 174419	6,5  
60x60 - 24"x24"		
	VIS6 36VM RM 175107	6,5  
30x60 - 12"x24"		
	MK.VIS6 30VM 175059	6,5  
30x30 - 12"x12"		

VIS






















TP	code	info
	VIS6 278TP RM 188432	6,5  
120x278 - 48"x110"		
	VIS6 120TP RM 174496	6,5  
120x120 - 48"x48"		
	VIS6 12TP RM 174497	6,5  
60x120 - 24"x48"		
	VIS6 90TP RM 174513	6,5  
90x90 - 36"x36"	VIS 90TP AS RM 175997	20  
	VIS6 60TP RM 174498	6,5  
60x60 - 24"x24"		
	VIS6 36TP RM 175112	6,5  
30x60 - 12"x24"		
	MK.VIS6 30TP 175064	6,5  
30x30 - 12"x12"		














A	code	info
	VIS6 278A RM 188429	6,5  
120x278 - 48"x110"		
	VIS6 120A RM 174392	6,5  
120x120 - 48"x48"		
	VIS6 12A RM 174410	6,5  
60x120 - 24"x48"		
	VIS6 90A RM 174509	6,5  
	VIS 90A AS RM 175995	20  
90x90 - 36"x36"		
	VIS6 60A RM 174423	6,5  
60x60 - 24"x24"		
	VIS6 36A RM 175108	6,5  
30x60 - 12"x24"		
	MK.VIS6 30A 175060	6,5  
30x30 - 12"x12"		

W	code	info
	VIS6 278W RM 188434	6,5  
120x278 - 48"x110"		
	VIS6 120W RM 174393	6,5  
120x120 - 48"x48"		
	VIS6 12W RM 174411	6,5  
60x120 - 24"x48"		
	VIS6 90W RM 174510	6,5  
	VIS 90W AS RM 175994	20  
90x90 - 36"x36"		
	VIS6 60W RM 174424	6,5  
60x60 - 24"x24"		
	VIS6 36W RM 175109	6,5  
30x60 - 12"x24"		
	MK.VIS6 30W 175061	6,5  
30x30 - 12"x12"		




AG	code	info
	VIS6 278AG RM 188430	6,5  
120x278 - 48"x110"		
	VIS6 120AG RM 174394	6,5  
120x120 - 48"x48"		
	VIS6 12AG RM 174412	6,5  
60x120 - 24"x48"		
	VIS6 90AG RM 174511	6,5  
90x90 - 36"x36"		
	VIS6 60AG RM 174425	6,5  
60x60 - 24"x24"		
	VIS6 36AG RM 175110	6,5  
30x60 - 12"x24"		
	MK.VIS6 30AG 175062	6,5  
30x30 - 12"x12"		



MG	code	info
	VIS6 278MG RM 188431	6,5  
120x278 - 48"x110"		
	VIS6 120MG RM 174395	6,5  
120x120 - 48"x48"		
	VIS6 12MG RM 174413	6,5  
60x120 - 24"x48"		
	VIS6 90MG RM 174512	6,5  
90x90 - 36"x36"		
	VIS6 60MG RM 174426	6,5  
60x60 - 24"x24"		
	VIS6 36MG RM 175111	6,5  
30x60 - 12"x24"		
	MK.VIS6 30MG 175063	6,5  
30x30 - 12"x12"		



COLOR BODY PORCELAIN TILE - GRES PORCELLANATO COLORATO IN MASSA
CONFORME - ACCORDING TO
UNI EN 14411 - G Bla



PB MG AG W A

6x60 2.4"x24"				VIS6 BT60PB 193743	VIS6 BT60MG 175081	VIS6 BT60AG 175080	VIS6 BT60W 175079	VIS6 BT60A 175078
6x90 2.4"x36"				VIS6 BT90PB 193739	VIS6 BT90MG 175075	VIS6 BT90AG 175074	VIS6 BT90W 175073	VIS6 BT90A 175072
6x120 2.4"x48"				VIS6 BT120PB 193735	VIS6 BT120MG 175051	VIS6 BT120AG 175050	VIS6 BT120W 175049	VIS6 BT120A 175048
120x32,5 48"x12.8"				VIS6 G120PB 193747	VIS6 G120MG 175069	VIS6 G120AG 175068	VIS6 G120W 175067	VIS6 G120A 175066

COLOR BODY PORCELAIN TILE - GRES PORCELLANATO COLORATO IN MASSA
CONFORME - ACCORDING TO
UNI EN 14411 - G Bla



BN BC PH TP VM

6x60 2.4"x24"				VIS6 BT60BN 193746	VIS6 BT60BC 193745	VIS6 BT60PH 193744	VIS6 BT60TP 175082	VIS6 BT60VM 175077
6x90 2.4"x36"				VIS6 BT90BN 193742	VIS6 BT90BC 193741	VIS6 BT90PH 193740	VIS6 BT90TP 175076	VIS6 BT90VM 175071
6x120 2.4"x48"				VIS6 BT120BN 193738	VIS6 BT120BC 193737	VIS6 BT120PH 193736	VIS6 BT120TP 175052	VIS6 BT120VM 175047
120x32,5 48"x12.8"				VIS6 G120BN 193750	VIS6 G120BC 193749	VIS6 G120PH 193748	VIS6 G120TP 175070	VIS6 G120VM 175065

STUCCHI - GROUT



PB MG AG W A BN BC PH TP VM

MAPEI	174	113	110	103	130	132	133	135	134	115
KERAKOLL	10	69	6	4	79	109	110	152	157	50

IMBALLI - PACKING

FORMATO NOMINALE NOMINAL SIZE	SPESSORE THICKNESS	SCATOLA BOX			PALLET			
		PZ/PCS	MQ/SM	KG	BOX/BOXES	MQ/SM	KG	
120x278 - 48"x110"	rectified	6,5	1	3,336	54,53	20	66,72	1110,60
120x120 - 48"x48"	rectified	6,5	2	2,88	45,06	30	86,40	1372,00
90x90 - 36"x36"	rectified	6,5	3	2,43	36,52	22	53,46	823,36
60x120 - 24"x48"	rectified	6,5	4	2,88	45,20	16	46,08	743,2
60x60 - 24"x24"	rectified	6,5	5	1,8	27,25	32	57,60	892,26
30x60 - 12"x24"	rectified	6,5	9	1,62	24,21	40	64,80	988,66
30x30 MOSAICO 12"x12"	rectified	6,5	6	0,54	7	72	38,88	520

CARATTERISTICHE TECNICHE SPECIFICHE - TECHNICAL FEATURES SPECIFICATION

	DIN EN 16165 Annex B (DIN 51130) (R)	DIN EN 16165 Annex A (DIN 51097) (A+B+C)	B.C.R. DM 14/6/89 N. 236	PENDULUM TEST BS (INGLESE)	PENDULUM TEST AS/NZS 4856:2004 (AUSTRALIANO)	PENDULUM TEST UNE ENV 12633:2003 (SPAGNOLO)	BOT 3000 (DCOF)
			>0,4	>0,4			average value >0,42
VIS	R10	A+B		>36	P3	1	



VIS 90W AS RM - VIS 5B90WAS

VIS 20MM



PB

MG

W

A



BN

BC

PH


TP



90x90
36"x36"

	VIS 90PB AS RM - 193360		VIS 90BN AS RM - 193363
	VIS 90MG AS RM - 175996		VIS 90BC AS RM - 193362
	VIS 90W AS RM - 175994		VIS 90PH AS RM - 193361
	VIS 90A AS RM - 175995		VIS 90TP AS RM - 175997


COLOR BODY PORCELAIN TILE - GRES PORCELLANATO COLORATO IN MASSA
CONFORME - ACCORDING TO
UNI EN 14411 - G Bla



PB	MG	W	A
VIS SB90PB AS 193756	VIS SB90MG AS 176716	VIS SB90W AS 176718	VIS SB90A AS 176715

90x90
36"x36"

SQUARE BORDER* costa lucida
SQUARE BORDER* polished edge



BN	BC	PH	TP
VIS SB90BN AS 193759	VIS SB90BC AS 193758	VIS SB90PH AS 193757	VIS SB90TP AS 176717

90x90
36"x36"

SQUARE BORDER* costa lucida
SQUARE BORDER* polished edge

* Angolari disponibili a richiesta. / Angle bracket available on request.

IMBALLI - PACKING










FORMATO NOMINALE NOMINAL FORMAT	BORDO EDGE	SPESSORE THICKNESS	SCATOLA BOX			PALLET		
			PZ/ PCS	MQ/SM	KG	BOX/ BOXES	MQ/SM	KG
90x90 - 36"x36"	rectified	20	1	0,81	36,10	30	24,30	1103,00

CARATTERISTICHE TECNICHE SPECIFICHE - TECHNICAL FEATURES SPECIFICATION

FORMATO FORMAT	BORDO EDGE	SPESSORE THICKNESS	B.C.R. DIM 14/6/89 N. 236		PENDULUM TEST BS (INGLESE)	PENDULUM TEST AS/NZS 4856:2004 (AUSTRALIANO)	PENDULUM TEST UNE ENV 12633:2003 (SPAGNOLO)	BOT 3000 (DCOF)
			c.a.	g.b.				
VIS AS	R11	B+C	>0,4	>0,4	>36	P4	3	>0,42

CARATTERISTICHE TECNICHE SPECIFICHE GRES PORCELLANATO

TECHNICAL FEATURES SPECIFICATIONS

CARATTERISTICA Specification	METODO DI PROVA Test methods	REQUISITI PREVISTI DALLA NORMA Requirements in accordance to the standards	VALORE MEDIO IMOLA IMOLA average value
 DIMENSIONI E ASPETTO DIMENSIONS AND APPEARANCE	ISO 10545-2	PROSPETTO G.1 PROSPECT G.1	CONFORME COMPLIANT
 ASSORBIMENTO D'ACQUA WATER ABSORPTION	ISO 10545-3	≤0,5%	<0,1%
 RESISTENZA A FLESSIONE FLEXURAL RESISTANCE		min. 35 N/mm ²	>45 N/mm ²
SFORZO DI ROTTURA MODULUS OF RUPTURE	ISO 10545-4	SPESSORE / THICKNESS ≥ 7,5 mm: min. 1300 N	6,5 mm 1800 N*
			SPESSORE* THICKNESS* 10 mm* 3000 N*
		SPESSORE / THICKNESS < 7,5 mm: min. 700 N	20 mm* 13000 N*
 RESISTENZA ALL'ABRASIONE PROFONDA DEEP ABRASION RESISTANCE	ISO 10545-6	≤175 mm ³	<140 mm ³
 COEFFICIENTE DILATAZIONE TERMICA LINEARE (α) LINEAR EXPANSION THERMIC COEFFICIENT	ISO 10545-8	METODO DISPONIBILE AVAILABLE ON REQUEST	≤ 7x10 ⁻⁶ °C ⁻¹
 RESISTENZA AGLI SBALZI TERMICI RESISTANCE TO SUDDEN TEMPERATURE CHANGES	ISO 10545-9	METODO DISPONIBILE AVAILABLE ON REQUEST	RESISTE RESISTANT
 RESISTENZA AL GELO FROST RESISTANCE	ISO 10545-12	RICHIESTA ALWAYS TESTED	RESISTE RESISTANT
 PRODOTTI CHIMICI AD USO DOMESTICO ED ADDITIVI PER PISCINA HOUSEHOLD CHEMICALS AND SWIMMING POOL WATER CLEANSERS		min. B	min. B
ACIDI ED ALCALI A BASSA CONCENTRAZIONE ACIDS AND LOW CONCENTRATION ALKALIS	ISO 10545-13	DA LA, LB A LC FROM LA, LB TO LC / DE LA, LB A LC	DA LA, LB A LC FROM LA, LB TO LC / DE LA, LB A LC
ACIDI ED ALCALI AD ALTA CONCENTRAZIONE ACIDS AND HIGH CONCENTRATION ALKALIS		METODO DISPONIBILE AVAILABLE ON REQUEST	METODO DISPONIBILE AVAILABLE ON REQUEST
 RESISTENZA ALLE MACCHIE UGL STAIN RESISTANCE UGL	ISO 10545-14	METODO DISPONIBILE AVAILABLE ON REQUEST	METODO DISPONIBILE AVAILABLE ON REQUEST
RESISTENZA ALLE MACCHIE GL STAIN RESISTANCE GL		min. 3	min. 3

*VALORI RIFERITI AL FORMATO 60X60 / VALUES REFERRED TO 60X60 SIZE

