



PATHS

 ELM SURFACES



Blush 5,7x23cm matt wall


PATHS

TRADITIONAL CRAFTSMANSHIP AND MODERN QUALITY

With Paths, ELM Surfaces continues to set standards by offering tangible evidence of the timeless art of ceramics. Paths series represents the perfect blend of traditional craftsmanship and modern quality in porcelain stoneware. The vintage color palette seamlessly merges with the contemporary technology of porcelain stoneware, creating a product that fits perfectly into any modern architectural context. This fusion of traditional and modern elements makes Paths a versatile and timeless choice. Available in the 5.7x23 cm porcelain stoneware size, the matt surface of these tiles, with its tonal variation that emphasizes the authentic charm of the collection, making each piece unique, creates an effect that evokes the passage of time, ensuring a warm and welcoming atmosphere. Whether for residential or commercial spaces, Paths collection adapts easily, enriching environments with timeless elegance. Its ability to blend elements of the past with the contemporary demands of modern architecture makes it an ideal choice for those seeking a design that transcends current trends.

TRADIZIONE ARTIGIANALE E QUALITÀ MODERNA

Con Paths, ELM Surfaces continua a definire gli standard offrendo una prova tangibile dell'arte senza tempo della ceramica. La serie Paths rappresenta il perfetto connubio tra tradizione artigianale e qualità moderna del gres porcellanato. La palette di colori vintage si fonde perfettamente con la tecnologia contemporanea del gres porcellanato, creando un prodotto che si inserisce perfettamente in qualsiasi contesto architettonico moderno. Questa fusione di elementi tradizionali e moderni rende Paths una scelta versatile e senza tempo. Disponibile nel formato 5,7x23 cm in gres porcellanato, la superficie opaca di queste piastrelle, con la sua variazione tonale che enfatizza il fascino autentico della collezione, rendendo ogni pezzo unico, crea un effetto che evoca il passare del tempo, garantendo un'atmosfera calda e accogliente. Che si tratti di spazi residenziali o commerciali, la collezione Paths si adatta facilmente, arricchendo gli ambienti con un'eleganza senza tempo. La sua capacità di fondere elementi del passato con le esigenze contemporanee dell'architettura moderna la rende una scelta ideale per chi cerca un design che trascende le tendenze attuali.



Paths

8

packaging

31

technical features

32



Paths

Porcelain stoneware,
walls & floors, 5,7x23cm.

Gres porcellanato,
rivestimento & pavimento, 5,7x23cm.

± 8mm


matt







White



Beige






Beige 5,7x23cm matt




Grey 5,7x23cm matt



Grey



Blush



Grey 5,7x23cm matt




Blush 5,7x23cm *matt* wall
Granito Peach 80x80 cm *matt* floor (Ceramica Magica)



Ocher



Terracotta



Terracotta 5,7x23cm *matt*



Ocher 5,7x23cm matt





Green 5,7x23cm matt wall
Grey 5,7x23cm matt floor



Green



Blue

Blue 5,7x23cm matt





Paths

SUMMARY | SERIE

PACKAGING | IMBALLI

5,7x23cm 2"x9" walls and floors | *pavimenti e rivestimenti*

± 8mm matt




White




Beige




Grey




Blush




Ocher




Terracotta



Green



Blue

	BOX SCATOLA			PALLET		
	PCS PZ	SQ.MT. MQ	KG	BOXES SCATOLE	SQ.MT. MQ	KG
 5,7x23cm matt 2"x9"	38	0,50	8,80	95	47,50	856

TECHNICAL FEATURES | CARATTERISTICHE TECNICHE











TECHNICAL FEATURES GLAZED PORCELAIN STONEWARE

CONFORMING TO EUROPEAN STANDARDS EN 14411 ISO 13006 APP. G (GROUP BIA GL EB ≤ 0,5%)

CARATTERISTICHE TECNICHE GRÈS PORCELLANATO SMALTATO Conformi a Norme Europee EN 14411 ISO 13006 App. G (Gruppo BIA GL con Eb ≤ 0,5%)

TECHNISCHE EIGENSCHAFTEN GLASIERTES FEINSTEINZEUG Gemäß den Europäischen Normen EN 14411 ISO 13006 App. G (Gruppe BIA GL Eb ≤ 0,5%)

CARACTÉRISTIQUES TECHNIQUES GRÈS CÉRAME EMAILLÉ Conformes aux Normes Européennes EN 14411 ISO 13006 App. G (Groupe BIA GL Eb ≤ 0,5%)

TECHNICAL FEATURES CARATTERISTICHE TECNICHE TECHNISCHE DATEN CARACTÉRISTIQUES TECHNIQUES	TESTING METHOD METODO DI PROVA PRÜFVERFAHREN NORME D'ESSAIS	REFERENCE STANDARD RIFERIMENTO NORMA STANDARDWERT RÉFÉRENCE NORME	TEST RESULTS VALORE PRODOTTO PRODUKT WERTE RÉSULTATS DE L'ESSAI	
			7cm≤N<15cm	N ≥ 15 cm
 Sizes Dimensioni Abmessungen Dimensions	EN ISO 10545-2	• Length and width - Lunghezza e larghezza Länge und Breite - Longueur et largeur	±0,9mm	±0,6% ±2,0mm
		• Thickness - Spessore - Stärke - Épaisseur	±0,5mm	±5,0% ±0,5mm
		• Linearity - Rettilineità spigoli - Kanten geradheit - Rectitude des arêtes	±0,75mm	±0,5% ±1,5mm
		• Wedging - Ortogonalità - Rechtwinkligkeit Orthogonalité	±0,75mm	±0,5% ±2,0mm
		• Warpage - Planarità - Ebeflächigkeit Planéité	±0,75mm	±0,5% ±2,0mm
		• Appearance: percentage of acceptable tiles, per lot - Aspetto: percentuale di piastrelle accettabili nel lotto - Oberflächenbeschaffenheit: Prozentsatz der Fliesen, die den geforderten Eigenschaften entsprechen - Aspect: pourcentage de carreaux acceptables sur la fourniture totale	95%min.	
 Water absorption Assorbimento acqua Wasseraufnahme Absorption d'eau	EN ISO 10545-3	Eb < 0,5%	Compliant Conforme Erfüllt Conforme	
 Modulus of rupture Resistenza alla flessione Biegefestigkeit Résistance à la flexion	EN ISO 10545-4	Min. 35N/mm ²	Compliant Conforme Erfüllt Conforme	
 Abrasion resistance Resistenza all'abrasione Abriebbeständigkeit Résistance à l'abrasion	EN ISO 10545-7	CLASSI 0-5	From 4 to 5 Da 4 a 5 Von 4 bis 5 De 4 jusqu'à 5	
 Thermal expansion coefficient Coefficiente di dilatazione termica lineare Wärmeausdehnung Coefficient de dilatation thermique linéaire	EN ISO 10545-8	Declared value Valore dichiarato Angegebener Wert Valeur déclaré	≤9MK-1	
 Thermal shock resistance Resistenza agli sbalzi termici Temperaturwechselbeständigkeit Résistance aux écarts de température	EN ISO 10545-9	Pass according to ISO 10545-1 Test superato in accordo con ISO 10545-1 Test überstanden nach ISO 10545-1 Pv en accord avec norme en 10545-1	Resistant Resistente Widerstandsfähig Résistant	
 Glaze crazing resistance Determinazione della resistenza al cavillo Glasurearrißbeständigkeit Résistance aux taches	EN ISO 10545-11	Required Richiesta Gefordert Requise	Resistant Resistente Widerstandsfähig Résistant	
 Frost resistance Resistenza al gelo Frostbeständigkeit Résistance au gel	EN ISO 10545-12	Pass according to ISO 10545-1 Test superato in accordo con ISO 10545-1 Test überstanden nach ISO 10545-1 Pv en accord avec norme en 10545-1	Resistant Resistente Widerstandsfähig Résistant	
 Resistance to low concentrations of acids and alkali Resistenza a basse concentra- zioni di acidi e alcali Beständigkeit gegen schwach konzentrierten Säuren und Laugen Résistance à des basses concentrations d'acides et bases	EN ISO 10545-13	Declared value Valore dichiarato Angegebener Wert Valeur déclaré	From GLA to GLB Da GLA a GLB Von GLA bis GLB De GLA jusqu'à GLB	
		Declared value Valore dichiarato Angegebener Wert Valeur déclaré	From GHA to GHB Da GHA a GHB Von GHA bis GHB De GHA jusqu'à GHB	
		GB min.	GA	
 Stain resistance of glazed porcelain Resistenza alle macchie di piastrelle smaltate Fleckenbeständigkeit von glasierten Fliesen Résistance aux taches des carreaux émaillés	EN ISO 10545-14	Class 3 min Classe 3 min Gruppe 3 min. Classe 3 min	CLASS 5	



V3 HIGH



<https://www.elmsurfaces.com/>