


W O N D E R

 ELM SURFACES

W O N D E R

Pattern, decorazione, design; tutto questo è Wonder, la collezione che re-inventa con originalità l'universo degli effetti marmo. Diversi stili e ispirazioni per superfici a effetto tridimensionale, belle da ammirare e da toccare.

Patterns, decorations and design are the hallmarks of Wonder, the collection that reinvents the world of marble-effect tiles with astonishing originality. A variety of styles and inspirations are available to create surfaces with three-dimensional effects that stand out for their visual and tactile appeal.



WONDER

GRES PORCELLANATO
PORCELAIN TILES

120x280 Lux 3D

6 mm

GRES PORCELLANATO
PORCELAIN TILES

60x120 Lux 3D

8,5 mm

SURFACES AND TECHNICAL INNOVATION

3D tech

La tecnologia 3D Tech consente di applicare differenti materie ceramiche, anche a spessore, in perfetta corrispondenza con la grafica sottostante. Questo rivoluzionario processo produttivo è in grado quindi di creare sia superfici ANTIQUE 3D, dall'aspetto vissuto, che finiture LUX 3D, perfettamente planari ma con dettagli in bassorilievo.

The 3D Tech technology allows thick layers of various ceramic materials to be applied in perfect alignment with the underlying graphic designs. This revolutionary production process is able to create both ANTIQUE 3D surfaces, with a worn look, and LUX 3D finishes, perfectly flat with low-relief details.



WONDER

GRES PORCELLANATO
PORCELAIN TILES

120x280 Lux 3D
6 mm


BALI




TAHITI



VOLUMES



ARCHES



STRIPES




STICKS



wall: Wonder BALI LUX 3D 120x280 / floor: SENSI 900 STONE GREY ANT. 3D 120x120

WONDER

120x280 - BALI



wall and washbasin: SENSI NUANCE SEA GREEN LUX 3D 120x280 - Wonder BALI LUX 3D 120x280 floor:
SENSI 900 CARRARA NAT. 60x120

WONDER

120x280 - TAHITI



wall: Wonder TAHITI LUX 3D 120x280 - SENSI NUANCE DEEP RIVER LUX 3D 120x280 / floor: POETRY WOOD GOLD NAT. 60x120



wall: Wonder TAHITI LUX 3D 120x280 / floor: POETRY STONE PIASE ASH NAT. 60x120



wall: Wonder VOLUMES LUX 3D 120x280 / floor: SENSI NUANCE SEA GREEN NAT. 120x120

WONDER

120x280 - VOLUMES



wall: Wonder VOLUMES LUX 3D 120x280 / floor: POETRY WOOD OAK NAT. 20x120

WONDER

120x280 - ARCHES



wall: Wonder ARCHES LUX 3D 120x280 / floor: SENSI NUANCE SEA GREEN NAT. 60x120



wall: SENSI NUANCE WHITE MACAUBAS LUX 3D 120x280 - Wonder ARCHES LUX 3D 120x280 floor:
SENSI NUANCE WHITE MACAUBAS LUX 3D 60x120



wall: Wonder STRIPES LUX 3D 120x280 - SENSI 900 CARRARA SOFT 120x280/ floor: SENSI 900 CARRARA NAT. 60x120

WONDER

120x280 - STRIPES



wall: Wonder STRIPES LUX 3D 120x280 / floor: SENSI 900 PRECIOUS BLACK NAT. 60x120

WONDER

120x280 - STICKS



wall: Wonder STICKS LUX 3D 120x280 - INTERNO 9 RUST NAT. 120x280 floor: Wonder STICKS LUX 3D 120x280




wall: Wonder STICKS LUX 3D 120x280 / floor: GHOST GREY NAT. 60x120 / top: Elm SurfacesSTONE CARRARA LUX 12mm

WONDER

GRES PORCELLANATO
PORCELAIN TILES

60x120 Lux 3D
8,5 mm


ABACUS




TIPS



FLOWER




SPIDER



ZIGZAG




CIRCULAR



BALI



TAHITI



floor: Wonder ABACUS LUX 3D 60x120

WONDER


60x120 - ABACUS



wall: Wonder ABACUS LUX 3D 60x120 - SENSI NUANCE WHITE MACAUBAS LUX 3D 60x120 floor: POETRY WOOD GOLD 20x120



backsplash: Wonder ABACUS LUX 3D 60x120 / kitchen top and table: Elm SurfacesSTONE HONEY WOOD NAT. 20mm floor: SENSI NUANCE SEA GREEN LUX 3D 60x120



wall: SENSI NUANCE DEEP RIVER A+B LUX 3D 120x280 - INTERNO 9 RUST NAT. 120x280
 floor: POETRY WOOD OAK NAT. 20x120 - Wonder TIPS LUX 3D 60x120

WONDER

60x120 TIPS



wall: Wonder TIPS LUX 3D 60x120 - SENSI 900 CARRARA ANT. 3D 60x120 floor:
 SENSI 900 CARRARA ANT. 3D 60x120

WONDER

60x120 - FLOWER



wall: Wonder FLOWER LUX 3D 60x120



wall: Wonder FLOWER LUX 3D 60x120 - POETRY COLORS SMOKE 7,5x15 floor: POETRY WOOD GOLD NAT. 20x120

WONDER

60x120 SPIDER



wall: Wonder SPIDER LUX 3D 60x120 / floor: POETRY STONE PIASE MUD NAT. 60x120




wall: Wonder SPIDER LUX 3D 60x120 - INTERNO 9 RUST NAT. 60x120 / floor: BLEND CONCRETE IRON NAT. 60x120



wall: Wonder ZIGZAG LUX 3D 60x120 - SENSI 900 STONE GREY ANT. 3D 60x120 / floor: SENSI 900 STONE GREY NAT. 60x120

WONDER

60x120 ZIGZAG



WONDER

60x120 - CIRCULAR



wall: Wonder CIRCULAR LUX 3D 60x120 - BLEND CONCRETE IVORY NAT. 60x120 / floor: BLEND CONCRETE GREY NAT. 60x120



WONDER

60x120 BALI



wall: Wonder BALI LUX 3D 60x120 - SENSI NUANCE WHITE MACAUBAS LUX 3D 60x120 / floor: POETRY WOOD GOLD NAT. 26,5x180



wall: Wonder TAHITI LUX 3D 60x120 - POETRY STONE TRANI BEIGE NAT. 60x120 floor:
POETRY STONE TRANI BEIGE NAT. 60x120

WONDER

60x120 TAHITI





wall: Wonder TAHITI LUX 3D 60x120 - WIDE&STYLE MINI SNOW 60x120 floor:
POETRY WOOD ECRU NAT. 20x120

WONDER

WONDER

120x280 Lux 3D

6 mm

GRES PORCELLANATO
PORCELAIN TILES

BALI



120x280
** BALI LUX 3D rett.
0014401

TAHITI




120x280
* TAHITI LUX 3D rett.
0015131

VOLUMES




120x280
** VOLUMES LUX 3D rett.
0014399

ARCHES



120x280
** ARCHES LUX 3D rett.
0014400

STRIPES



120x280
** STRIPES LUX 3D rett.
0014402

STICKS



120x280
** STICKS LUX 3D rett.
0015130

*Ripresa grafica tra le diverse lastre contenuta entro una tolleranza di 3 cm.
Graphic clearance among the different slabs ranging within 3 cm.

**La grafica di questo articolo non prevede agganci.
The graphics of this article do not include hooks.

WONDER

60x120 Lux 3D
8,5 mm


GRES PORCELLANATO
PORCELAIN TILES

ABACUS




60x120
* ABACUS LUX 3D rett. 0014406

TIPS



60x120
* TIPS LUX 3D rett. 0014405

FLOWER



60x120
* FLOWER LUX 3D rett. 0014408

CIRCULAR



60x120
* CIRCULAR LUX 3D rett. 0014409

SPIDER



60x120
* SPIDER LUX 3D rett. 0014407

ZIGZAG



60x120
* ZIGZAG LUX 3D rett. 0014411

BALI



60x120
* BALI LUX 3D rett. 0014875

TAHITI



60x120
* TAHITI LUX 3D rett. 0015134



Articoli con ripresa grafica tra le diverse lastre contenuta entro una tolleranza massima di 3 mm.
Items with a graphic clearance among the different slabs ranging within 3 mm.

Le lastre dell'articolo "Wonder" sono adatte per la posa a pavimento in ambito residenziale. Fuga consigliata 1 mm (Mapei 112 - Kerakoll O6).
"Wonder" porcelain slabs are suitable for floor use in residential areas.
1 mm suggested joint (Mapei 112 - Kerakoll O6).

* Articolo composto da pattern grafici diversi e miscelati in modo casuale in fase di incastolamento. Non si garantisce la presenza costante di tutti i soggetti all'interno delle confezioni.
This article comes in several different versions that are mixed randomly at the time of packaging. There is therefore no guarantee that all patterns will be present in any individual box.

WONDER

CARATTERISTICHE TECNICHE TECHNICAL FEATURES

GRES PORCELLANATO - PORCELAIN TILES

CLASSIFICAZIONE SECONDO NORME UNI EN 14411 (ISO 13006) ALLEGATO G-Gruppo B1a GL
CLASSIFICATION IN ACCORDANCE WITH UNI EN 14411 (ISO 13006) ANNEX G-Group B1a GL

PROPRIETÀ FISICO-CHIMICHE PHYSICAL-CHEMICAL PROPERTIES	NORMA NORM	VALORE PRESCRITTO DALLE NORME VALUE PRESCRIBED FROM THE NORMS	VALORE VALUE Wonder
LUNGHEZZA E LARGHEZZA DIMENSIONE MEDIA DI OGNI PIASTRELLA LENGTH AND WIDTH OF THE AVERAGE-SIZES TILE	UNI EN ISO 10545/2	± 0,6%	CONFORME ACCORDING TO
SPESSORE THICKNESS	UNI EN ISO 10545/2	± 5%	CONFORME ACCORDING TO
RETTILINEARITÀ SPIGOLI WARPAGES OF EDGES	UNI EN ISO 10545/2	± 0,5%	CONFORME ACCORDING TO
ORTOGONALITÀ WEDGING	UNI EN ISO 10545/2	± 0,6%	CONFORME ACCORDING TO
PLANARITÀ FLATNESS	UNI EN ISO 10545/2	± 0,5%	CONFORME ACCORDING TO
ASSORBIMENTO D'ACQUA WATER ABSORPTION	UNI EN ISO 10545/3	E ≤ 0,5%	CONFORME ACCORDING TO
RESISTENZA ALLA FLESSIONE BENDING STRENGTH	UNI EN ISO 10545/4	≥ 35 N/mm ²	CONFORME ACCORDING TO
FORZA DI ROTTURA BREAKING STRENGTH	UNI EN ISO 10545/4	≥ 1300 N	CONFORME ACCORDING TO
RESISTENZA ALL'ABRASIONE SUPERFICIALE PER PIASTRELLE SMALTATE ABRASION RESISTANCE FOR GLAZED TILES	UNI EN ISO 10545/7	DICHIARATO DALL'AZIENDA PRODUTTRICE DECLARED BY THE MANUFACTURING COMPANY	IN FUNZIONE DELLA DESTINAZIONE D'USO ACCORDING TO THE DESTINATION OF FINAL USE
RESISTENZA AGLI SBALZI TERMICI THERMAL SHOCK RESISTANCE	UNI EN ISO 10545/9	RICHIEST A REQUIRE	RESIST E RESIST
RESISTENZA AL GELO FROST RESISTANCE	UNI EN ISO 10545/12	RICHIEST A REQUIRE	INGELIVO FROST PROOF
RESISTENZA ALL'ATTACCO CHIMICO CHEMICAL RESISTANCE	UNI EN ISO 10545/13	D MIN GB	CONFORME ACCORDING TO
RESISTENZA ALLE MACCHIE RESISTANCE TO STAINING	UNI EN ISO 10545/14	GL: CLASSE 3 MIN	CONFORME ACCORDING TO

IMBALLI - PACKAGING

F.to nominale Nominal size	Finitura Finish	Spessore Thickness	F.to reale (mm) Work size (mm)	Imballo Packing	Pz/Scat.Mq/Scat.Kg/Scat. Pcs/BoxSqm/BoxKg/Box	Scat./Imb. Box/Packing	Pz TotaliMq totali Pcs TotalSqm total	Kg Imb. Kg Packing	Kg Totali Kg Total			
120x280 48"x112"	rett.	6	1194x2800	Cassa Crate	-	-	-	20	67,20	95	1.104	
				Cavalletto Rack pallet	-	-	-	36	121,00	120	1.935	
				Cavalletto container Container Rack pallet	-	-	-	36	121,00	140	1.955	
60x120 24"x48"	rett.	8,5	596x1194	pallet	2	1,44	28,80	30	60	43,20	20	884

L'unità minima di vendita per tutti gli articoli (fondi, decori e pezzi speciali) è la scatola completa.
The minimum sales quantity for all items (plain tiles, decorations and special trims) is one full box.

I dati relativi agli imballi sono aggiornati al momento della stampa del catalogo e pertanto possono subire variazioni nel corso del tempo.
Data referring to packaging have been update at time of printing; the actual data may be slightly different.

Le caratteristiche di superficie e le tonalità dei prodotti ceramici illustrati in questo catalogo sono da ritenersi puramente indicative.
Optical features and color shades of ceramic materials illustrated in this catalogue are to be regarded as mere indications.



W O N D E R



