

## WAVE

### Silicone Profile - Flexible

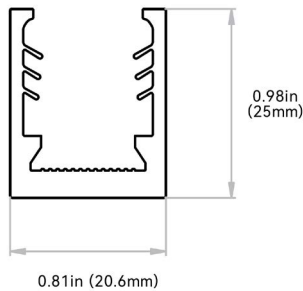
An all-in-one mounting profile designed to unleash your creativity. This profile not only provides flexibility in installation methods, but also overcomes bending limitations by offering both top and side bending in a single profile. Fully encapsulated in UL-certified silicone, it excels in UV, weather, and corrosion resistance, making it suitable for underwater, high and low temperature environments. Elegant and square in appearance, it is available in black or white standard colors, or bespoke colors to blend in with the background. Supported by innovative serrated silicone fins, its clamping strength is strong enough to secure any installation method. Please refer to install manual for proper installation practices.

NOTES: The minimum order is 164 ft (50 m) for standard black and white, and 3,280 ft (1,000 m) for custom colors, which also require development fees and additional lead time.

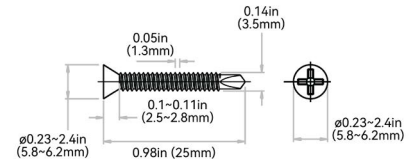
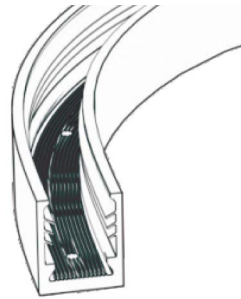
#### ORDER CODE

MOUNTING PROFILE TYPE	STANDARD LENGTH	PROFILE	COLOR
C1 = Silicone Flexible	F = 2.16in (55mm) B = 4.33in (110mm) C = 7.87in (200mm) 3 = 19.68in (500mm) 5 = 39.37in (1000mm)	F = Wave	2 = Black 3 = White 0 = Custom

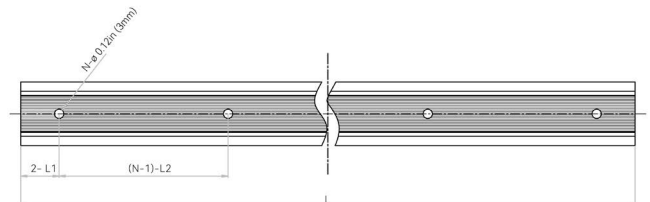
#### DIMENSIONS



Tolerance:  $\pm 0.01\text{in}$  (0.3mm)



NOTES: 1. 2-L1 refers to two of symmetric L1 in each piece of profile.  
2. (N-1)-L2 refers to (N minus one) of symmetric L2 in each piece of profile.  
"N" hereby stands for its corresponding "Hole Number" in the below table



ORDER CODE	LEGACY ORDER CODE: WHITE	LEGACY ORDER CODE: BLACK	STANDARD LENGTH	L1	L2	SLOTTED HOLE	HOLE #
C1-F-F-X	CH16FAN5C5SEW	CH16FAN5C5SEB	2.16in (55mm)	0.49in (12.5mm)	1.18in (30mm)	$\varnothing 0.12\text{in}$ (3mm)	2
C1-B-F-X	CH16FAN1C1SEW	CH16FAN1C1SEB	4.33in (110mm)	0.46in (11.6mm)	3.48in (88.4mm)	$\varnothing 0.12\text{in}$ (3mm)	2
C1-C-F-X	CH16FAN0M2SEW	CH16FAN0M2SEB	7.87in (200mm)	0.46in (11.6mm)	3.48in (88.4mm)	$\varnothing 0.12\text{in}$ (3mm)	3
C1-3-F-X	CH16FAN0M5SEW	CH16FAN0M5SEB	19.68in (500mm)	1.14in (29mm)	3.48in (88.4mm)	$\varnothing 0.12\text{in}$ (3mm)	6
C1-5-F-X	CH16FAN01MSEW	CH16FAN01MSEB	39.37in (1000mm)	0.54in (13.8mm)	3.48in (88.4mm)	$\varnothing 0.12\text{in}$ (3mm)	12