

## CONTOUR

### Aluminum Profile - Basic

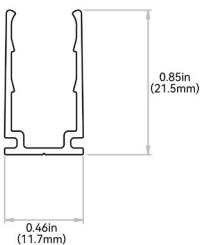
High-quality 6063 aluminum with thin-wall, lightweight design to fit the fixture tightly. It is deformation and rust resistance, and cost-effective. Please refer to general installation manual for proper installation practices.



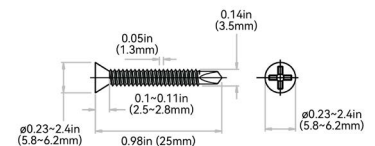
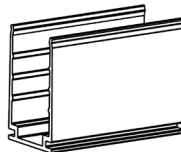
#### ORDER CODE

MOUNTING PROFILE TYPE	STANDARD LENGTH	PROFILE	COLOR
A1 = Aluminum Basic	2 = 1.38in (35mm) 3 = 19.68in (500mm) 5 = 39.37in (1000mm) 6 = 78.74in (2000mm)	B = Contour	1 = Standard

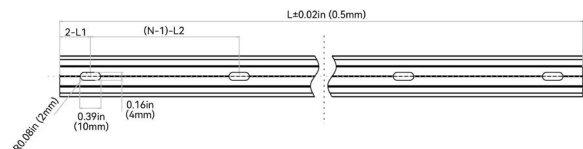
#### DIMENSIONS



Tolerance:  $\pm 0.01\text{in}$  (0.3mm)



NOTES: 1. 2-L1 refers to two of symmetric L1 in each piece of profile.  
2. (N-1)-L2 refers to (N minus one) of symmetric L2 in each piece of profile. "N" hereby stands for its corresponding "Hole Number" in the below table.



ORDER CODE	LEGACY CODE	STANDARD LENGTH	L1	L2	SLOTTED HOLE	HOLE #
A1-2-B-1	CL09RAL3C5SD	1.38in (35mm)	0.69in (17.5mm)	N/A	0.16*0.39in (4*10mm)	1
A1-3-B-1	CH09RAL0M5SD	19.68in (500mm)	1.97in (50mm)	7.87in (200mm)	0.16*0.39in (4*10mm)	3
A1-5-B-1	CH09RAL01MSD	39.37in (1000mm)	3.93in (100mm)	7.87in (200mm)	0.16*0.39in (4*10mm)	5
A1-6-B-1	CH09RAL02MSD	78.74in (2000mm)	3.93in (100mm)	7.87in (200mm)	0.16*0.39in (4*10mm)	10