

## CONTOUR

### Aluminum Profile - Recessed

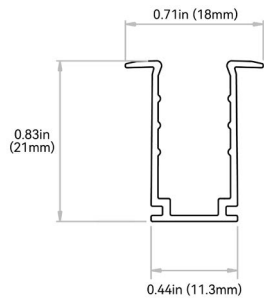
High-quality 6063 aluminum with thin-wall, light-weight design to fit the fixture tightly. Recommended on projects with lighting mounted recessed in a cavity so only the lens is shown. It is deformation and rust resistant, and cost-effective. Please refer to install manual for proper installation practices.



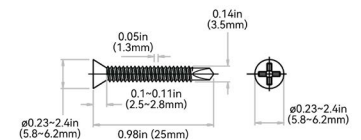
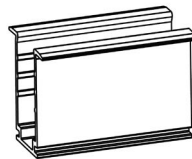
#### ORDER CODE

MOUNTING PROFILE TYPE	STANDARD LENGTH	PROFILE	COLOR
A2 = Aluminum Recessed	2 = 1.38in (35mm) 3 = 19.68in (500mm) 5 = 39.37in (1000mm) 6 = 78.74in (2000mm)	B = Contour	1 = Standard

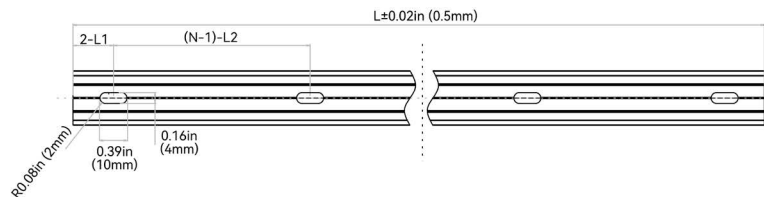
#### DIMENSIONS



Tolerance:  $\pm 0.01$ in (0.3mm)



NOTES: 1. 2-L1 refers to two of symmetric L1 in each piece of profile.  
 2. (N-1)-L2 refers to (N minus one) of symmetric L2 in each piece of profile.  
 "N" hereby stands for its corresponding "Hole Number" in the below table



ORDER CODE	LEGACY ORDER CODE	STANDARD LENGTH	L1	L2	SLOTTED HOLE	HOLE #
A2-2-B-1	CL09RRA3C5SD	1.38in (35mm)	0.69in (17.5mm)	N/A	0.16"0.39in (4"10mm)	1
A2-3-B-1	CH09RRA0M5SD	19.68in (500mm)	1.97in (50mm)	7.87in (200mm)	0.16"0.39in (4"10mm)	3
A2-5-B-1	CH09RRA01MSD	39.37in (1000mm)	3.93in (100mm)	7.87in (200mm)	0.16"0.39in (4"10mm)	5
A2-6-B-1	CH09RRA02MSD	78.74in (2000mm)	3.93in (100mm)	7.87in (200mm)	0.16"0.39in (4"10mm)	10