

## LIGHTSTRIP

### Snap

IP67, tool-less; good solution for protection from water ingress; larger connector & anti-wicking ferrule. Recommended for wet environments and on-site length adjustments. To seal the end of light and ensure the waterproof in case of any cutting or extension on site, Insulfit technology prevents the water or vapor ingress from the end of the light. DryWire technology applied on the cable eliminates the capillary phenomenon through wires, which secured the long-term reliability in any wading environments. DIY or custom factory assembly.



#### NOTES:

1. Connector Tolerance  $\pm 0.02$ in (0.5mm)
2. Cable diameter: Static, Tunable, RGB & SPI Silicone = 0.26in (6.5mm)
3. Do not apply force to the feed cable
4. Ensure Max. Cable Lengths are followed according to wire gage to avoid voltage drop

#### ORDER CODE

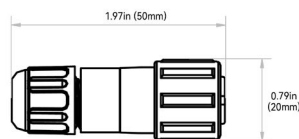
#### INPUT - 01

INPUT CONNECTOR TYPE	INPUT ORIENTATION + TYPE	INPUT CABLE LENGTH (LEAD WIRE)
----------------------	--------------------------	--------------------------------

#### OUTPUT - 02

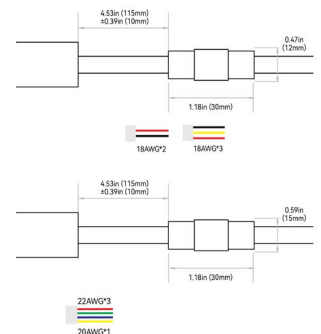
OUTPUT CONNECTOR TYPE	OUTPUT ORIENTATION + TYPE	OUTPUT CABLE LENGTH (LEAD WIRE)
7 = Snap	A = End Exit B = Bottom Exit C = Side Left Exit D = Side Right Exit E = End Jumper H = Power T-Feed I = End Cap	1 = 0.98ft (0.3m) 2 = 3.28ft (1m) 3 = 9.84ft (3m) 4 = 16ft (5m) 5 = 32.81ft (10m) 6 = 49.21ft (15m) 7 = 65.62ft (20m) 8 = N/A

#### SCREW LOCK CONNECTOR ACCESSORY - IP67



NOTE: The tolerance is  $\pm 0.08$ in (2mm).

#### ANTI-WICKING FERRULE:

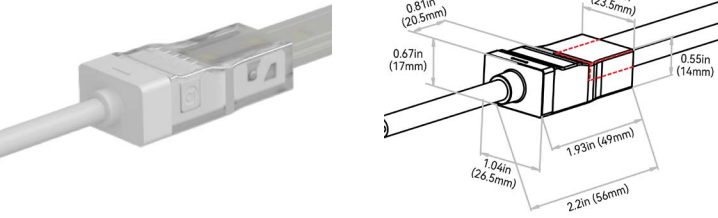


#### NOTES:

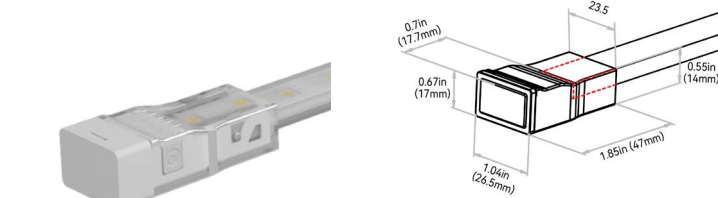
1. The anti-wicking ferrule is located at 4.53in (115mm) ( $\pm 0.39$ in [ $\pm 10$ mm] tolerance) from the connector on the cable. For protection against water ingress.
2. The removal of anti-wicking ferrule will void the warranty if any water ingress caused by it.

Snap

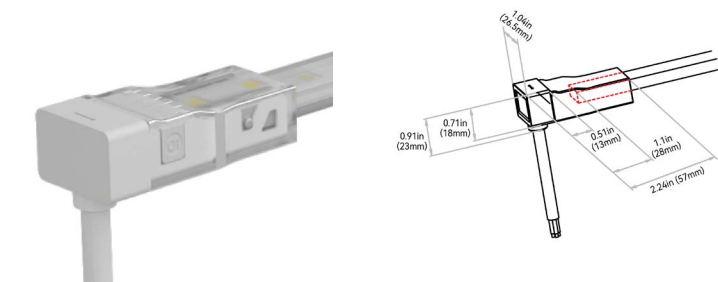
END CAP: 7-I-8



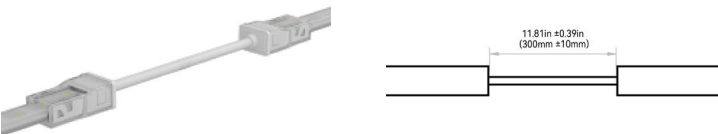
END CAP: 7-I-8



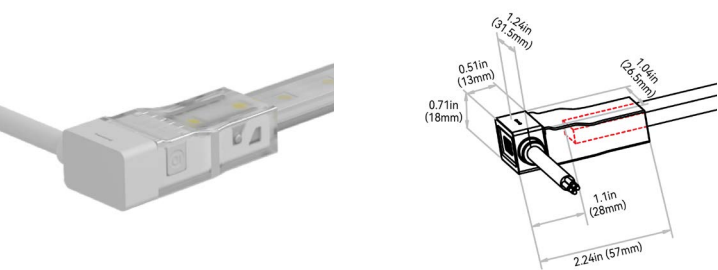
BOTTOM EXIT: 7-B-#



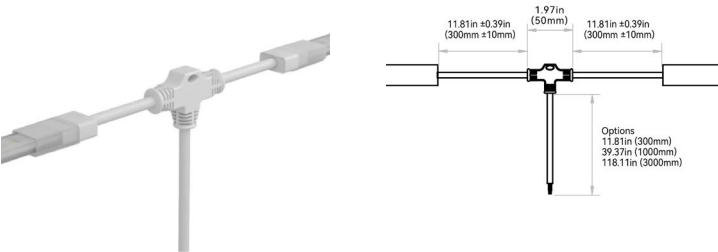
END JUMPER: 7-E-1



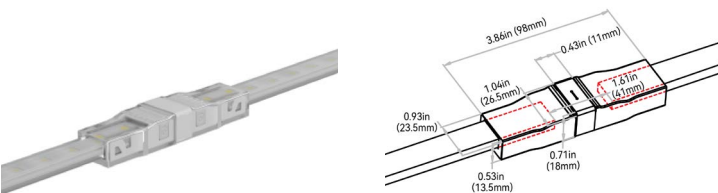
SIDE LEFT EXIT: 7-C-# + SIDE RIGHT EXIT 7-D-#



POWER T-FEED: 7-H-#



MIDDLE CONNECTOR : 7-Y-#



SIDE JUMPER: 7-G-#

