

## WAVE XL

### Aluminum Profile - Silicone Grip

High-quality 6063 aluminum with thin-wall, light-weight design. Includes a serrated silicone grip insert designed to hold fixture with additional force. Recommended on projects mounted upside down. It is deformation and rust resistant, and cost-effective. Please refer to install manual for proper installation practices.

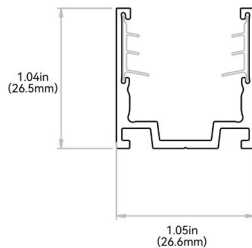


#### ORDER CODE

MOUNTING PROFILE TYPE	STANDARD LENGTH	PROFILE	COLOR	BEND
A4 = Aluminum Silicone Grip	1 = 0.79in (20mm) 3 = 19.68in (500mm) 5 = 39.37in (1000mm) 6 = 78.74in (2000mm)	G = Wave XL	1 = Standard	1 = Side 2 = Top

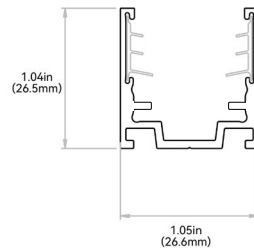
#### DIMENSIONS

##### SIDE BEND

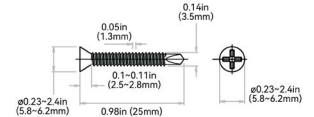
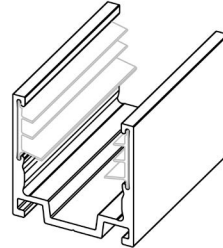


Tolerance:  $\pm 0.01$ in (0.3mm)

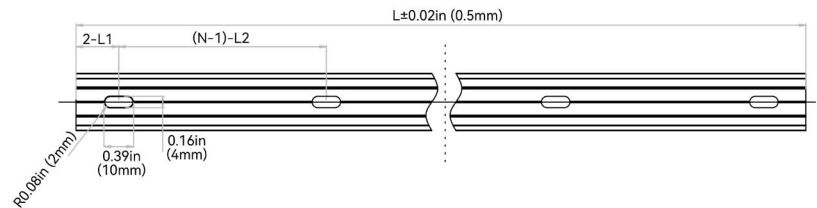
##### TOP BEND



Tolerance:  $\pm 0.01$ in (0.3mm)



NOTES: 1. 2-L1 refers to two of symmetric L1 in each piece of profile.  
2. (N-1)-L2 refers to (N minus one) of symmetric L2 in each piece of profile.  
"N" hereby stands for its corresponding "Hole Number" in the below table



ORDER CODE	LEGACY ORDER CODE SIDE	LEGACY ORDER CODE TOP	STANDARD LENGTH	L1	L2	SLOTTED HOLE	HOLE #
A4-1-G-1-#	CL221AL02CSE	CL220AL02CSE	0.79in (20mm)	0.39in (10mm)	N/A	0.16*0.39in (4*10mm)	1
A4-3-G-1-#	CH221AL0M5SE	CH220AL0M5SE	19.68in (500mm)	1.97in (50mm)	7.87in (200mm)	0.16*0.39in (4*10mm)	3
A4-5-G-1-#	CH221AL01MSE	CH220AL01MSE	39.37in (1000mm)	3.93in (100mm)	7.87in (200mm)	0.16*0.39in (4*10mm)	5
A4-6-G-1-#	CH221AL02MSE	CH220AL02MSE	78.74in (2000mm)	3.93in (100mm)	7.87in (200mm)	0.16*0.39in (4*10mm)	10