


ORBIT GX

Aluminum Profile - Flexible

It is an expanded design of the flexible aluminum profile, and caters for the continuously streamlined aesthetics of curve shape. The secondary precision cutting process, not only maintains the advantage of clamping force, but also enables the two-way side bending directions with super shape memory. Please refer to install manual for proper installation practices.



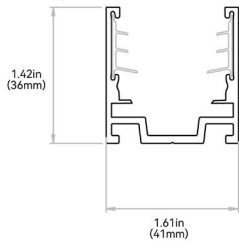
ORDER CODE

MOUNTING PROFILE TYPE	STANDARD LENGTH	PROFILE	COLOR	BENDING
A5 = Aluminum Flexible	5 = 39.37in (1000mm)	N = OrbitGX	1 = Standard	1 = Side 2 = Top

DIMENSIONS

SIDE BEND

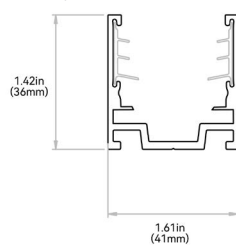
Minimum Bending Diameter:
47.24in (1200mm)



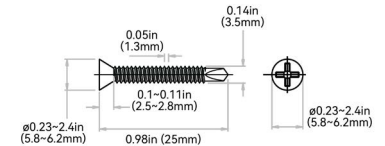
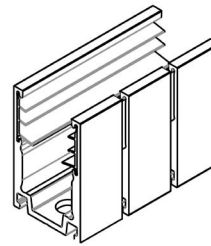
Tolerance: ± 0.01 in (0.3mm)

TOP BEND

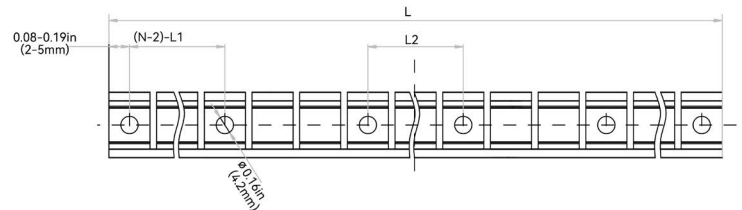
Minimum Bending Diameter:
78.74in (2000mm)



Tolerance: ± 0.01 in (0.3mm)



NOTES: 1. 2-L1 refers to two of symmetric L1 in each piece of profile.
2. (N-1)-L2 refers to (N minus one) of symmetric L2 in each piece of profile.
"N" hereby stands for its corresponding "Hole Number" in the below table



ORDER CODE	BENDING	STANDARD LENGTH	LEGACY ORDER CODES
A5-5-N-1-1	Side	39.37in (1000mm)	CH25FAL01MSESB
A5-5-N-1-2	Top	39.37in (1000mm)	CH25FAL01MSETB