

## SIDE MOUNTING BRACKET

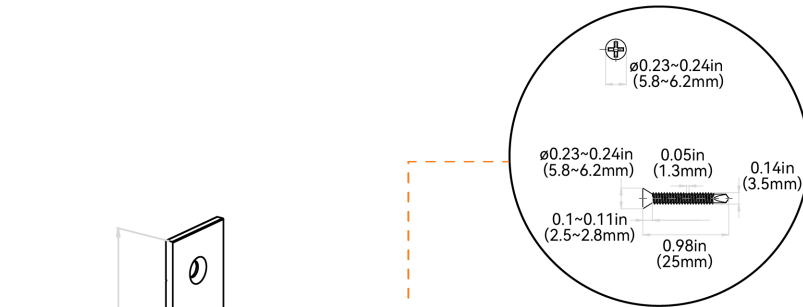
### Specifications & Installation Manual

The Side Mounting Bracket is a purpose-built accessory designed to complement all types of mounting profiles, offering a secure and streamlined solution for side-mounted fixture installations. Ideal for applications where overhead or direct surface mounting isn't feasible, this bracket enables clean, professional side-mounting with stability and precision. Whether used in architectural, retail, or specialty lighting setups, the Side Mounting Bracket ensures a reliable hold and a refined finish for versatile, space-conscious designs. Available for all profiles.

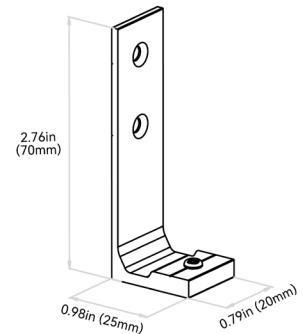
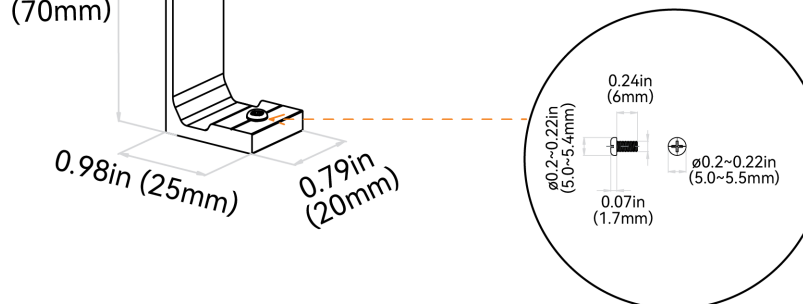


### SPECIFICATIONS

Screw: KA 3.5\*25 2PCS



Screw: PWM3\*6 1 PC

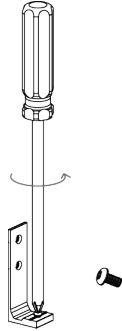


# SIDE MOUNTING BRACKET

## Installation Manual

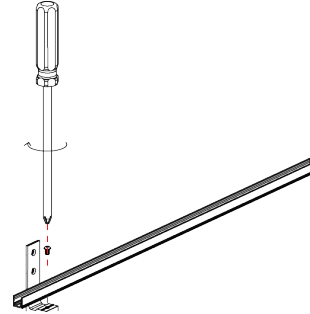
### STEP 1:

Remove the PM3\*6 screw of side mounting bracket.



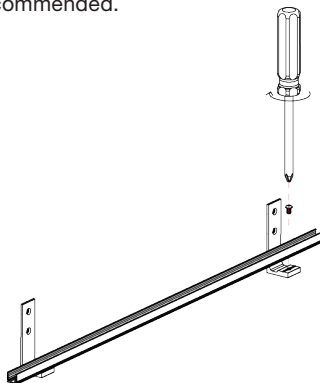
### STEP 2:

Fix side mounting bracket and mounting profile tightly by the screw.



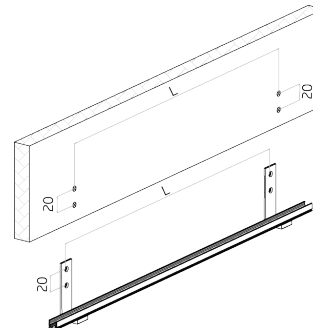
### STEP 3:

Repeat step 1 & step 2 for the remaining brackets and secure at least 2 locking points for each mounting profile, and the equal interval is more recommended.



### STEP 4:

Mark the pilot holes on mounting surface accordingly.



### STEP 5:

Fix the side mounting bracket by KA3.5\*25 screws.

