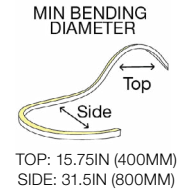
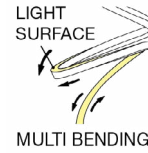
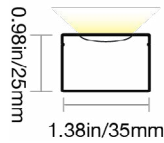


MULTIFLEX ORBIT GX: SILICONE - 24V

Indoor & Outdoor Rated Linear Flex Profile - RGB PWM



PROFILE CAPABILITIES



CERTIFICATIONS & FEATURES



TEMPERATURES

AMBIENT OPERATING TEMPERATURE:
-40°F to 131°F (-40°C to 55°C)

AMBIENT INSTALLATION TEMPERATURE:
≥ 40°F (-40°C)

FIXTURE STORAGE TEMPERATURE:
-40°F to 140°F (-40°C to 60°C)

MAX MOUNTING SURFACE TEMPERATURE:
185°F (85°C)

HUMIDITY (NON-CONDENSING):
0-95%

THERMAL MANAGEMENT:
Free Air Convection

FIXTURE ORDER CODE

E		A				B		
INPUT CONNECTORS	SERIES	MATERIAL	PROFILE	BENDING	JACKET/BASE + LENS COLOR	LED FUNCTION	LED COLOR	CHIP + CRI
See Page 5 to select input connector	M = Multiflex	1 = Silicone	N = OrbitGX	3 - Multi	W = White + Diffused B = Black + Diffused	3 = RGB PWM	S = RGB	9 = Pro LED Chip
C		D		E	F	G		
POWER	VOLTAGE + CIRCUIT TYPE	ORDER UNIT LENGTH*	PROFILE SPECIFIC	OUTPUT CONNECTOR	MOUNTING PROFILE	MOUNTING ACCESSORIES	POWER SUPPLIES & CONTROLS:	
N = 7.31w/ft (24w/m)	3V = 24V DC CV	J = 9.84in (250mm)	F = 20°/40° @RGB	See Page 5 to select output connector	See Page 7 to select mounting profile	See Page 9 to select accessory	By Others By GLLS	

Note: Maximum IP and IK ratings achievable with appropriate accessories, and cable diameter: Silicone RGB = 0.26in (6.5mm).

MULTIFLEX ORBIT GX: SILICONE - 24V

Indoor & Outdoor Rated Linear Flex Profile - RGB PWM



A

MECHANICAL

ASSEMBLY

Fixtures are carefully assembled using high-quality components to ensure durability and performance. Each unit is built to meet strict specifications, with attention to electrical safety, thermal management, and optical alignment.

OVERALL & CUTTING LENGTHS

Fixtures feature defined overall lengths and specific cutting increments for easy customization. Cutting must be done at marked points to maintain proper function and consistent light output.

JACKET COLOR

The white or black jackets, with diffused lens covers provide a clean, uniform appearance while softening light output for reduced glare. It enhances visual comfort and delivers smooth, even illumination ideal for architectural and display applications.

BENDING RADIUS

Do not bend smaller than allowed minimum bend diameter, or may cause damage to the light & void warranty.

OPERATION

LIGHT ENGINE

RGB Pulse Width Modulation (PWM) light engines use pulse deliver stable, flicker-free light at a fixed brightness. They offer consistent color and reliable performance for long-term applications.

ELECTRICAL

Designed to meet UL, CE, and RoHS standards, they feature overload, overvoltage, and short-circuit protection, along with low EMI and efficient thermal management for safe, reliable operation.

DIMMING

Dimming controls for 24V DC RGB PWM systems include 0-10V, RDM DMX, and DALI protocols. These options allow smooth, flicker-free dimming while maintaining consistent color and performance across fixtures.

GENERAL

WARRANTY

Limited 5-Year Warranty against defects in materials and manufacturing. Coverage applies to properly installed and maintained products. Damage from misuse or improper installation is not covered. GLLS may repair, replace, or issue credit for eligible claims.

LUMEN MAINTENANCE

GLLS static lighting fixtures are tested to IES LM-84 and projected with IES TM-28 to ensure consistent lumen maintenance. Fixtures are designed to retain at least 70% of their initial brightness (L70) over a 10-year lifespan when properly installed and operated.

CERTIFICATION

Tested to UL2108 Class 2 by Underwriters Laboratory for use in the USA and Canada. Exceeds ANSI C78.377A, CE, and RoHS standards. Must be used under Class 2 ratings to maintain certification.

UL Certificate #: E347880

Report Reference #: E347880-20130503

TESTING

OPTICAL TESTING

TEST	RESULTS
Spectrum Analysis	IES LM 79 (Lumen, CCT, CRI, XY, SDCM, Wavelength)
Photometric Distribution	IES LM 79
Lumen Maintenance & Lifetime	IES LM 84 & IES TM28

ENVIRONMENTAL TESTING

TEST	RESULTS
Salt Water Immersion	IEC60598-1, Saltinity 4%
Salt Spray Test	IEC60068-2-11
Outdoor Exposure	Manufacturer-defined
Flame Resistance	UL94
UV Exposure	ASTMG 154, ISO 4892-3, UVA @ 340nm & 55
IPX8	EN 60598-1: 2015+A1:2018 Clause 9.2.2 & 9.2.8
Temperature Shock(Silicone)	Manufacturer-defined, -40°C - 60°C (typical temperature range)
Constant Temperature	Manufacturer-defined
12mm Needle Flame Test (Silicone)	IEC60695-11-5
650 Glow-wire Test (Silicone)	IEC60695-2-10

TEMPERATURE TESTING

TEST	RESULTS
Normal Temperature Test	UL1598 & UL2388 & IEC60598-1 & IEC60598-2-21
Abnormal Operation Test	UL1598 & UL2388 & IEC60598-1 & IEC60598-2-21

DURABILITY TESTING

TEST	RESULTS
Bending Test	Manufacturer-defined, 500 cycles
Tensile Test	Manufacturer-defined, > The weight of light in max.
Twist Test	Manufacturer-defined, >200 cycles
Ball Impact	UL1598 & UL2388 & IEC60598-1 & IEC60598-2-21
IK	IEC62262



GLLS.COM | 1-888-580-6366

GLLS reserves the right to make any design changes for continuous improvement which will not affect the overall appearance or performance. REV. 20250822

MULTIFLEX ORBIT GX: SILICONE - 24V

Indoor & Outdoor Rated Linear Flex Profile - RGB PWM

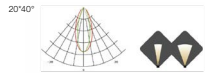


B

LED COLORS



PHOTOMETRIC CURVE



FIXTURE SPECIFICATIONS & OPTICAL PARAMETERS: WHITE JACKET + DIFFUSED LENS

COLOR	BEEM ANGLE	LED CHIP + CRI	LED COUNT	1 CONNECTOR FULL/DYNAMIC	2 CONNECTORS FULL/DYNAMIC	FIXTURE COLOR TOLERANCE	WAVELENGTH/ CCT	LED CRI	LED COLOR TOLERANCE	LUMEN COUNT
R; G; B; R+G+B	20°40°	Pro LED Chip	8 LEDs/ft (28 LEDs/m)	16.4ft (5m) / N/A	32.8ft (10m) / N/A	N/A	619-624nm; 520-535nm; 460-475nm; N/A	N/A	N/A	>46lm/ft (150lm/m); >104lm/ft (340lm/m); >23lm/ft (75lm/m); >172lm/ft (565lm/m)

FIXTURE SPECIFICATIONS & OPTICAL PARAMETERS: BLACK JACKET + DIFFUSED LENS

COLOR	BEEM ANGLE	LED CHIP + CRI	LED COUNT	1 CONNECTOR FULL/DYNAMIC	2 CONNECTORS FULL/DYNAMIC	FIXTURE COLOR TOLERANCE	WAVELENGTH/ CCT	LED CRI	LED COLOR TOLERANCE	LUMEN COUNT
R; G; B; R+G+B	20°40°	Pro LED Chip	8 LEDs/ft (28 LEDs/m)	16.4ft (5m) / N/A	32.8ft (10m) / N/A	N/A	619-624nm; 520-535nm; 460-475nm; N/A	N/A	N/A	>38lm/ft (125lm/m); >85lm/ft (280lm/m); >18lm/ft (60lm/m); >142lm/ft (465lm/m)

Note: 1 Connector: 6.6ft (2m) max, extendable to 16.4ft (5m) with daisy-chaining. 2 Connectors: 6.6ft (2m) max, up to 32.8ft (10m) with daisy-chaining and dual power feeds (full/dynamic loads). Run length is based on a voltage drop calculated using a 0.3 m (0.98 ft) cable with silicone seamless connectors, excluding connector length—refer to specifications for details. Max Run: Dynamic = RGB <100%; Full Load = RGB at 100%. Dynamic load calculations are not recommended for determining max distance of this profile. Silicone products maintain ≤3 SDCM within a single production run and <5 SDCM between production runs.



MULTIFLEX ORBIT GX: SILICONE - 24V

Indoor & Outdoor Rated Linear Flex Profile - RGB PWM



C

POWER & VOLTAGE

COLOR	VOLTAGE + CIRCUIT TYPE	POWER CONSUMPTION
RGB	24V DC CV	7.31W/ft (24W/m)

D

CUTTING INSTRUCTIONS

COLOR	ORDER UNIT (CUTTING UNIT)
RGB	9.84in (250mm) (7 LEDs)



MULTIFLEX ORBIT GX: SILICONE - 24V

Indoor & Outdoor Rated Linear Flex Profile - RGB PWM



E

COMPATIBLE CONNECTORS

INPUT - 01

INPUT CONNECTOR TYPE	INPUT ORIENTATION + TYPE	INPUT CABLE LENGTH (LEAD WIRE)
----------------------	--------------------------	--------------------------------

OUTPUT - 02

OUTPUT CONNECTOR TYPE	OUTPUT ORIENTATION + TYPE	OUTPUT CABLE LENGTH (LEAD WIRE)
2 = Silicone Seamless	B = Bottom Exit I = End Cap	1 = 0.98ft (0.3m) 2 = 3.28ft (1m) 3 = 9.84ft (3m) 4 = 16ft (5m) 8 = N/A

LEGACY CONNECTOR ORDER CODE

FA	25M	22	XX	SE	X	XX	XXX	X	X
PRODUCT TYPE	PROFILE	LIGHT EMITTING	FUNCTIONALITY	CONNECTOR TYPE	FIXTURE END	EXIT TYPE	LENGTH		COLOR
FA = Factory Accessories	25M = OrbitGX	22 = 25M	2W = Static 3W = Tunable White/SPI-Pixel 4W = RGB 5W = RGBW 5D = DMX-Pixel 0W = For End Cap	SE = Seamless	1 = Input Side 2 = Output Side 0 = Jumpers/T-feeds/Seamless Bottom/Seamless End	BO = Bottom EC = End Cap	0M3 = 0.98ft (30cm) 01M = 3.28ft (1m) 03M = 9.84ft (3m) 05M = 16ft (5m) 000 = For End Cap	P = Power or For End Cap S = Signal & Power	B = Black W = White



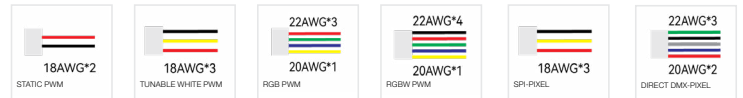
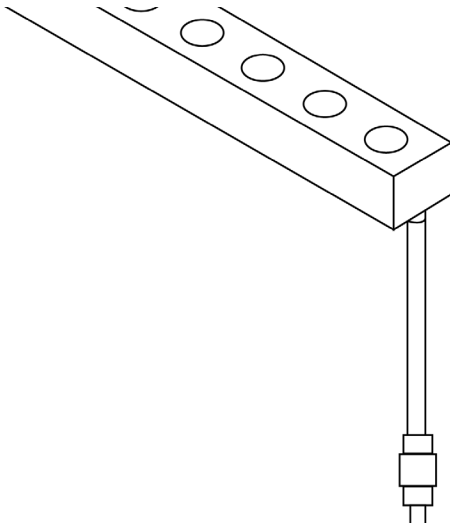
MULTIFLEX ORBIT GX: SILICONE - 24V

Indoor & Outdoor Rated Linear Flex Profile - RGB PWM



E

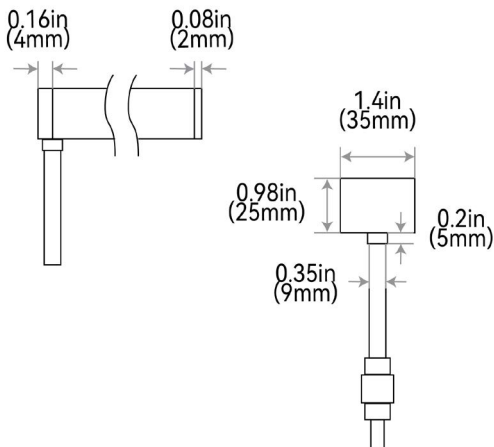
SILICONE SEAMLESS CONNECTOR



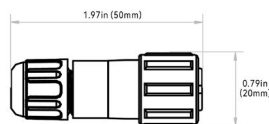
NOTES:

1. Connector tolerance ± 0.02 in (0.5mm)
2. Cable diameter: silicone static = 0.26in (6.5mm);
3. Do not apply force to the feed cable
4. Ensure max. cable lengths are followed according to wire gage to avoid voltage drop

IP67; seamless; precise low profile dimension; high grade quality silicone & anti-wicking ferrule. Recommended for; wet environments; custom predetermined lengths; high/ low temperatures; increased humidity; direct UV exposure; harsh working conditions & increased handling forces during installation. Precision milling and special glue Silicone liquid injection-moulded workmanship enables an almost consistent size between connectors and light body, and the transparent terminal of the connector allows the seamless effects spliced end by end. DryWire technology applied on the cable eliminates the capillary phenomenon through wires, which secured the long-term reliability in outdoor or any wet environments. Custom factory assembly.

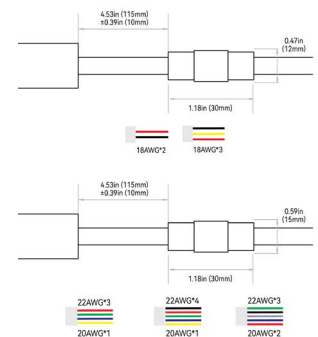


SCREW LOCK CONNECTOR ACCESSORY - IP67



NOTE: The tolerance is ± 0.08 in (2mm).

ANTI-WICKING FERRULE:



NOTES:

1. The anti-wicking ferrule is located at 4.53in (115mm) (± 0.39 in [± 10 mm] tolerance) from the connector on the cable. For protection against water ingress.
2. The removal of anti-wicking ferrule will void the warranty if any water ingress caused by it.



GLLS.COM | 1-888-580-6366

GLLS reserves the right to make any design changes for continuous improvement which will not affect the overall appearance or performance. REV. 20250822

MULTIFLEX ORBIT GX: SILICONE - 24V

Indoor & Outdoor Rated Linear Flex Profile - RGB PWM



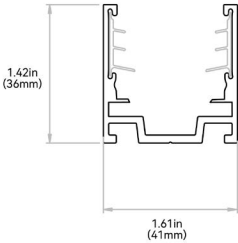
F

MOUNTING PROFILES

MOUNTING PROFILE TYPE	STANDARD LENGTH	PROFILE	COLOR	BENDING
A4 = Aluminum Silicone Grip	0 = 1.79in (50mm) 3 = 19.68in (500mm) 5 = 39.37in (1000mm) 6 = 78.74in (2000mm)	N = OrbitGX	1 = Standard 2 = Black 3 = White 0 = Custom	1 = Side 2 = Top
A17 = Aluminum Silicone Grip with Raceway	0 = 1.79in (50mm) 3 = 19.68in (500mm) 5 = 39.37in (1000mm) 6 = 78.74in (2000mm)			
A5 = Aluminum Flexible	5 = 39.37in (1000mm)			
C1 = Silicone Flexible	C = 7.87in (200mm) 3 = 19.68in (500mm) 5 = 39.37in (1000mm)			

ALUMINUM PROFILE - SILICONE GRIP

High-quality 6063 aluminum with thin-wall, light-weight design to fit the fixture tightly. Includes a serrated silicone grip insert designed to hold fixture with additional force. Recommended on projects mounted upside down with lighting mounted recessed in a cavity so only the lens is shown. It is deformation and rust resistant, and cost-effective. Please refer to install manual for proper installation practices.

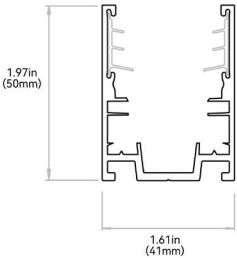


Tolerance: ± 0.01in (0.3mm)

ORDER CODE	STANDARD LENGTH	LEGACY ORDER CODES
A4-0-N-1	1.97in (50mm)	CH25RALL0M05SE
A4-3-N-1	19.68in (500mm)	CH25RAL0M5SE
A4-5-N-1	39.37in (1000mm)	CH25RAL01MSE
A4-6-N-1	78.74in (2000mm)	CH25RAL02MSE

ALUMINUM PROFILE - SILICONE GRIP WITH RACEWAY

High-quality 6063 aluminum with thin-wall, light-weight design. Includes a serrated silicone grip insert designed to hold fixture with additional force as well as a raceway offering a sleek solution to hidden cable management. Recommended on projects mounted upside down. It is deformation and rust resistant, and cost-effective. Please refer to install manual for proper installation practices.



Tolerance: ± 0.01in (0.3mm)

ORDER CODE	STANDARD LENGTH	LEGACY ORDER CODES
A17-0-N-1	1.97in (50mm)	CH25RAL0M05SE
A17-3-N-1	19.68in (500mm)	CH25RALHP0M5SE
A17-5-N-1	39.37in (1000mm)	CH25RALHP01MSE
A17-6-N-1	78.74in (2000mm)	CH25RALHP02MSE



MULTIFLEX ORBIT GX: SILICONE - 24V

Indoor & Outdoor Rated Linear Flex Profile - RGB PWM



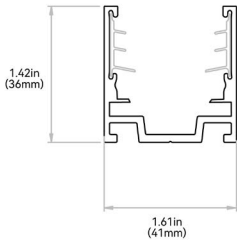

F

ALUMINUM PROFILE - FLEXIBLE

High-quality 6063 aluminum offers an enhanced version of the flexible aluminum profile, engineered to support smooth, continuous curves and streamlined aesthetics. Featuring advanced precision cutting, it preserves strong clamping force while enabling two-way side or top bending with exceptional shape memory.

SIDE BEND

Minimum Bending Diameter:
47.24in (1200mm)

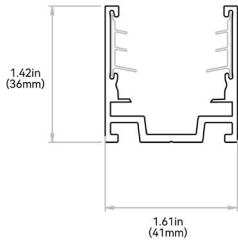


Tolerance: ± 0.01in (0.3mm)

ORDER CODE	STANDARD LENGTH	LEGACY ORDER CODES
A5-5-N-1-1	39.37in (1000mm)	CH25FAL01MSESB

TOP BEND

Minimum Bending Diameter:
78.74in (2000mm)

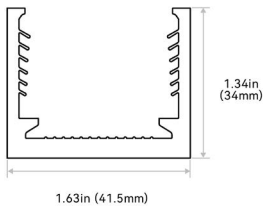


Tolerance: ± 0.01in (0.3mm)

ORDER CODE	STANDARD LENGTH	LEGACY ORDER CODES
A5-5-N-1-2	39.37in (1000mm)	CH25FAL01MSETB

SILICONE PROFILE - FLEXIBLE

An all-in-one mounting profile designed to unleash your creativity. This profile not only provides flexibility in installation methods, but also overcomes bending limitations by offering both top and side bending in a single profile. Fully encapsulated in UL-certified silicone, it excels in UV, weather, and corrosion resistance, making it suitable for underwater, high and low temperature environments. Elegant and square in appearance, it is available in black or white standard colors, or bespoke colors to blend in with the background. Supported by innovative serrated silicone fins, its clamping strength is strong enough to secure any installation method. Side and top bending. Please refer to install manual for proper installation practices.



Tolerance: ± 0.01in (0.3mm)

ORDER CODE	STANDARD LENGTH	LEGACY ORDER CODES: WHITE	LEGACY ORDER CODES: BLACK
C1-C-N-X	7.87in (200mm)	CH25FAN0M2SEW	CH25FAN0M2SEB
C1-3-N-X	19.68in (500mm)	CH25FAN0M5SEW	CH25FAN0M5SEB
C1-5-N-X	39.37in (1000mm)	CH25FAN01MSEW	CH25FAN01MSEB



MULTIFLEX ORBIT GX: SILICONE - 24V

Indoor & Outdoor Rated Linear Flex Profile - RGB PWM



G

MOUNTING ACCESSORIES

MOUNTING ACCESSORY TYPE	PROFILE
MA9 = Adjustable Mounting Bracket	N = OrbitGX
MA0 = Flexible Aluminum Glare Shield	

ADJUSTABLE MOUNTING BRACKET

180° Rotation
304 Stainless Steel



FLEXIBLE ALUMINUM GLARE SHIELD

Minimum Bending Diameter: 47.24in (1200mm)
Available Lengths: 39.37in (1000mm) & 78.74in (2000mm)

