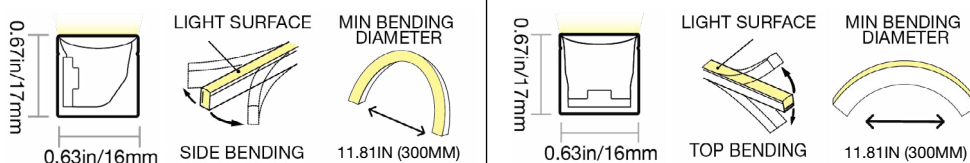


VIVID WAVE: SILICONE - 24V

Indoor & Outdoor Rated Linear Flex Profile - Direct DMX-Pixel



PROFILE CAPABILITIES



CERTIFICATIONS & FEATURES



TEMPERATURES

AMBIENT OPERATING TEMPERATURE:

-40°F to 131°F (-40°C to 55°C)

AMBIENT INSTALLATION TEMPERATURE:

-40°F to 131°F (-40°C to 55°C)

FIXTURE STORAGE TEMPERATURE:

-40°F to 140°F (-40°C to 60°C)

MAX MOUNTING SURFACE TEMPERATURE:

185°F (85°C)

HUMIDITY (NON-CONDENSING):

0-95%

THERMAL MANAGEMENT:

Free Air Convection

FIXTURE ORDER CODE

E		A				B		
INPUT CONNECTORS	SERIES	MATERIAL	PROFILE	BENDING	JACKET/BASE + LENS COLOR	LED FUNCTION	LED COLOR	CHIP + CRI
See Page 6 to select input connector	V = Vivid	1 = Silicone	F = Wave	1 = Side 2 = Top	W = White + Diffused	7 = Direct-DMX-Pixel All Colors 8 = Direct-DMX-Pixel- RGBW 2700K 3000K 4000K	H = 2200K J = 2700K L = 3000K M = 3500K N = 4000K Q = 5700K S = RGB U = 2200-5700K	1 = Epistar SMD LED Chip RGB 2 = Epistar SMD LED Chip + CRI80 Whites Tunable White RGBW
C		D	E		F	G		
POWER	VOLTAGE + CIRCUIT TYPE	ORDER UNIT LENGTH*	OUTPUT CONNECTOR		MOUNTING PROFILE	MOUNTING ACCESSORIES	POWER SUPPLIES & CONTROLS:	
E = 2.74W/ft (9W/m) RGB G = 3.66W/ft (12W/m) Whites Tunable White RGBW	2C = 24V DC CC	I = 6.56in (166.7mm) (14LEDs) Whites RGB RGBW Q = 6.56in (166.7mm) (28LEDs) Tunable White	See Page 6 to select output connector		See Page 9 to select mounting profile	See Page 15 to select accessory	By Others By GLLS	

Note: Maximum IP and IK ratings achievable with appropriate accessories, and cable diameter: silicone direct DMX = 0.27in (6.8mm). The Constant Current (CC) Integrated Circuit extends max run length. Do not use a CC power supply, as it may cause damage.

VIVID WAVE: SILICONE - 24V

Indoor & Outdoor Rated Linear Flex Profile - Direct DMX-Pixel



A

MECHANICAL

ASSEMBLY

Fixtures are carefully assembled using high-quality components to ensure durability and performance. Each unit is built to meet strict specifications, with attention to electrical safety, thermal management, and optical alignment.

OVERALL & CUTTING LENGTHS

Fixtures feature defined overall lengths and specific cutting increments for easy customization. Cutting must be done at marked points to maintain proper function and consistent light output.

JACKET COLOR

The white jacket with diffused white lens covers provide a clean, uniform appearance while softening light output for reduced glare. It enhances visual comfort and delivers smooth, even illumination ideal for architectural and display applications.

BENDING RADIUS

Do not bend smaller than allowed minimum bend diameter, or may cause damage to the light & void warranty.

OPERATION

LIGHT ENGINE

Direct DMX light engines receive DMX512 signals for precise, real-time control of brightness, color, and effects. Each unit is addressable, making them ideal for complex architectural or stage lighting setups.

ELECTRICAL

Designed to meet UL, CE, and RoHS standards, they feature overload, overvoltage, and short-circuit protection, along with low EMI and efficient thermal management for safe, reliable operation.

DIMMING

Direct DMX 24V DC systems use DMX512 for smooth, flicker-free dimming with 8-bit or 16-bit resolution. They support standalone DMX controllers, DMX software, and networked systems like Art-Net or sACN for flexible lighting control.

GENERAL

WARRANTY

Limited 10-Year Warranty against defects in materials and manufacturing. Coverage applies to properly installed and maintained products. Damage from misuse or improper installation is not covered. GLLS may repair, replace, or issue credit for eligible claims.

LUMEN MAINTENANCE

GLLS static lighting fixtures are tested to IES LM-84 and projected with IES TM-28 to ensure consistent lumen maintenance. Fixtures are designed to retain at least 70% of their initial brightness (L70) over a 10-year lifespan when properly installed and operated.

CERTIFICATION

Tested to UL2108 Class 2 by Underwriters Laboratory for use in the USA and Canada. Exceeds ANSI C78.377A, CE, and RoHS standards. Must be used under Class 2 ratings to maintain certification.

UL Certificate #: E347880

Report Reference #: E347880-20130503

TESTING

OPTICAL TESTING

TEST	RESULTS
Spectrum Analysis	IES LM 79 (Lumen, CCT, CRI, XY, SDCM, Wavelength)
Photometric Distribution	IES LM 79
Lumen Maintenance & Lifetime	IES LM 84 & IES TM28

TEMPERATURE TESTING

TEST	RESULTS
Normal Temperature Test	UL1598 & UL2388 & IEC60598-1 & IEC60598-2-21
Abnormal Operation Test	UL1598 & UL2388 & IEC60598-1 & IEC60598-2-21

ENVIRONMENTAL TESTING

TEST	RESULTS
Salt Water Immersion	IEC60598-1, Saltinity 4%
Salt Spray Test	IEC60068-2-11
Outdoor Exposure	Manufacturer-defined
Flame Resistance	UL94
UV Exposure	ASTMG 154, ISO 4892-3, UVA @ 340nm & 55
IPX8	EN 60598-1: 2015+A1:2018 Clause 9.2.2 & 9.2.8
Temperature Shock(Silicone)	Manufacturer-defined, -40°C - 60°C (typical temperature range)
Constant Temperature	Manufacturer-defined
12mm Needle Flame Test (Silicone)	IEC60695-11-5
650 Glow-wire Test (Silicone)	IEC60695-2-10

DURABILITY TESTING

TEST	RESULTS
Bending Test	Manufacturer-defined, 500 cycles
Tensile Test	Manufacturer-defined, > The weight of light in max.
Twist Test	Manufacturer-defined, >200 cycles
Ball Impact	UL1598 & UL2388 & IEC60598-1 & IEC60598-2-21
IK	IEC62262



VIVID WAVE: SILICONE - 24V

Indoor & Outdoor Rated Linear Flex Profile - Direct DMX-Pixel



B

LED COLORS



FIXTURE SPECIFICATIONS & OPTICAL PARAMETERS - WHITE JACKET + DIFFUSED LENS - SIDE BEND

COLOR	LED CHIP + CRI	LED COUNT	1 CONNECTOR FULL/DYNAMIC	2 CONNECTORS FULL/DYNAMIC	FIXTURE COLOR TOLERANCE	WAVELENGTH/ CCT	LED CRI	LED COLOR TOLERANCE	LUMEN COUNT	LEGACY ORDER CODE
2200K	Epistar SMD LED Chip + CRI80	25 LEDs/ft (84 LEDs/m)	22.9ft (7m) / Not Recommended	45.9ft (14m) / Not Recommended	3 SDCM	2238 ± 66K	82-87	2.3SDCM	159lm/ft (520lm/m)	SF16E1015DE22K24DC
2700K	Epistar SMD LED Chip + CRI80	25 LEDs/ft (84 LEDs/m)	22.9ft (7m) / Not Recommended	45.9ft (14m) / Not Recommended	3 SDCM	2725 ± 85K	82-87	2.3SDCM	159lm/ft (520lm/m)	SF16E1015DE27K24DC
3000K	Epistar SMD LED Chip + CRI80	25 LEDs/ft (84 LEDs/m)	22.9ft (7m) / Not Recommended	45.9ft (14m) / Not Recommended	3 SDCM	3045 ± 105K	82-87	2.3SDCM	159lm/ft (520lm/m)	SF16E1015DE30K24DC
3500K	Epistar SMD LED Chip + CRI80	25 LEDs/ft (84 LEDs/m)	22.9ft (7m) / Not Recommended	45.9ft (14m) / Not Recommended	3 SDCM	3465 ± 245K	82-87	2.3SDCM	159lm/ft (520lm/m)	SF16E1015DE35K24DC
4000K	Epistar SMD LED Chip + CRI80	25 LEDs/ft (84 LEDs/m)	22.9ft (7m) / Not Recommended	45.9ft (14m) / Not Recommended	3 SDCM	3985 ± 150K	82-87	2.3SDCM	159lm/ft (520lm/m)	SF16E1015DE40K24DC
5700K	Epistar SMD LED Chip + CRI80	25 LEDs/ft (84 LEDs/m)	22.9ft (7m) / Not Recommended	45.9ft (14m) / Not Recommended	3 SDCM	5669 ± 305K	82-87	2.3SDCM	159lm/ft (520lm/m)	SF16E1015DE57K24DC
2200K; 5700K	Epistar SMD LED Chip + CRI80	50 LEDs/ft (168 LEDs/m)	19.6ft (6m) / Not Recommended	39.4ft (12m) / Not Recommended	3 SDCM	2238 ± 66K; 5669 ± 305K	82-87; 82-87	2.3SDCM; 2.3SDCM	76lm/ft (250lm/m); 85lm/ft (280lm/m)	SF16E1015DEPDW24DC
R; G; B; R+G+B	Epistar SMD LED Chip	25 LEDs/ft (84 LEDs/m)	22.9ft (7m) / Not Recommended	45.9ft (14m) / Not Recommended	N/A	618-624nm; 522-530nm; 468-474nm; N/A	N/A	3nm; 3nm; 3nm; N/A	15lm/ft (50lm/m); 49lm/ft (160lm/m); 9lm/ft (30lm/m); 73lm/ft (240lm/m)	SF16E1015DERGB24DC
R; G; B; 2700K	Epistar SMD LED Chip + CRI80	25 LEDs/ft (84 LEDs/m)	19.6ft (6m) / 32.8ft (10m)	39.4ft (12m) / 65.6ft (20m)	N/A	618-624nm; 522-530nm; 468-474nm; 2725 ± 145K	N/A; N/A; N/A; 82-87	3nm; 3nm; 3nm; 2.3SDCM	15lm/ft (50lm/m); 49lm/ft (160lm/m); 9lm/ft (30lm/m); 40lm/ft (130lm/m)	SF16E1015DER2724DC
R; G; B; 3000K	Epistar SMD LED Chip + CRI80	25 LEDs/ft (84 LEDs/m)	19.6ft (6m) / 32.8ft (10m)	39.4ft (12m) / 65.6ft (20m)	N/A	618-624nm; 522-530nm; 468-474nm; 3045 ± 140K	N/A; N/A; N/A; 82-87	3nm; 3nm; 3nm; 2.3SDCM	15lm/ft (50lm/m); 49lm/ft (160lm/m); 9lm/ft (30lm/m); 40lm/ft (130lm/m)	SF16E1015DER3024DC
R; G; B; 4000K	Epistar SMD LED Chip + CRI80	25 LEDs/ft (84 LEDs/m)	19.6ft (6m) / 32.8ft (10m)	39.4ft (12m) / 65.6ft (20m)	N/A	618-624nm; 522-530nm; 468-474nm; 3985 ± 275K	N/A; N/A; N/A; 82-87	3nm; 3nm; 3nm; 2.3SDCM	15lm/ft (50lm/m); 49lm/ft (160lm/m); 9lm/ft (30lm/m); 40lm/ft (130lm/m)	SF16E1015DER4024DC

Note: Run length is based on a static full load with voltage drop calculated using a 0.3 m (0.98 ft) cable with silicone seamless connectors, excluding connector length—refer to specifications for details. Silicone products maintain ≤3 SDCM within a single production run and <5 SDCM between production runs. Due to fragility, five-wire fixtures are not recommended to exceed 16.4ft (5m).




VIVID WAVE: SILICONE - 24V

Indoor & Outdoor Rated Linear Flex Profile - Direct DMX-Pixel



B

LED COLORS



FIXTURE SPECIFICATIONS & OPTICAL PARAMETERS - WHITE JACKET + DIFFUSED LENS - TOP BEND

COLOR	LED CHIP + CRI	LED COUNT	1 CONNECTOR FULL/DYNAMIC	2 CONNECTORS FULL/DYNAMIC	FIXTURE COLOR TOLERANCE	WAVELENGTH/ CCT	LED CRI	LED COLOR TOLERANCE	LUMEN COUNT	LEGACY ORDER CODE
2200K	Epistar SMD LED Chip + CRI80	25 LEDs/ft (84 LEDs/m)	22.9ft (7m) / Not Recommended	45.9ft (14m) / Not Recommended	3 SDCM	2238 ± 66K	82-87	2.3SDCM	194lm/ft (635lm/m)	SF16E0015DE22K24DC
2700K	Epistar SMD LED Chip + CRI80	25 LEDs/ft (84 LEDs/m)	22.9ft (7m) / Not Recommended	45.9ft (14m) / Not Recommended	3 SDCM	2725 ± 85K	82-87	2.3SDCM	194lm/ft (635lm/m)	SF16E0015DE27K24DC
3000K	Epistar SMD LED Chip + CRI80	25 LEDs/ft (84 LEDs/m)	22.9ft (7m) / Not Recommended	45.9ft (14m) / Not Recommended	3 SDCM	3045 ± 105K	82-87	2.3SDCM	194lm/ft (635lm/m)	SF16E0015DE30K24DC
3500K	Epistar SMD LED Chip + CRI80	25 LEDs/ft (84 LEDs/m)	22.9ft (7m) / Not Recommended	45.9ft (14m) / Not Recommended	3 SDCM	3465 ± 245K	82-87	2.3SDCM	194lm/ft (635lm/m)	SF16E0015DE35K24DC
4000K	Epistar SMD LED Chip + CRI80	25 LEDs/ft (84 LEDs/m)	22.9ft (7m) / Not Recommended	45.9ft (14m) / Not Recommended	3 SDCM	3985 ± 150K	82-87	2.3SDCM	194lm/ft (635lm/m)	SF16E0015DE40K24DC
5700K	Epistar SMD LED Chip + CRI80	25 LEDs/ft (84 LEDs/m)	22.9ft (7m) / Not Recommended	45.9ft (14m) / Not Recommended	3 SDCM	5669 ± 305K	82-87	2.3SDCM	194lm/ft (635lm/m)	SF16E0015DE57K24DC
2200K; 5700K	Epistar SMD LED Chip + CRI80	50 LEDs/ft (168 LEDs/m)	19.6ft (6m) / Not Recommended	39.4ft (12m) / Not Recommended	3 SDCM	2238 ± 66K; 5669 ± 305K	82-87; 82-87	2.3SDCM; 2.3SDCM	91lm/ft (300lm/m); 104lm/ft (340lm/m)	SF16E0015DEPDW24DC
R; G; B; R+G+B	Epistar SMD LED Chip	25 LEDs/ft (84 LEDs/m)	22.9ft (7m) / Not Recommended	45.9ft (14m) / Not Recommended	N/A	618-624nm; 522-530nm; 468-474nm; N/A	N/A	3nm; 3nm; 3nm; N/A	20lm/ft (65lm/m); 61lm/ft (200lm/m); 12lm/ft (40lm/m); 93lm/ft (305lm/m)	SF16E0015DERGB48DC
R; G; B; 2700K	Epistar SMD LED Chip + CRI80	25 LEDs/ft (84 LEDs/m)	19.6ft (6m) / 32.8ft (10m)	39.4ft (12m) / 65.6ft (20m)	N/A	618-624nm; 522-530nm; 468-474nm; 2725 ± 145K	N/A; N/A; N/A; 82-87	3nm; 3nm; 3nm; 2.3SDCM	20lm/ft (65lm/m); 61lm/ft (200lm/m); 12lm/ft (40lm/m); 52lm/ft (170lm/m)	SF16E0015DER2724DC
R; G; B; 3000K	Epistar SMD LED Chip + CRI80	25 LEDs/ft (84 LEDs/m)	19.6ft (6m) / 32.8ft (10m)	39.4ft (12m) / 65.6ft (20m)	N/A	618-624nm; 522-530nm; 468-474nm; 3045 ± 140K	N/A; N/A; N/A; 82-87	3nm; 3nm; 3nm; 2.3SDCM	20lm/ft (65lm/m); 61lm/ft (200lm/m); 12lm/ft (40lm/m); 61lm/ft (200lm/m)	SF16E0015DER3024DC
R; G; B; 4000K	Epistar SMD LED Chip + CRI80	25 LEDs/ft (84 LEDs/m)	19.6ft (6m) / 32.8ft (10m)	39.4ft (12m) / 65.6ft (20m)	N/A	618-624nm; 522-530nm; 468-474nm; 3985 ± 275K	N/A; N/A; N/A; 82-87	3nm; 3nm; 3nm; 2.3SDCM	20lm/ft (65lm/m); 61lm/ft (200lm/m); 12lm/ft (40lm/m); 55lm/ft (180lm/m)	SF16E0015DER4024DC

Note: Run length is based on a static full load with voltage drop calculated using a 0.3 m (0.98 ft) cable with silicone seamless connectors, excluding connector length—refer to specifications for details. Silicone products maintain ≤3 SDCM within a single production run and <5 SDCM between production runs. Due to fragility, five-wire fixtures are not recommended to exceed 16.4ft (5m).



VIVID WAVE: SILICONE - 24V

Indoor & Outdoor Rated Linear Flex Profile - Direct DMX-Pixel



C

POWER & VOLTAGE

COLOR	VOLTAGE + CIRCUIT TYPE	POWER CONSUMPTION
2200K	24V DC CC	3.66W/ft (12W/m)
2700K		
3000K		
3500K		
4000K		
5700K		
2200K-5700K		2.74W/ft (9W/m)
RGB		
RGBW-27K		
RGBW-30K		
RGBW-40K		3.66W/ft (12W/m)

The Constant Current (CC) Integrated Circuit extends max run length. Do not use a CC power supply, as it may cause damage.

D

CUTTING INSTRUCTIONS

COLOR	ORDER UNIT (CUTTING UNIT)
2200K	6.56in (166.7mm) (14LEDs)
2700K	
3000K	
3500K	
4000K	
5700K	
2200K-5700K	6.56in (166.7mm) (28LEDs)
RGB	6.56in (166.7mm) (14LEDs)
RGBW-27K	
RGBW-30K	
RGBW-40K	



VIVID WAVE: SILICONE - 24V

Indoor & Outdoor Rated Linear Flex Profile - Direct DMX-Pixel



E

COMPATIBLE CONNECTORS

INPUT - 01

INPUT CONNECTOR TYPE	INPUT ORIENTATION + TYPE	INPUT CABLE LENGTH (LEAD WIRE)
----------------------	--------------------------	--------------------------------

OUTPUT - 02

OUTPUT CONNECTOR TYPE	OUTPUT ORIENTATION + TYPE	OUTPUT CABLE LENGTH (LEAD WIRE)
2 = Silicone Seamless	A = End Exit B = Bottom Exit C = Side Left Exit D = Side Right Exit E = End Jumper H = Power T-Feed I = End Cap	1 = 0.98ft (0.3m) 2 = 3.28ft (1m) 3 = 9.84ft (3m) 4 = 16ft (5m) 5 = 32.81ft (10m) 6 = 49.21ft (15m) 7 = 65.62ft (20m) 8 = N/A

LEGACY CONNECTOR ORDER CODE

XX	16E	X	00	XX	XX	X	XX	XXX	X
PRODUCT TYPE	PROFILE	BENDING	LIGHT EMITTING	FUNCTIONALITY	CONNECTOR TYPE	FIXTURE END	EXIT TYPE	LENGTH	
NA = DIY Accessories FA = Factory Accessories	16E = Wave	1 = Side 2 = Top	00 = 16E	2W = Static/DTW 3W = Tunable White/SPI-Pixel 4W = RGB 5W = RGBW 5D = DMX-Pixel 0W = For End Cap	SV = Swivel CL = Click SC = Snap BL = DIY Submersible SE = Seamless PO = Submersible	1 = Input Side 2 = Output Side 0 = Jumpers/T-feeds/Seamless Bottom/Seamless End 3 = Input/Output	EN = End BO = Bottom SL = Side Left SR = Side Right EJ = End Jumper BJ = Bottom Jumper TF = Power Feed EC = End Cap	0M3 = 0.98ft (30cm) 01M = 3.28ft (1m) 03M = 9.84ft (3m) 05M = 16ft (5m) 10M = 32.81ft (10m) 000 = For End Cap	P = Power or For End Cap S = Signal & Power



VIVID WAVE: SILICONE - 24V

Indoor & Outdoor Rated Linear Flex Profile - Direct DMX-Pixel



E

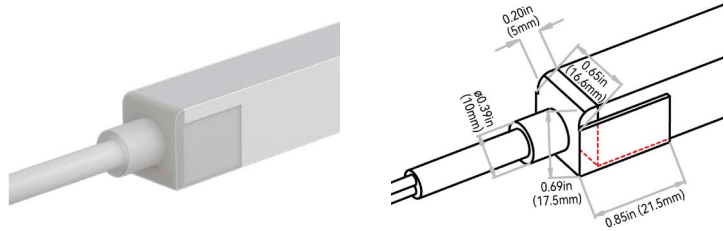
SILICONE SEAMLESS CONNECTOR



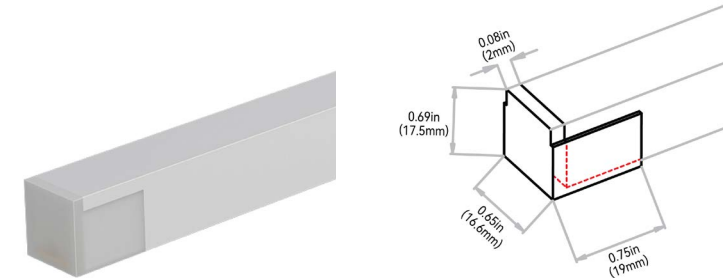
- NOTES:
1. Connector Tolerance ± 0.02 in (0.5mm)
 2. Cable diameter: Static, Tunable, RGB, RGBW, SPI Silicone & Dim to Warm = 0.26in (6.5mm) & DMX Silicone = 0.27in (6.8mm)
 3. Do not apply force to the feed cable
 4. Ensure Max. Cable Lengths are followed according to wire gage to avoid voltage drop

IP68; seamless; precise low profile dimension; high grade quality silicone & anti-wicking ferrule. Recommended for; wet environments; custom predetermined lengths; high/ low temperatures; increased humidity; direct UV exposure; harsh working conditions & increased handling forces during installation. Precision milling and special glue Silicone liquid injection-moulded workmanship enables an almost consistent size between connectors and lightbody, and the transparent terminal of the connector allows the seamless effects spliced end by end. DryWire technology applied on the cable eliminates the capillary phenomenon through wires, which secured the long-term reliability in outdoor or any wet environments. Custom factory assembly.

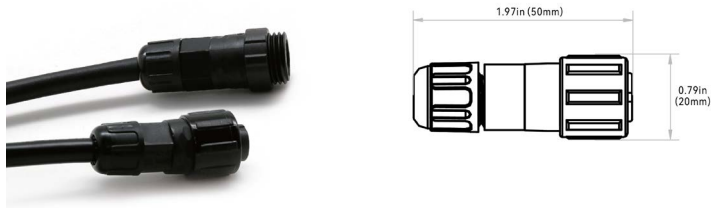
END EXIT: 2-A-#



END CAP: 2-I-8

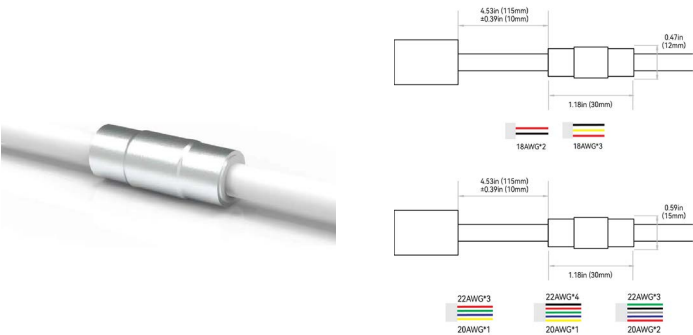


SCREW LOCK CONNECTOR ACCESSORY - IP67



NOTE: The tolerance is ± 0.08 in (2mm).

ANTI-WICKING FERRULE:



- NOTES:
1. The anti-wicking ferrule is located at 4.53in (115mm) (± 0.39 in [± 10 mm] tolerance) from the connector on the cable. For protection against water ingress.
 2. The removal of anti-wicking ferrule will void the warranty if any water ingress caused by it.

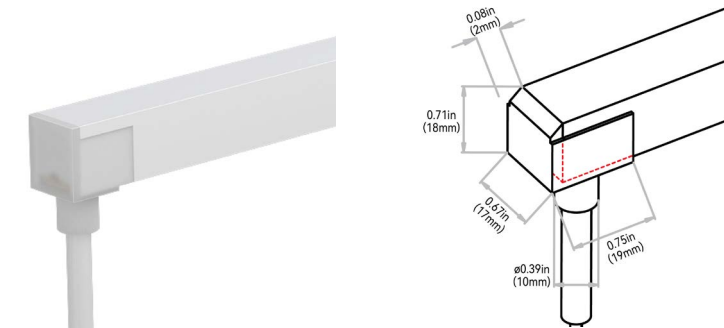
VIVID WAVE: SILICONE - 24V

Indoor & Outdoor Rated Linear Flex Profile - Direct DMX-Pixel

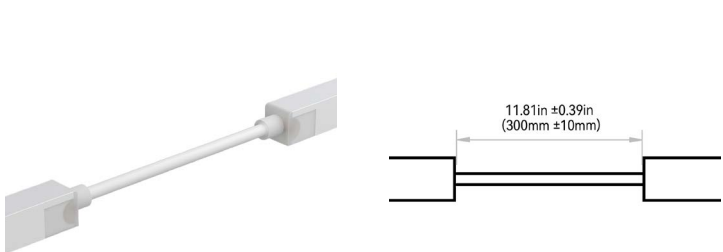


E

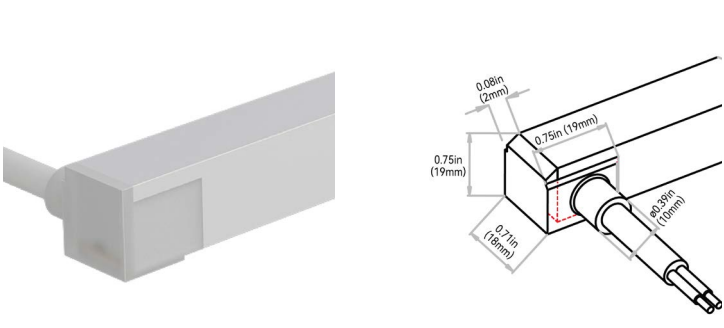
BOTTOM EXIT: 2-B-#



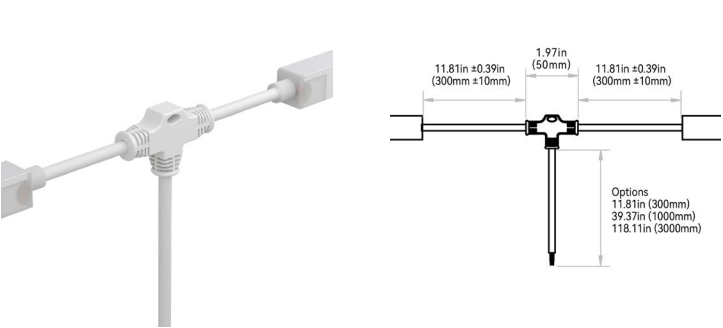
END JUMPER: 2-E-1



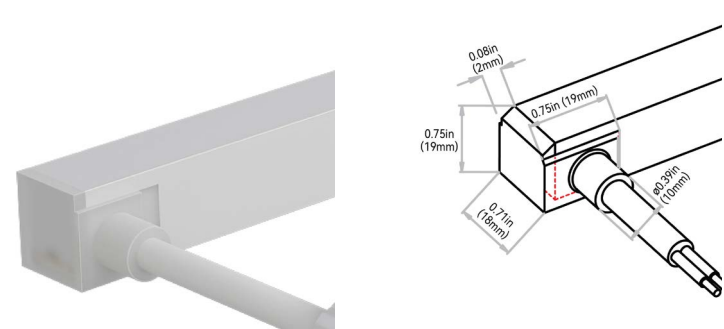
SIDE LEFT EXIT: 2-C-#



POWER T-FEED: 2-H-#



SIDE RIGHT EXIT: 2-D-#



VIVID WAVE: SILICONE - 24V

Indoor & Outdoor Rated Linear Flex Profile - Direct DMX-Pixel



F

MOUNTING PROFILES

MOUNTING PROFILE TYPE	STANDARD LENGTH	PROFILE	COLOR
A1 = Aluminum Basic	2 = 1.38in (35mm) 3 = 19.68in (500mm) 5 = 39.37in (1000mm) 6 = 78.74in (2000mm)	F = Wave	1 = Standard
A2 = Aluminum Recessed	2 = 1.38in (35mm) 3 = 19.68in (500mm) 5 = 39.37in (1000mm) 6 = 78.74in (2000mm)		
A3 = Aluminum Recessed Silicone Grip	1 = 0.79in (20mm) 3 = 19.68in (500mm) 5 = 39.37in (1000mm) 6 = 78.74in (2000mm)		
A4 = Aluminum Silicone Grip	1 = 0.79in (20mm) 3 = 19.68in (500mm) 5 = 39.37in (1000mm) 6 = 78.74in (2000mm)		
A5 = Aluminum Flexible	3 = 19.68in (500mm) 5 = 39.37in (1000mm)		
A8 = Aluminum Raceway	3 = 19.68in (500mm) 5 = 39.37in (1000mm) 6 = 78.74in (2000mm)		
A9 = Aluminum Raceway Suspended	3 = 19.68in (500mm) 5 = 39.37in (1000mm) 6 = 78.74in (2000mm)		
P1 = Plastic Reinforced	2 = 1.38in (35mm) 3 = 19.68in (500mm) 5 = 39.37in (1000mm) 6 = 78.74in (2000mm)		
C1 = Silicone Flexible	F = 2.16in (55mm) B = 4.33in (110mm) C = 7.87in (200mm) 3 = 19.68in (500mm) 5 = 39.37in (1000mm)		2 = Black 3 = White 0 = Custom
S1 = Stainless Steel Clips	2 = 1.38in (35mm)		1 = Standard



VIVID WAVE: SILICONE - 24V

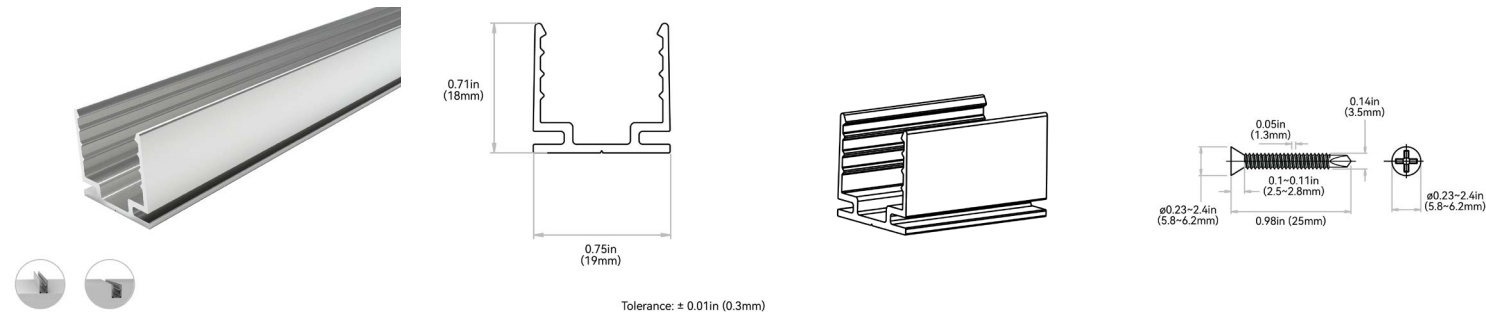
Indoor & Outdoor Rated Linear Flex Profile - Direct DMX-Pixel



F

ALUMINUM PROFILE - BASIC

High-quality 6063 aluminum with thin-wall, light-weight design to fit the fixture tightly. It is deformation and rust resistant, and cost-effective. Please refer to install manual for proper installation practices..

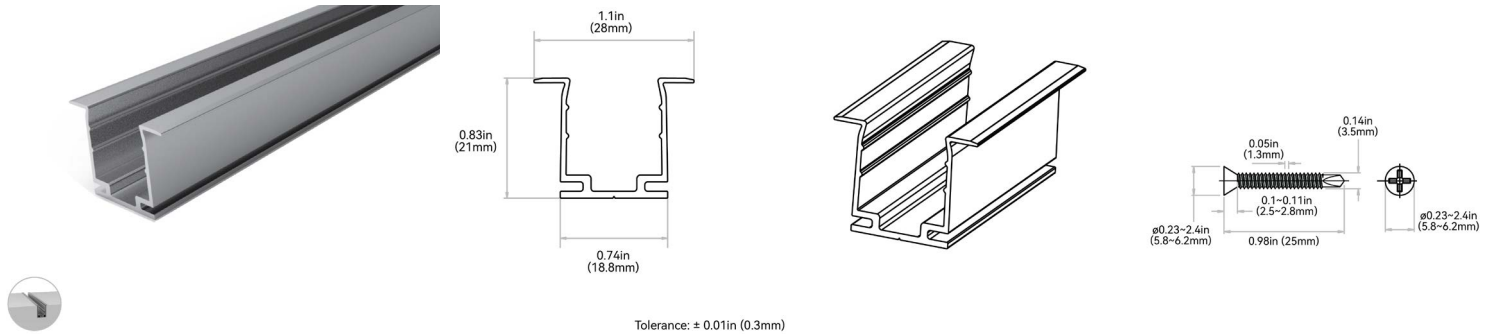


NOTES: 1. 2-L1 refers to two of symmetric L1 in each piece of profile.
2. (N-1)-L2 refers to (N minus one) of symmetric L2 in each piece of profile.
“N” hereby stands for its corresponding “Hole Number” in the below table

ORDER CODE	LEGACY CODE	STANDARD LENGTH	L1	L2	SLOTTED HOLE	HOLE #
A1-2-F-1	CL16RAL3C5SD	1.38in (35mm)	0.69in (17.5mm)	N/A	0.16*0.39in (4*10mm)	1
A1-3-F-1	CH16RAL0M5SD	19.68in (500mm)	1.97in (50mm)	7.87in (200mm)	0.16*0.39in (4*10mm)	3
A1-5-F-1	CH16RAL01MSD	39.37in (1000mm)	3.93in (100mm)	7.87in (200mm)	0.16*0.39in (4*10mm)	5
A1-6-F-1	CH16RAL02MSD	78.74in (2000mm)	3.93in (100mm)	7.87in (200mm)	0.16*0.39in (4*10mm)	10

ALUMINUM PROFILE - RECESSED

High-quality 6063 aluminum with thin-wall, light-weight design to fit the fixture tightly. Recommended on projects with lighting mounted recessed in a cavity so only the lens is shown. It is deformation and rust resistant, and cost-effective. Please refer to install manual for proper installation practices.



NOTES: 1. 2-L1 refers to two of symmetric L1 in each piece of profile.
2. (N-1)-L2 refers to (N minus one) of symmetric L2 in each piece of profile.
“N” hereby stands for its corresponding “Hole Number” in the below table

ORDER CODE	LEGACY ORDER CODE	STANDARD LENGTH	L1	L2	SLOTTED HOLE	HOLE #
A2-2-F-1	CL16RRA3C5SD	1.38in (35mm)	0.69in (17.5mm)	N/A	0.16*0.39in (4*10mm)	1
A2-3-F-1	CH16RRA0M5SD	19.68in (500mm)	1.97in (50mm)	7.87in (200mm)	0.16*0.39in (4*10mm)	3
A2-5-F-1	CH16RRA01MSD	39.37in (1000mm)	3.93in (100mm)	7.87in (200mm)	0.16*0.39in (4*10mm)	5
A2-6-F-1	CH16RRA02MSD	78.74in (2000mm)	3.93in (100mm)	7.87in (200mm)	0.16*0.39in (4*10mm)	10



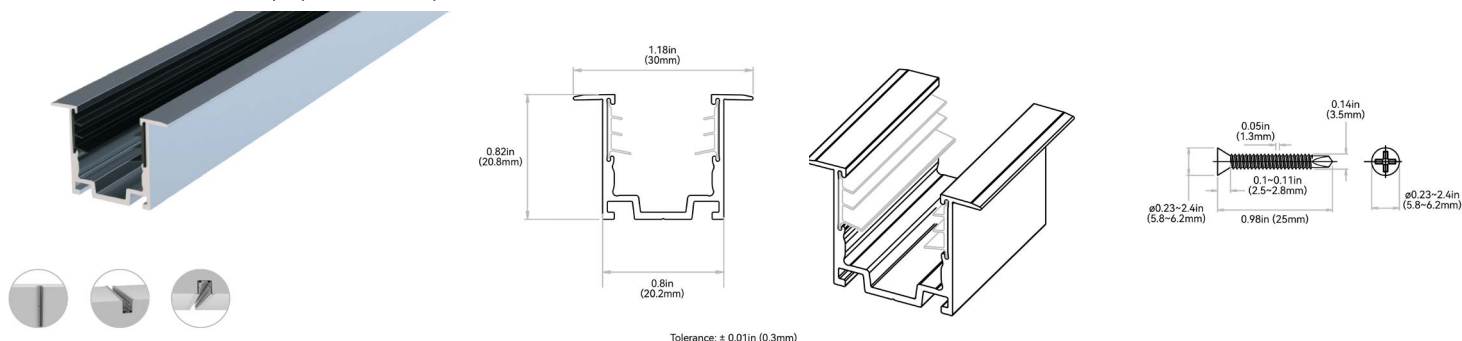
Indoor & Outdoor Rated Linear Flex Profile - Direct DMX-Pixel



F

ALUMINUM PROFILE - RECESSED - SILICONE GRIP

High-quality 6063 aluminum with thin-wall, light-weight design to fit the fixture tightly. Includes a serrated silicone grip insert designed to hold fixture with additional force. Recommended on projects mounted upside down with lighting mounted recessed in a cavity so only the lens is shown. It is deformation and rust resistant, and cost-effective. Please refer to install manual for proper installation practices.

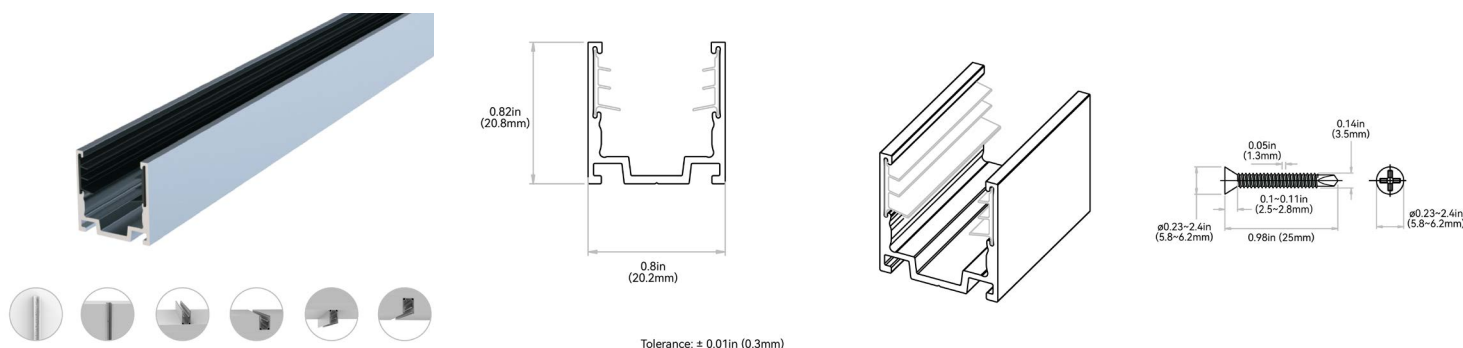


NOTES: 1. 2-L1 refers to two of symmetric L1 in each piece of profile.
2. (N-1)-L2 refers to (N minus one) of symmetric L2 in each piece of profile.
"N" hereby stands for its corresponding "Hole Number" in the below table

ORDER CODE	LEGACY ORDER CODE	STANDARD LENGTH	L1	L2	SLOTTED HOLE	HOLE #
A3-1-F-1	CL16RRA02CSE	0.79in (20mm)	0.39in (10mm)	N/A	0.16"0.39in (4"10mm)	1
A3-3-F-1	CH16RRA0M5SE	19.68in (500mm)	1.97in (50mm)	7.87in (200mm)	0.16"0.39in (4"10mm)	3
A3-5-F-1	CH16RRA01MSE	39.37in (1000mm)	3.93in (100mm)	7.87in (200mm)	0.16"0.39in (4"10mm)	5
A3-6-F-1	CH16RRA02MSE	78.74in (2000mm)	3.93in (100mm)	7.87in (200mm)	0.16"0.39in (4"10mm)	10

ALUMINUM PROFILE - SILICONE GRIP

High-quality 6063 aluminum with thin-wall, light-weight design. Includes a serrated silicone grip insert designed to hold fixture with additional force. Recommended on projects mounted upside down. It is deformation and rust resistant, and cost-effective. Please refer to install manual for proper installation practices.



NOTES: 1. 2-L1 refers to two of symmetric L1 in each piece of profile.
2. (N-1)-L2 refers to (N minus one) of symmetric L2 in each piece of profile.
"N" hereby stands for its corresponding "Hole Number" in the below table

ORDER CODE	LEGACY ORDER CODE	STANDARD LENGTH	L1	L2	SLOTTED HOLE	HOLE #
A4-1-F-1	CL16RAL02CSE	0.79in (20mm)	0.39in (10mm)	N/A	0.16"0.39in (4*10mm)	1
A4-3-F-1	CH16RAL0M5SE	19.68in (500mm)	1.97in (50mm)	7.87in (200mm)	0.16"0.39in (4*10mm)	3
A4-5-F-1	CH16RAL01MSE	39.37in (1000mm)	3.93in (100mm)	7.87in (200mm)	0.16"0.39in (4*10mm)	5
A4-6-F-1	CH16RAL02MSE	78.74in (2000mm)	3.93in (100mm)	7.87in (200mm)	0.16"0.39in (4*10mm)	10



VIVID WAVE: SILICONE - 24V

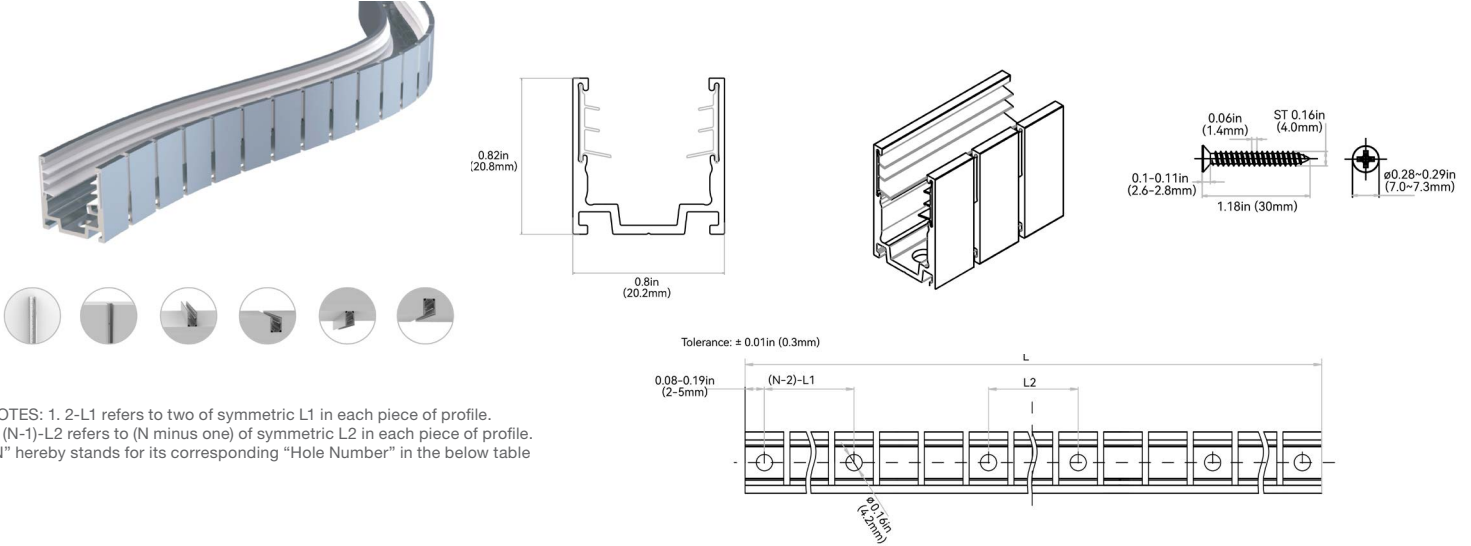
Indoor & Outdoor Rated Linear Flex Profile - Direct DMX-Pixel



F

ALUMINUM PROFILE - FLEXIBLE

It is an expanded design of the flexible aluminum profile, and caters for the continuously streamlined aesthetics of curve shape. The secondary precision cutting process, not only maintains the advantage of clamping force, but also enables the two-way side bending directions with super shape memory. Please refer to install manual for proper installation practices.

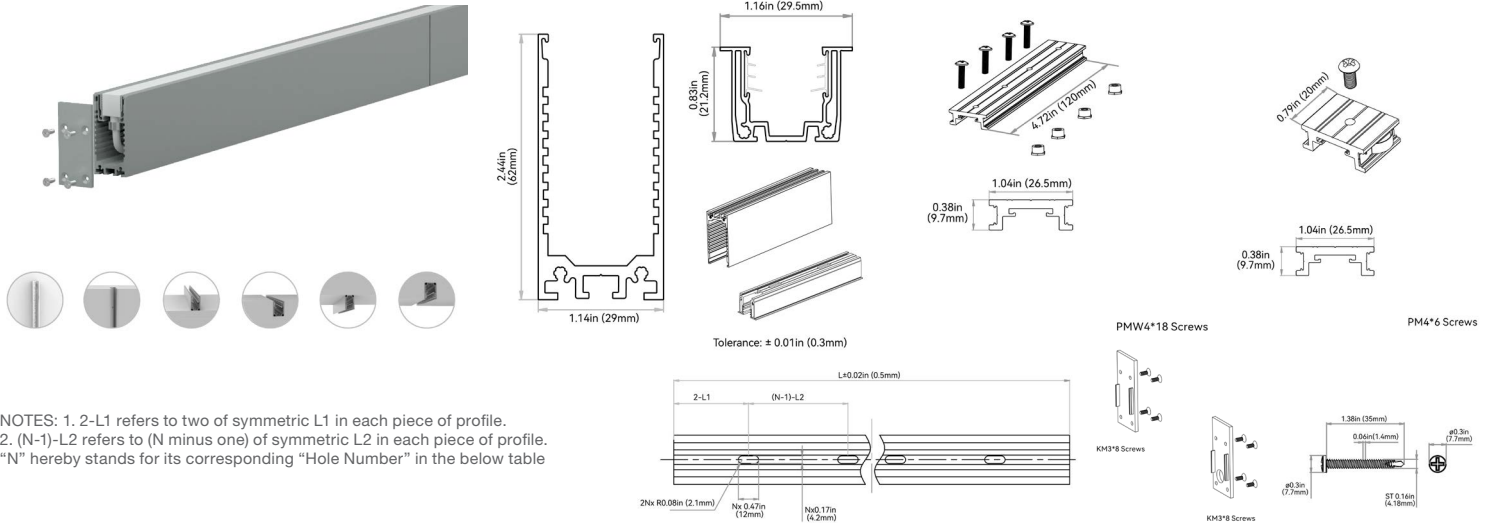


NOTES: 1. 2-L1 refers to two of symmetric L1 in each piece of profile.
2. (N-1)-L2 refers to (N minus one) of symmetric L2 in each piece of profile.
"N" hereby stands for its corresponding "Hole Number" in the below table

ORDER CODE	LEGACY ORDER CODE	STANDARD LENGTH	L1	L2	SLOTTED HOLE	HOLE #
A5-3-F-1	CH16FAL0M5SE	19.68in (500mm)	4.34in (110.3mm)	1.92in (48.9mm)	Ø 0.17in (4.2mm)	6
A5-5-F-1	CH16FAL01MSE	39.37in (1000mm)	4.59in (116.5mm)	3.89in (98.8mm)	Ø 0.17in (4.2mm)	10

ALUMINUM PROFILE - RACEWAY

High-quality 6063 thin-wall aluminum, light-weight design featuring hidden cables. The raceway space is enough to conceal seamless connectors with bottom feed and the general male/female connectors. It is superb for the facade where tidiness is required and the scenarios that lack of space for wiring. Please refer to install manual for proper installation practices.



NOTES: 1. 2-L1 refers to two of symmetric L1 in each piece of profile.
2. (N-1)-L2 refers to (N minus one) of symmetric L2 in each piece of profile.
"N" hereby stands for its corresponding "Hole Number" in the below table

ORDER CODE	LEGACY ORDER CODE	STANDARD LENGTH	L1	L2	SLOTTED HOLE	HOLE #
A8-3-F-1	CH16RAL0M5RS	19.68in (500mm)	1.97in (50mm)	7.87in (200mm)	0.18*0.47in (4.5*12mm)	3
A8-5-F-1	CH16RAL01MRS	39.37in (1000mm)	3.93in (100mm)	7.87in (200mm)	0.18*0.47in (4.5*12mm)	5
A8-6-F-1	CH16RAL02MRS	78.74in (2000mm)	3.93in (100mm)	7.87in (200mm)	0.18*0.47in (4.5*12mm)	10



VIVID WAVE: SILICONE - 24V

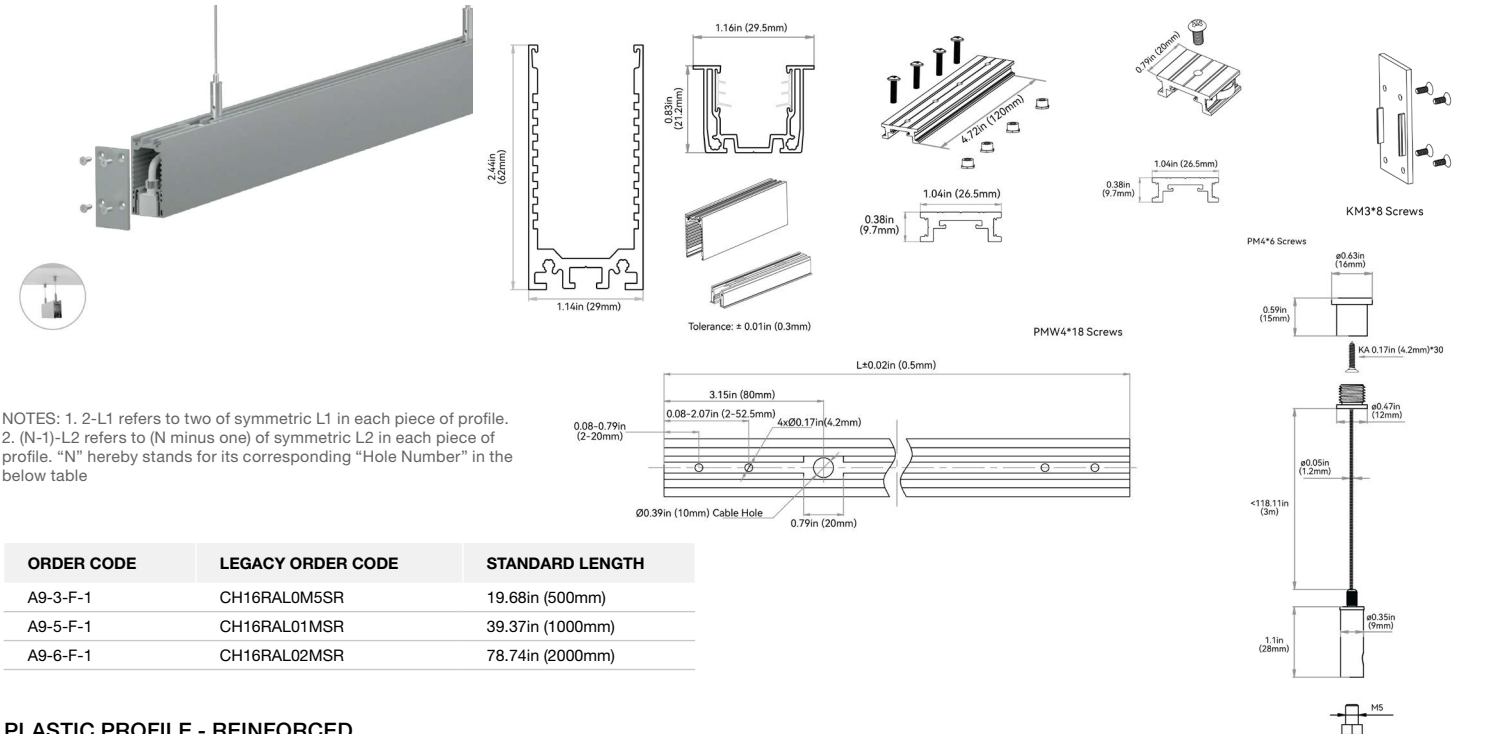
Indoor & Outdoor Rated Linear Flex Profile - Direct DMX-Pixel



F

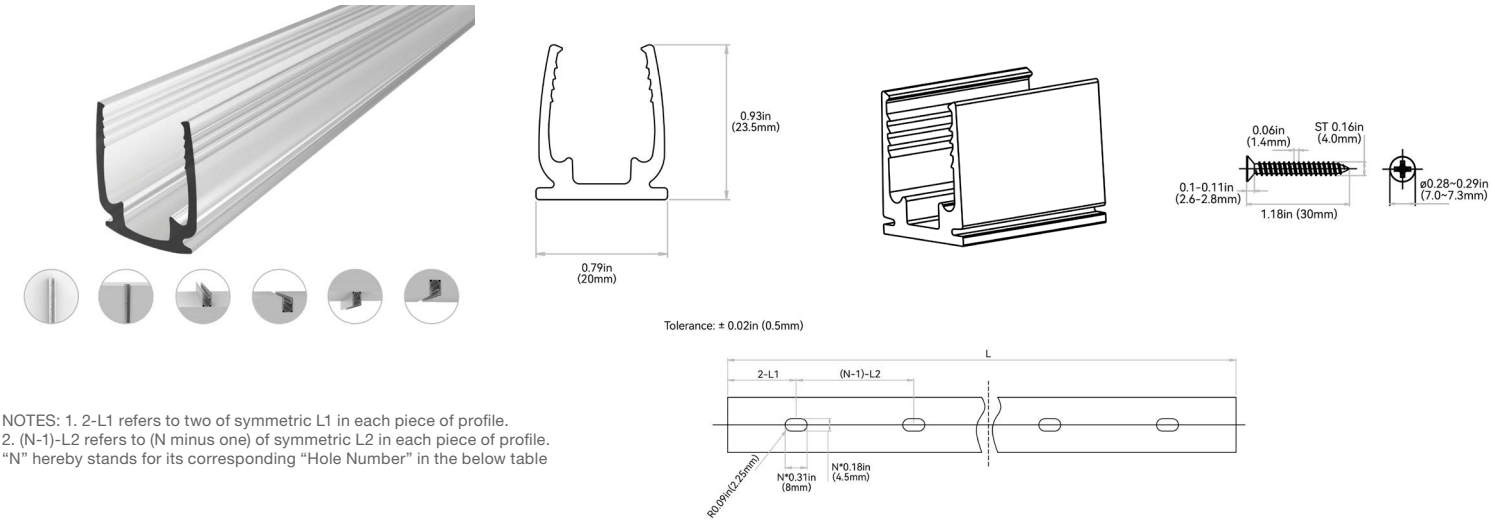
ALUMINUM PROFILE - RACEWAY - SUSPENDED

High-quality 6063 thin-wall aluminum, light-weight design featuring hidden cables and suspended by cables from the ceiling. The raceway space is enough to conceal seamless connectors with bottom feed and the general male/female connectors. It is superb for the facade where tidiness is required and the scenarios that lack of space for wiring. Please refer to install manual for proper installation practices.



PLASTIC PROFILE - REINFORCED

High Quality rigid plastic designed to securely hold fixtures. Recommended for use in extreme environments susceptible to increased water/humidity (SPA's and pools). Please refer to install manual for proper installation practices.



ORDER CODE	LEGACY ORDER CODE	STANDARD LENGTH	L1	L2	SLOTTED HOLE	HOLE #
P1-2-F-1	CL16RTP3C5SD	1.38in (35mm)	0.69in (17.5mm)	N/A	0.18*0.31in (4.5*8mm)	1
P1-3-F-1	CH16RTP0M5SD	19.68in (500mm)	1.97in (50mm)	7.87in (200mm)	0.18*0.31in (4.5*8mm)	3
P1-5-F-1	CH16RTP01MSD	39.37in (1000mm)	3.93in (100mm)	7.87in (200mm)	0.18*0.31in (4.5*8mm)	5
P1-6-F-1	CH16RTP02MSD	78.74in (2000mm)	3.93in (100mm)	7.87in (200mm)	0.18*0.31in (4.5*8mm)	10

VIVID WAVE: SILICONE - 24V

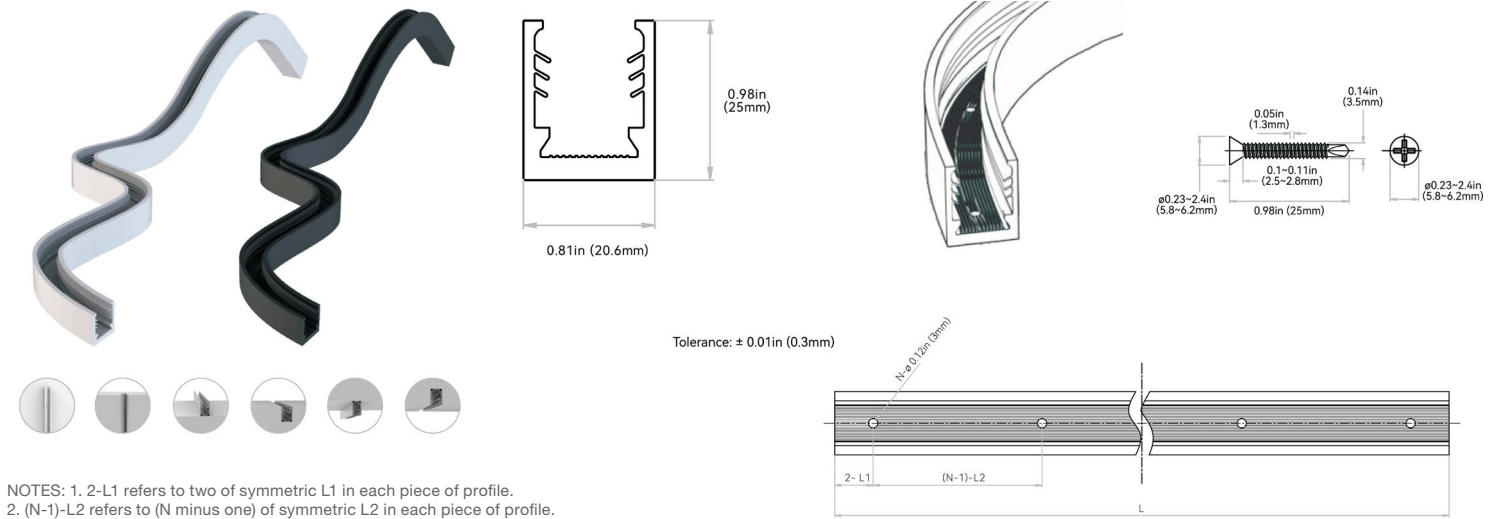
Indoor & Outdoor Rated Linear Flex Profile - Direct DMX-Pixel



F

SILICONE PROFILE - FLEXIBLE

An all-in-one mounting profile designed to unleash your creativity. This profile not only provides flexibility in installation methods, but also overcomes bending limitations by offering both top and side bending in a single profile. Fully encapsulated in UL-certified silicone, it excels in UV, weather, and corrosion resistance, making it suitable for underwater, high and low temperature environments. Elegant and square in appearance, it is available in black or white standard colors, or bespoke colors to blend in with the background. Supported by innovative serrated silicone fins, its clamping strength is strong enough to secure any installation method. Please refer to install manual for proper installation practices. Side and top bending. Please refer to install manual for proper installation practices.

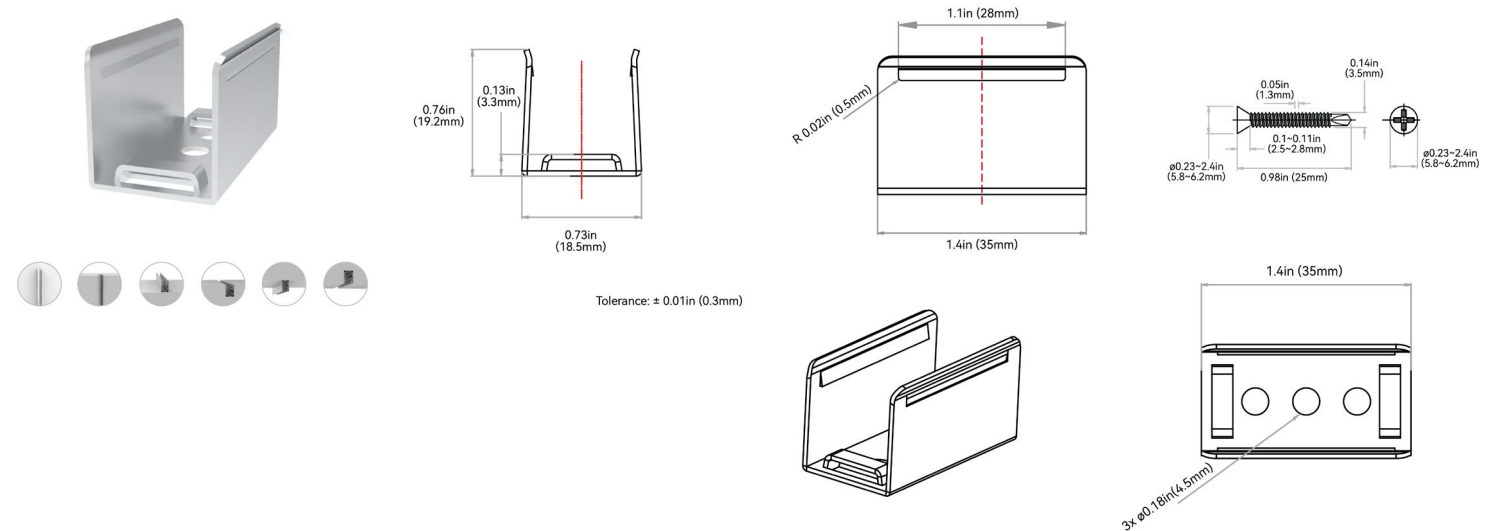


NOTES: 1. 2-L1 refers to two of symmetric L1 in each piece of profile.
2. (N-1)-L2 refers to (N minus one) of symmetric L2 in each piece of profile.
"N" herebv stands for its corresponding "Hole Number" in the below table

ORDER CODE	LEGACY ORDER CODE: WHITE	LEGACY ORDER CODE: BLACK	STANDARD LENGTH	L1	L2	SLOTTED HOLE	HOLE #
C1-F-F-X	CH16FAN5C5SEW	CH16FAN5C5SEB	2.16in (55mm)	0.49in (12.5mm)	1.18in (30mm)	Ø 0.12in (3mm)	2
C1-B-F-X	CH16FAN1C1SEW	CH16FAN1C1SEB	4.33in (110mm)	0.46in (11.6mm)	3.48in (88.4mm)	Ø 0.12in (3mm)	2
C1-C-F-X	CH16FAN0M2SEW	CH16FAN0M2SEB	7.87in (200mm)	0.46in (11.6mm)	3.48in (88.4mm)	Ø 0.12in (3mm)	3
C1-3-F-X	CH16FAN0M5SEW	CH16FAN0M5SEB	19.68in (500mm)	1.14in (29mm)	3.48in (88.4mm)	Ø 0.12in (3mm)	6
C1-5-F-X	CH16FAN01MSEW	CH16FAN01MSEB	39.37in (1000mm)	0.54in (13.8mm)	3.48in (88.4mm)	Ø 0.12in (3mm)	12

STAINLESS STEEL PROFILE - CLIP

It uses grade 316 stainless steel with excellent property of deformation and rust resistance. The material makes it suitable for humid coastal surroundings and weak acid-base industrial environments that other mounting profiles can't accommodate. The structural design and material characteristics collectively ensure a tight clamping force. It's very convenient and reliable even for suspended installation in the curve shape. Please refer to install manual for proper installation practices.



ORDER CODE	LEGACY ORDER CODE	STANDARD LENGTH	SLOTTED HOLE	HOLE #
S1-2-F-1	CL16RSS3C5SD	1.38in (35mm)	ø 0.18in (4.5mm)	3



GLLS.COM | 1-888-580-6366

GLLS reserves the right to make any design changes for continuous improvement which will not affect the overall appearance or performance. REV. 20250829

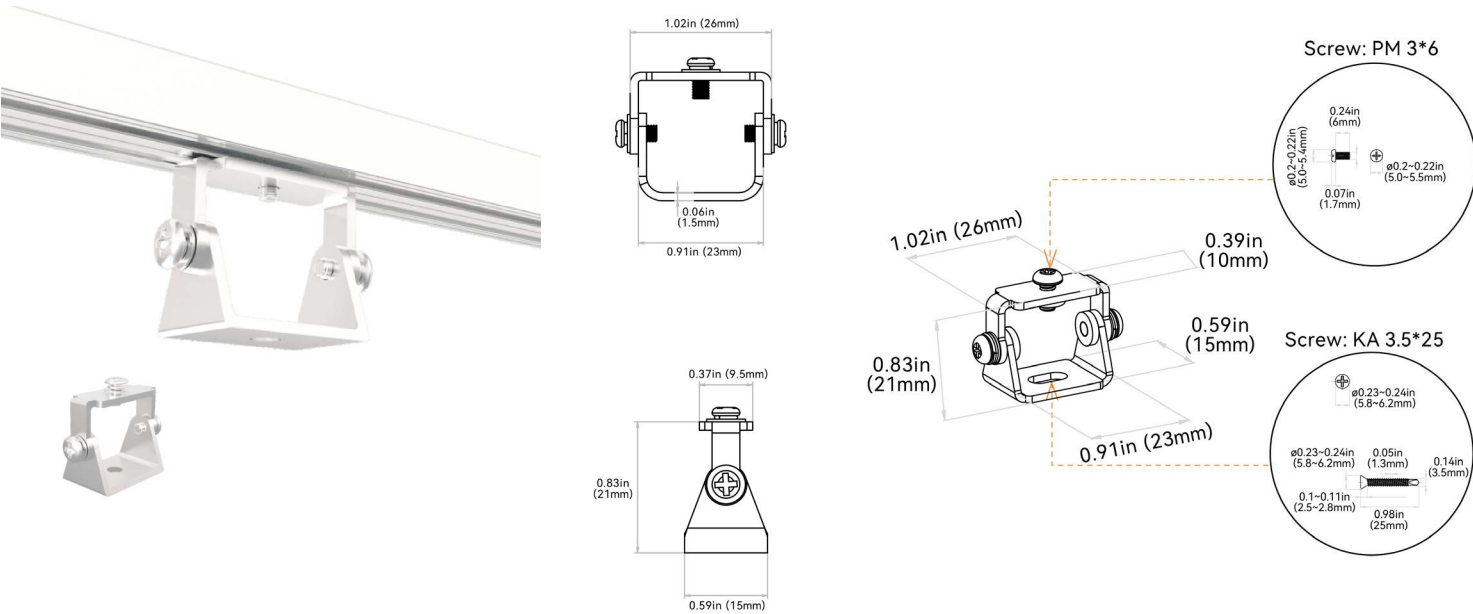
G

MOUNTING ACCESSORIES

MOUNTING ACCESSORY TYPE	PROFILE
MA1 = Pivot Bracket	F = Wave
MA2 = Rotary Bracket	
MA3 = Side Bracket	
MA4 = Ceiling Clip	
MA5 - Suspended Rod + Clip	
MA6 = Suspended Wire Kit	
MA7 = Alignment Bracket - Aluminum Basic	
MA8 = Alignment Bracket - Aluminum Silicone Grip	

PIVOT BRACKET

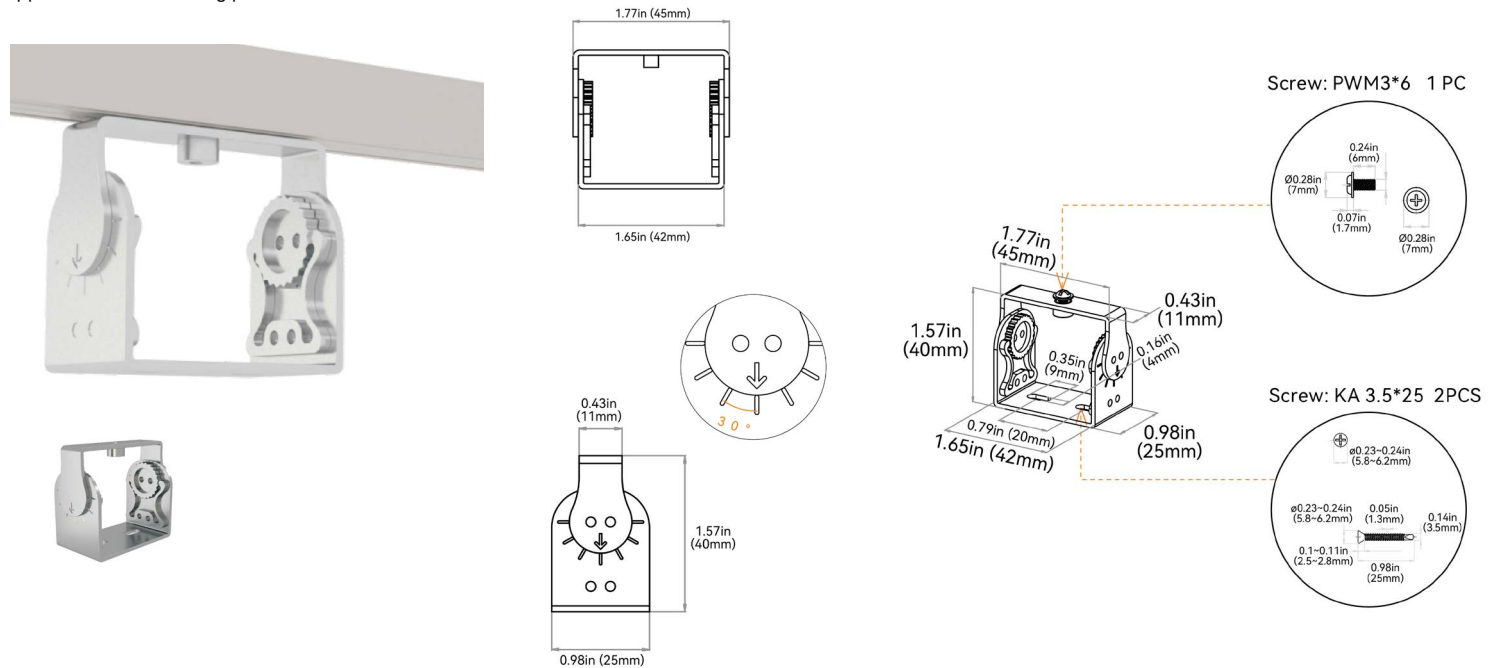
Applicable to all mounting profiles.



G

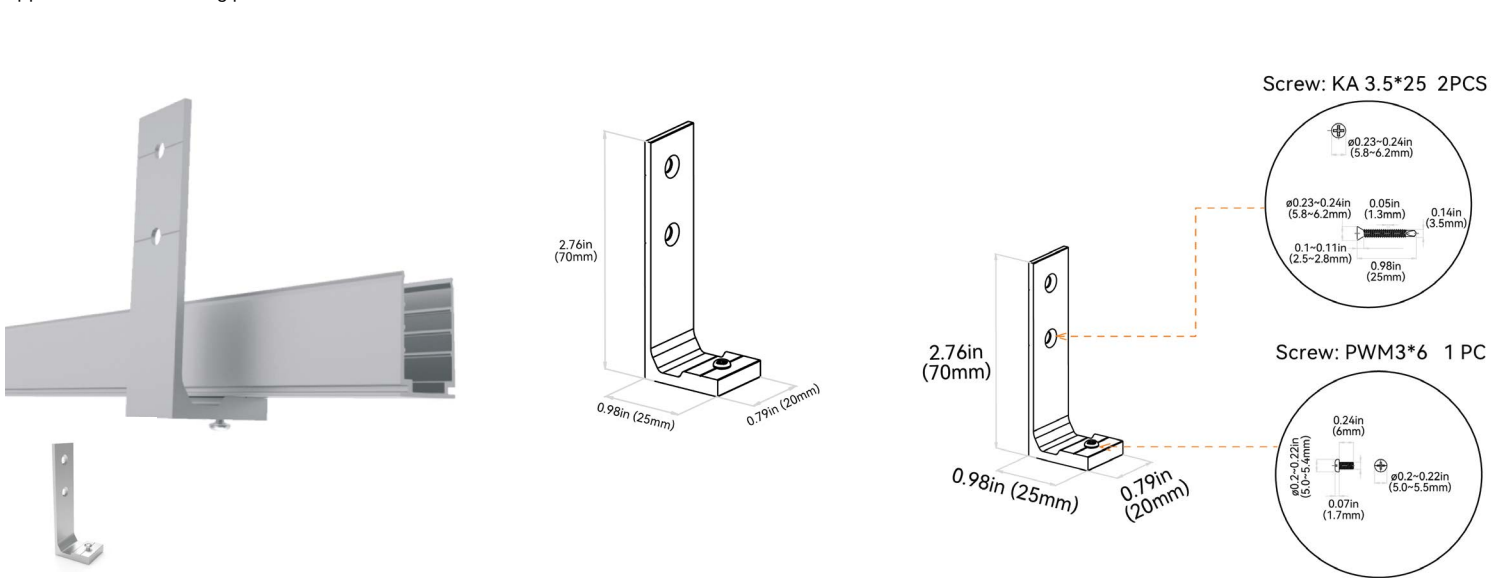
ROTARY BRACKET

Applicable to all mounting profiles.



SIDE MOUNTING BRACKET

Applicable to all mounting profiles.

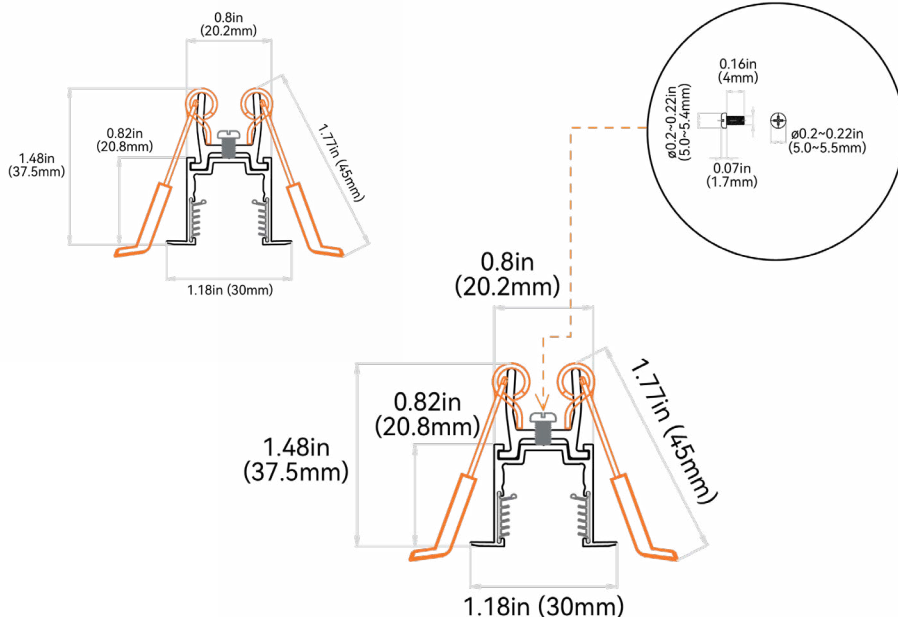


Indoor & Outdoor Rated Linear Flex Profile - Direct DMX-Pixel



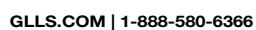
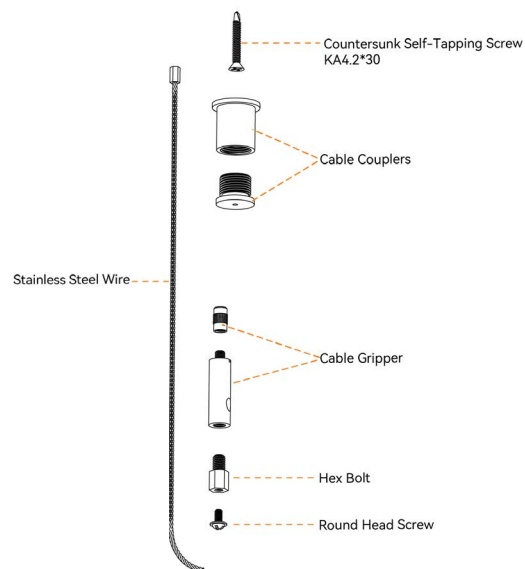
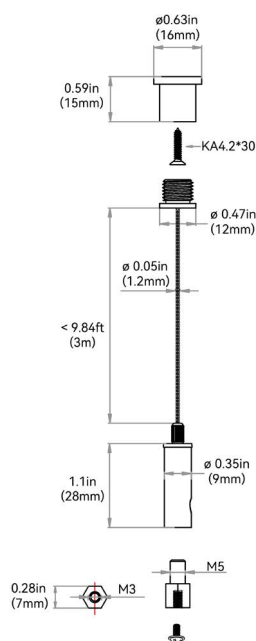
CEILING CLIP BRACKET

Applicable to aluminum profile - recessed - silicone grip



SUSPENDED WIRE

Applicable to Aluminum Profile - Silicone Grip. 2 kits of stainless steel wires for 39.37in (1000mm) of profile & 3 kits of stainless steel wires for 78.74in (2000mm) of profile.



GLLS reserves the right to make any design changes for continuous improvement which will not affect the overall appearance or performance. REV. 20250829

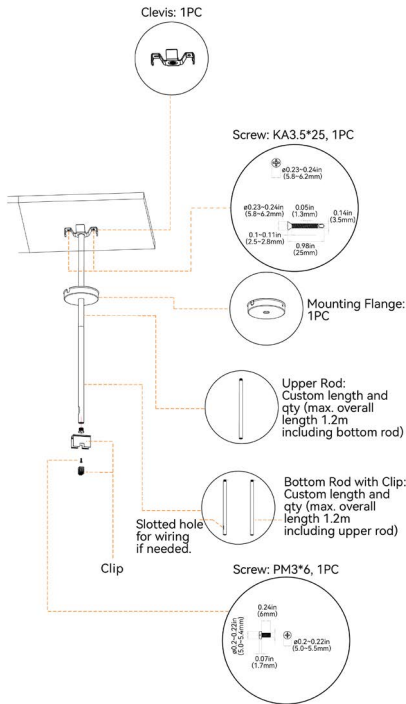
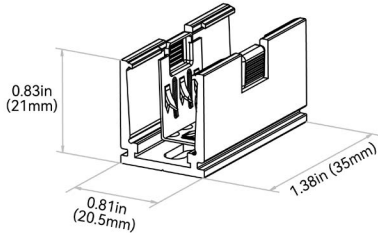
VIVID WAVE: SILICONE - 24V

Indoor & Outdoor Rated Linear Flex Profile - Direct DMX-Pixel



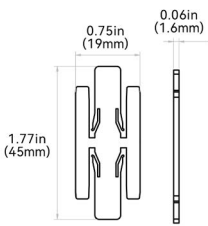
G

SUSPENDED MOUNTING CLIP + ROD



ALIGNMENT BRACKET - ALUMINUM BASIC

Applicable to aluminum basic



ALIGNMENT BRACKET - ALUMINUM SILICONE GRIP

Applicable to aluminum silicone grip

