

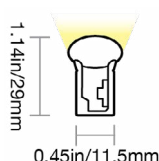


LINE VOLTAGE S270: PVC - 120V

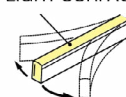
Indoor & Outdoor Rated Linear Flex Profile - Static Whites & Colors



PROFILE CAPABILITIES



LIGHT SURFACE



SIDE BENDING

MIN BENDING
DIAMETER



4.72IN (120MM)

CERTIFICATIONS & FEATURES



TEMPERATURES

AMBIENT OPERATING TEMPERATURE:

-4°F to 95°F (-20°C to 35°C)

AMBIENT INSTALLATION TEMPERATURE:

41°F to 95°F (5°C to 35°C)

FIXTURE STORAGE TEMPERATURE:

-4°F to 140°F (-20°C to 60°C)

MAX MOUNTING SURFACE TEMPERATURE:

140°F (60°C)

HUMIDITY (NON-CONDENSING):

0-95%

THERMAL MANAGEMENT:

Free Air Convection

FIXTURE ORDER CODE

E		A				B		
INPUT CONNECTORS	SERIES	MATERIAL	PROFILE	BENDING	JACKET/BASE + LENS COLOR	LED FUNCTION	LED COLOR	CHIP + CRI
See Page 6 to select input connector	E = Line Voltage	2 = PVC	D = S270	1 - Side	W = White + Diffused	1 = Static	A = Amber B = Blue C = Green E = Red H = 2200K J = 2700K L = 3000K M = 3500K N = 4000K Q = 5700K	1 = Epistar SMD LED Chip Colors 2 = Epistar SMD LED Chip + CRI80 Whites
C		D	E		F		G	
POWER	VOLTAGE + CIRCUIT TYPE	ORDER UNIT LENGTH*	OUTPUT CONNECTOR		MOUNTING PROFILE		MOUNTING ACCESSORIES	POWER SUPPLIES & CONTROLS:
D = 2.43W/ft (8W/m) Red Amber G = 3.66W/ft (12W/m) Blue Green Whites	2C = 24V DC CC	F = 3.28in (83.3mm) Blue Green Whites H = 4.92in (125mm) Red Amber	See Page 6 to select output connector		See Page 13 to select mounting profile		See Page 19 to select accessory	By Others By GLLS

Note: Maximum IP and IK ratings achievable with appropriate accessories.

LINE VOLTAGE S270: PVC - 120V

Indoor & Outdoor Rated Linear Flex Profile - Static Whites & Colors



A

MECHANICAL

ASSEMBLY

Fixtures are carefully assembled using high-quality components to ensure durability and performance. Each unit is built to meet strict specifications, with attention to electrical safety, thermal management, and optical alignment.

OVERALL & CUTTING LENGTHS

Fixtures feature defined overall lengths and specific cutting increments for easy customization. Cutting must be done at marked points to maintain proper function and consistent light output.

JACKET COLOR

The white or color jackets, with diffused white or color lens covers provide a clean, uniform appearance while softening light output for reduced glare. It enhances visual comfort and delivers smooth, even illumination ideal for architectural and display applications.

BENDING RADIUS

Do not bend smaller than allowed minimum bend diameter, or may cause damage to the light & void warranty.

OPERATION

LIGHT ENGINE

Static Pulse Width Modulation (PWM) light engines deliver stable, flicker-free light at a fixed brightness. They offer consistent color and reliable performance for long-term applications.

ELECTRICAL

Designed to meet UL, CE, and RoHS standards, they feature overload, overvoltage, and short-circuit protection, along with low EMI and efficient thermal management for safe, reliable operation.

DIMMING

Dimming controls for 24V Static PWM systems include 0-10V, RDM DMX, and DALI protocols. These options allow smooth, flicker-free dimming while maintaining consistent color and performance across fixtures.

GENERAL

WARRANTY

Limited 5-Year Warranty against defects in materials and manufacturing. Coverage applies to properly installed and maintained products. Damage from misuse or improper installation is not covered. GLLS may repair, replace, or issue credit for eligible claims.

LUMEN MAINTENANCE

GLLS static lighting fixtures are tested to IES LM-84 and projected with IES TM-28 to ensure consistent lumen maintenance. Fixtures are designed to retain at least 70% of their initial brightness (L70) over a 10-year lifespan when properly installed and operated.

CERTIFICATION

Tested to ETL1598 Class 2 by Underwriters Laboratory for use in the USA and Canada. Exceeds ANSI C78.377A, CE, and RoHS standards. Must be used under Class 2 ratings to maintain certification.

Report Reference #: 191001267SHA-001

TESTING

OPTICAL TESTING

TEST	RESULTS
Spectrum Analysis	IES LM 79 (Lumen, CCT, CRI, XY, SDCM, Wavelength)
Photometric Distribution	IES LM 79
Lumen Maintenance & Lifetime	IES LM 84 & IES TM28

TEMPERATURE TESTING

TEST	RESULTS
Normal Temperature Test	UL1598 & UL2388 & IEC60598-1 & IEC60598-2-21
Abnormal Operation Test	UL1598 & UL2388 & IEC60598-1 & IEC60598-2-21

ENVIRONMENTAL TESTING

TEST	RESULTS
Salt Water Immersion	IEC60598-1, Saltinity 4%
Salt Spray Test	IEC60068-2-11
Outdoor Exposure	Manufacturer-defined
Flame Resistance	UL94
UV Exposure	ASTMG 154, ISO 4892-3, UVA @ 340nm & 55
IPX8	EN 60598-1: 2015+A1:2018 Clause 9.2.2 & 9.2.8
Temperature Shock(Silicone)	Manufacturer-defined, -40°C - 60°C (typical temperature range)
Constant Temperature	Manufacturer-defined
12mm Needle Flame Test (Silicone)	IEC60695-11-5
650 Glow-wire Test (Silicone)	IEC60695-2-10

DURABILITY TESTING

TEST	RESULTS
Bending Test	Manufacturer-defined, 500 cycles
Tensile Test	Manufacturer-defined, > The weight of light in max.
Twist Test	Manufacturer-defined, >200 cycles
Ball Impact	UL1598 & UL2388 & IEC60598-1 & IEC60598-2-21
IK	IEC62262



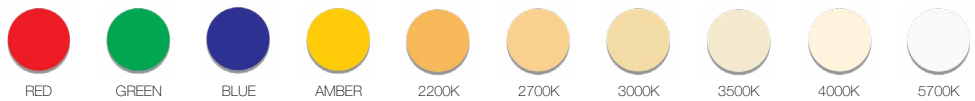
LINE VOLTAGE S270: PVC - 120V

Indoor & Outdoor Rated Linear Flex Profile - Static Whites & Colors



B

LED COLORS



FIXTURE SPECIFICATIONS & OPTICAL PARAMETERS - WHITE JACKET + DIFFUSED LENS

COLOR	LED CHIP + CRI	LED COUNT	1 CONNECTOR FULL/DYNAMIC	2 CONNECTORS FULL/DYNAMIC	FIXTURE COLOR TOLERANCE	WAVELENGTH/ CCT	LED CRI	LED COLOR TOLERANCE	LUMEN COUNT	LEGACY ORDER CODE
RED	Epistar SMD LED Chip	24 LEDs/ft (80 LEDs/m)	65.6ft (20m) / N/A	N/A / N/A	N/A	618-624 nm	N/A	3nm	76lm/ft (250lm/m)	NL11D1012WERED120J
GREEN	Epistar SMD LED Chip	25 LEDs/ft (84 LEDs/m)	65.6ft (20m) / N/A	N/A / N/A	N/A	522-528 nm	N/A	3nm	159lm/ft (520lm/m)	NL11D1012WEGRE120J
BLUE	Epistar SMD LED Chip	25 LEDs/ft (84 LEDs/m)	65.6ft (20m) / N/A	N/A / N/A	N/A	468-474 nm	N/A	3nm	27lm/ft (90lm/m)	NL11D1012WEBLU120J
AMBER	Epistar SMD LED Chip	24 LEDs/ft (80 LEDs/m)	65.6ft (20m) / N/A	N/A / N/A	N/A	588-594 nm	N/A	3nm	76lm/ft (250lm/m)	NL11D1012WEAMB120J
2200K	Epistar SMD LED Chip + CRI80	25 LEDs/ft (84 LEDs/m)	65.6ft (20m) / N/A	N/A / N/A	3 SDCM	2238 ± 102K	82-87	2.3SDCM	104lm/ft (340lm/m)	NL11D1012WE22K120J
2700K	Epistar SMD LED Chip + CRI80	25 LEDs/ft (84 LEDs/m)	65.6ft (20m) / N/A	N/A / N/A	3 SDCM	2725 ± 145K	82-87	2.3SDCM	128lm/ft (420lm/m)	NL11D1012WE27K120J
3000K	Epistar SMD LED Chip + CRI80	25 LEDs/ft (84 LEDs/m)	65.6ft (20m) / N/A	N/A / N/A	3 SDCM	3045 ± 175K	82-87	2.3SDCM	128lm/ft (420lm/m)	NL11D1012WE30K120J
3500K	Epistar SMD LED Chip + CRI80	25 LEDs/ft (84 LEDs/m)	65.6ft (20m) / N/A	N/A / N/A	3 SDCM	3465 ± 245K	82-87	2.3SDCM	128lm/ft (420lm/m)	NL11D1012WE35K120J
4000K	Epistar SMD LED Chip + CRI80	25 LEDs/ft (84 LEDs/m)	65.6ft (20m) / N/A	N/A / N/A	3 SDCM	3985 ± 275K	82-87	2.3SDCM	128lm/ft (420lm/m)	NL11D1012WE40K120J
5700K	Epistar SMD LED Chip + CRI80	25 LEDs/ft (84 LEDs/m)	65.6ft (20m) / N/A	N/A / N/A	3 SDCM	5669 ± 355K	82-87	2.3SDCM	128lm/ft (420lm/m)	NL11D1012WE57K120J

Note: Max run length is based on static full load unless otherwise noted for dynamic use. PVC products maintain ≤3 SDCM within a production run and <6 SDCM between production runs. Double Feeding is Prohibited.



LINE VOLTAGE S270: PVC - 120V

Indoor & Outdoor Rated Linear Flex Profile - Static Whites & Colors



C

POWER & VOLTAGE

COLOR	VOLTAGE + CIRCUIT TYPE	POWER CONSUMPTION
RED	120V AC	3.05W/ft (10W/m)
GREEN		
BLUE		
AMBER		
2200K		
2700K		
3000K		
3500K		
4000K		
5700K		

D

CUTTING INSTRUCTIONS

COLOR	ORDER UNIT (CUTTING UNIT)
RED	4.92in (125mm) (10 LEDs)
GREEN	3.28in (83.3mm) (7 LEDs)
BLUE	3.28in (83.3mm) (7 LEDs)
AMBER	4.92in (125mm) (10 LEDs)
2200K	3.28in (83.3mm) (7 LEDs)
2700K	3.28in (83.3mm) (7 LEDs)
3000K	3.28in (83.3mm) (7 LEDs)
3500K	3.28in (83.3mm) (7 LEDs)
4000K	3.28in (83.3mm) (7 LEDs)
5700K	3.28in (83.3mm) (7 LEDs)



LINE VOLTAGE S270: PVC - 120V

Indoor & Outdoor Rated Linear Flex Profile - Static Whites & Colors



E

COMPATIBLE CONNECTORS

INPUT - 01

INPUT CONNECTOR TYPE	INPUT ORIENTATION + TYPE	INPUT CABLE LENGTH (LEAD WIRE)
----------------------	--------------------------	--------------------------------

OUTPUT - 02

OUTPUT CONNECTOR TYPE	OUTPUT ORIENTATION + TYPE	OUTPUT CABLE LENGTH (LEAD WIRE)
5 = 120V Connector (Fuse + Screw)	J = End Exit Extensible K = Side Exit Extensible M = Bottom Exit Extensible N = End Exit Non-Extensible O = Side Exit Non-Extensible Q = Bottom Exit Non-Extensible S = Fuse I = End Cap T = N/A	1 = 0.98ft (0.3m) 2 = 3.28ft (1m) 3 = 9.84ft (3m) 4 = 16ft (5m) 5 = 32.81ft (10m) 8 = N/A X = Custom

LEGACY CONNECTOR ORDER CODE

XX	11D	1	01	XX	XX	X	XX	XXX	X
PRODUCT TYPE	PROFILE	BENDING	LIGHT EMITTING	FUNCTIONALITY	CONNECTOR TYPE	FIXTURE END	EXIT TYPE	LENGTH	
FA = Factory Accessories	11D = S270	1 = Side	01 = 11D	2W = Static 0W = For End Cap	SX = Line Voltage	EB = Extensible Bottom EE = Extensible End ES = Extensible Side NB = Non-Extensible Bottom NE = Non-Extensible End NS = Non-Extensible Side	EN = End BO = Bottom SL = Side Left SR = Side Right EC = End Cap	0M3 = 0.98ft (30cm) 01M = 3.28ft (1m) 03M = 9.84ft (3m) 05M = 16ft (5m) 10M = 32.81ft (10m) 000 = For End Cap	P = Power or For End Cap



LINE VOLTAGE S270: PVC - 120V

Indoor & Outdoor Rated Linear Flex Profile - Static Whites & Colors



E

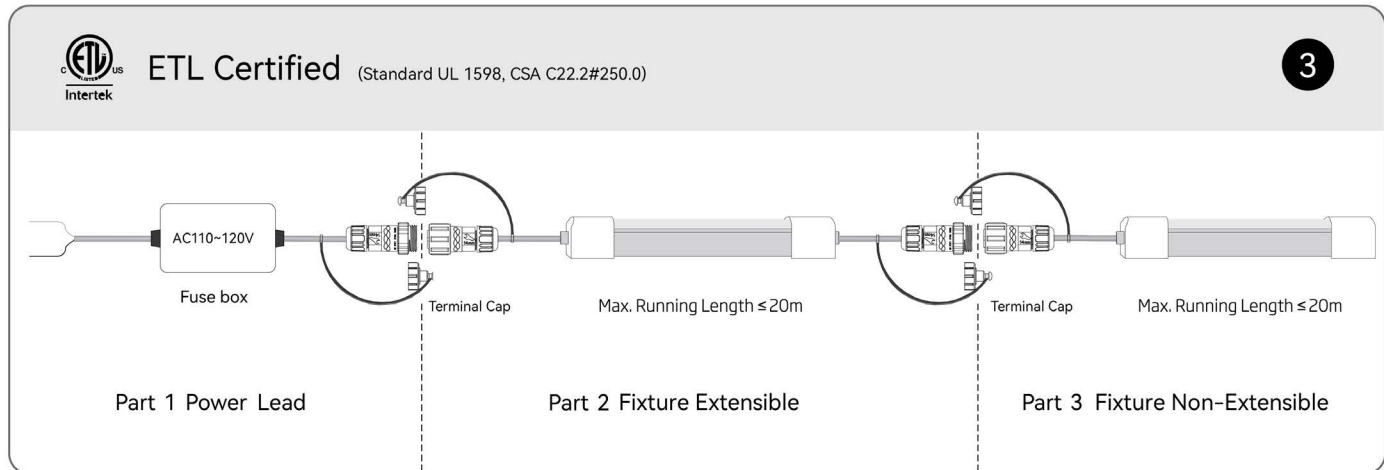
120V CONNECTOR



NOTES:

1. Connector Tolerance ± 0.02 in (0.5mm)
2. Do not apply force to the feed cable
3. Ensure Max. Cable Lengths are followed according to wire gage to avoid voltage drop.
4. The products will be made and preassembled in compliance with the required certificate and lengths, and any cutting or disassembly on site is forbidden.
5. Attention should be paid that all unconnected female connectors shall be sealed with terminal caps.

IP65, ETL certified based on UL 1598, CSA C22.2#250.0, the AC110~120V Fuse Box Power Lead (Part 1) is engineered for certified power distribution systems, designed to meet stringent safety and regulatory requirements. It interfaces seamlessly with Part 2, a precision extension assembly featuring dual high-voltage injection-moulded front connectors with integrated male and female terminations, enabling secure modular chaining and minimizing electrical resistance across connections. Part 3 offers the same injection-moulded high-voltage front connector interface (identical cable entry to Part 2) and is configured with a female connector and protective end cap for safe, certified line termination. All components are constructed with high-dielectric materials, precision moulded housings, and certified connection geometry to ensure mechanical durability.

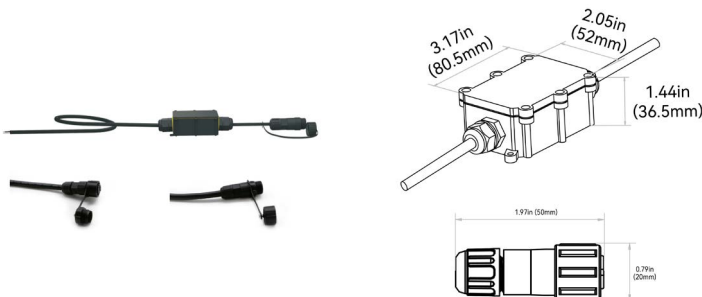


PART 1: Three types of certifications are optional. Please connect this part with Part 2 or Part 3 according to the specific certification of the product.

PART 2: The both ends are attached with high voltage injection-moulded front connectors and respectively equipped with male and female connectors, which can be used as an extension for Part 1.

PART 3: The both ends are attached with high voltage injection-moulded front connector (same cable entry as Part 2) equipped with female connector and end cap respectively. The overall IP rating is secured up to IP65 after the assembly is finished.

FUSE + POWER LEAD + BARREL CONNECTORS: 5-S-#



1. It's SJTW cable with 18AWG*2 wires inside. 4.6ft (1.4m) and 0.98ft (0.3m) standard cable lengths before and after the fuse box correspondingly, and custom cable length is optional, while total length of cable and light shall be within 137.8ft (42m) considering the voltage drop.
2. Fuse box is connected with junction box and light at both ends.
3. It's forbidden to open the fuse box in the process of installation and use.
4. The tolerance is ± 0.08 in (2mm).
5. For plug and play cable junction IP65



GLLS.COM | 1-888-580-6366

GLLS reserves the right to make any design changes for continuous improvement which will not affect the overall appearance or performance. REV. 20250911

LINE VOLTAGE S270: PVC - 120V

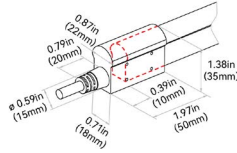
Indoor & Outdoor Rated Linear Flex Profile - Static Whites & Colors



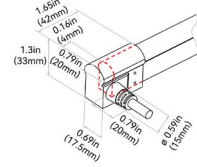
E

120V CONNECTOR - EXTENSIBLE

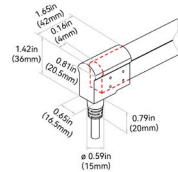
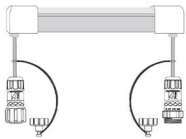
END EXIT EXTENSIBLE: 5-J-#



SIDE EXIT EXTENSIBLE: 5-K-#



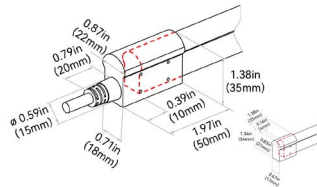
BOTTOM EXIT EXTENSIBLE: 5-M-#



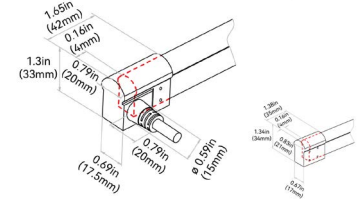
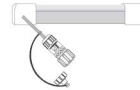
1. Out of the convenience of installation and maintenance, max. delivery length is 65.6ft (20m) each light, and up to 131.2ft (40m) in series connection.
2. It's SJTW cable with 18AWG*2 wires inside. 0.98ft (0.3m) standard or custom cable length is optional, while total length of cable and light shall be within 137.8ft (42m) considering the voltage drop.
3. Please seal the last connector by the terminal cap to make it waterproof.
4. Three types of cable entry including End, Side, and Bottom are available.

120V CONNECTOR - NON-EXTENSIBLE

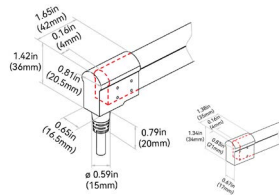
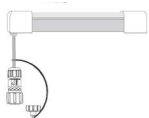
END EXIT NON-EXTENSIBLE: 5-N-#



SIDE EXIT NON-EXTENSIBLE: 5-O-#



BOTTOM EXIT NON-EXTENSIBLE: 5-Q-#



1. Out of the convenience of installation and maintenance, max. delivery length is 65.6ft (20m) each light.
2. It's SJTW cable with 18AWG*2 wires inside. 0.98ft (0.3m) standard or custom cable length is optional, while total length of cable and light shall be within 137.8ft (42m) considering the voltage drop.
3. Three types of cable entry including End, Side, and Bottom are available.



LINE VOLTAGE S270: PVC - 120V

Indoor & Outdoor Rated Linear Flex Profile - Static Whites & Colors



F

MOUNTING PROFILES

MOUNTING PROFILE TYPE	STANDARD LENGTH	PROFILE	COLOR
A1 = Aluminum Basic	2 = 1.38in (35mm) 3 = 19.68in (500mm) 5 = 39.37in (1000mm) 6 = 78.74in (2000mm)	D = S270	1 = Standard
A2 = Aluminum Recessed	2 = 1.38in (35mm) 3 = 19.68in (500mm) 5 = 39.37in (1000mm) 6 = 78.74in (2000mm)		
A3 = Aluminum Recessed Silicone Grip	1 = 0.79in (20mm) 3 = 19.68in (500mm) 5 = 39.37in (1000mm) 6 = 78.74in (2000mm)		
A4 = Aluminum Silicone Grip	1 = 0.79in (20mm) 3 = 19.68in (500mm) 5 = 39.37in (1000mm) 6 = 78.74in (2000mm)		
A5 = Aluminum Flexible	3 = 19.68in (500mm) 5 = 39.37in (1000mm)		
A8 = Aluminum Raceway	3 = 19.68in (500mm) 5 = 39.37in (1000mm) 6 = 78.74in (2000mm)		
A9 = Aluminum Raceway Suspended	3 = 19.68in (500mm) 5 = 39.37in (1000mm) 6 = 78.74in (2000mm)		
P1 = Plastic Reinforced	2 = 1.38in (35mm) 3 = 19.68in (500mm) 5 = 39.37in (1000mm) 6 = 78.74in (2000mm)		
C1 = Silicone Flexible	B = 4.33in (110mm) C = 7.87in (200mm) 3 = 19.68in (500mm) 5 = 39.37in (1000mm)		2 = Black 3 = White 0 = Custom
S1 = Stainless Steel Clips	2 = 1.38in (35mm)		1 = Standard

LINE VOLTAGE S270: PVC - 120V

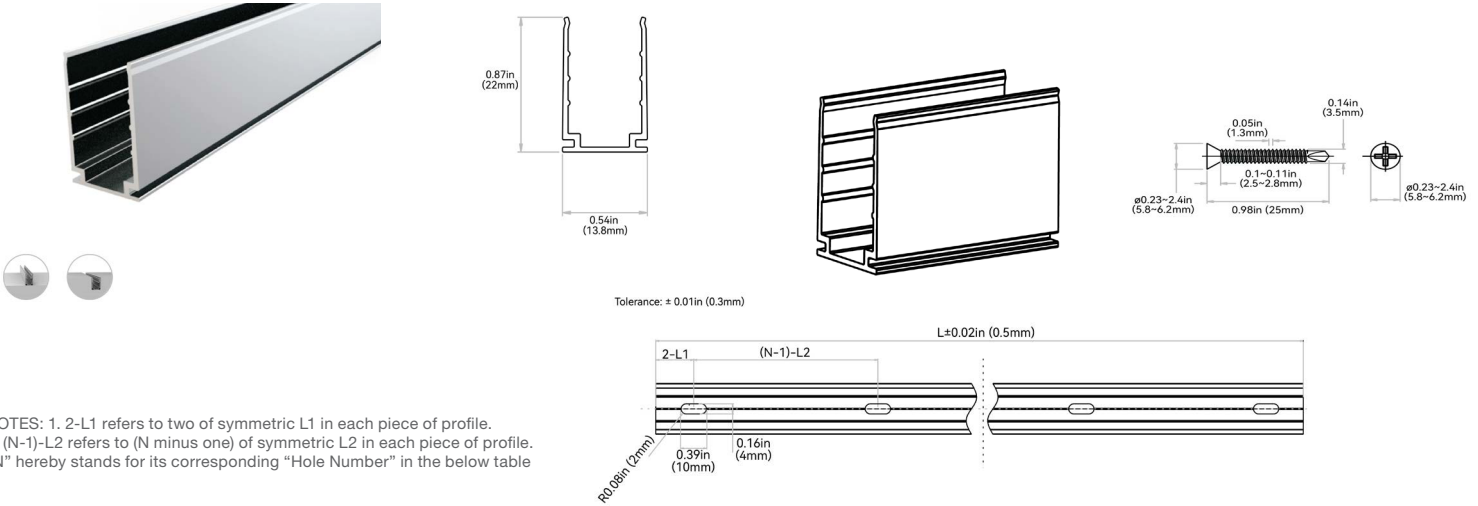
Indoor & Outdoor Rated Linear Flex Profile - Static Whites & Colors



F

ALUMINUM PROFILE - BASIC

High-quality 6063 aluminum with thin-wall, light-weight design to fit the fixture tightly. It is deformation and rust resistant, and cost-effective. Please refer to install manual for proper installation practices..

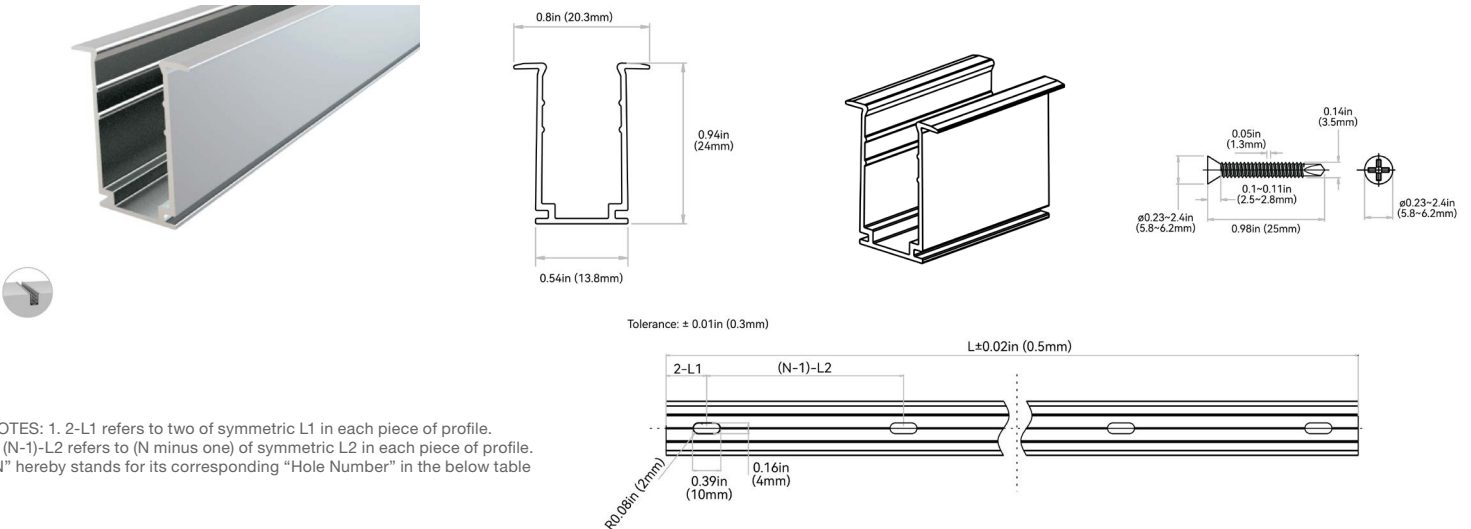


NOTES: 1. 2-L1 refers to two of symmetric L1 in each piece of profile.
2. (N-1)-L2 refers to (N minus one) of symmetric L2 in each piece of profile.
"N" hereby stands for its corresponding "Hole Number" in the below table

ORDER CODE	LEGACY CODE	STANDARD LENGTH	L1	L2	SLOTTED HOLE	HOLE #
A1-2-D-1	CL11RAL3C5SD	1.38in (35mm)	0.69in (17.5mm)	N/A	0.16"0.39in (4*10mm)	1
A1-3-D-1	CH11RAL0M5SD	19.68in (500mm)	1.97in (50mm)	7.87in (200mm)	0.16"0.39in (4*10mm)	3
A1-5-D-1	CH11RAL01MSD	39.37in (1000mm)	3.93in (100mm)	7.87in (200mm)	0.16"0.39in (4*10mm)	5
A1-6-D-1	CH11RAL02MSD	78.74in (2000mm)	3.93in (100mm)	7.87in (200mm)	0.16"0.39in (4*10mm)	10

ALUMINUM PROFILE - RECESSED

High-quality 6063 aluminum with thin-wall, light-weight design to fit the fixture tightly. Recommended on projects with lighting mounted recessed in a cavity so only the lens is shown. It is deformation and rust resistant, and cost-effective. Please refer to install manual for proper installation practices.



NOTES: 1. 2-L1 refers to two of symmetric L1 in each piece of profile.
2. (N-1)-L2 refers to (N minus one) of symmetric L2 in each piece of profile.
"N" hereby stands for its corresponding "Hole Number" in the below table

ORDER CODE	LEGACY ORDER CODE	STANDARD LENGTH	L1	L2	SLOTTED HOLE	HOLE #
A2-2-D-1	CL11RRA3C5SD	1.38in (35mm)	0.69in (17.5mm)	N/A	0.16"0.39in (4*10mm)	1
A2-3-D-1	CH11RRA0M5SD	19.68in (500mm)	1.97in (50mm)	7.87in (200mm)	0.16"0.39in (4*10mm)	3
A2-5-D-1	CH11RRA01MSD	39.37in (1000mm)	3.93in (100mm)	7.87in (200mm)	0.16"0.39in (4*10mm)	5
A2-6-D-1	CH11RRA02MSD	78.74in (2000mm)	3.93in (100mm)	7.87in (200mm)	0.16"0.39in (4*10mm)	10



LINE VOLTAGE S270: PVC - 120V

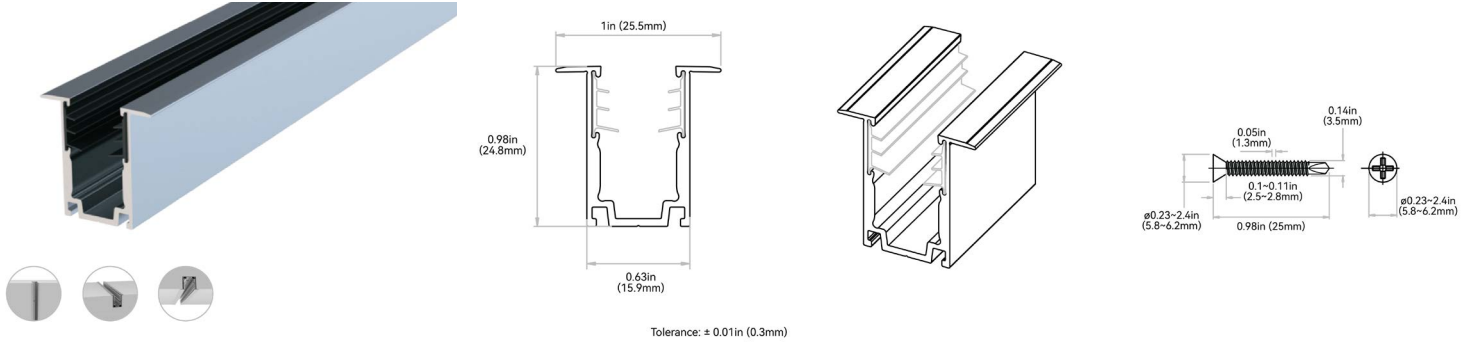
Indoor & Outdoor Rated Linear Flex Profile - Static Whites & Colors



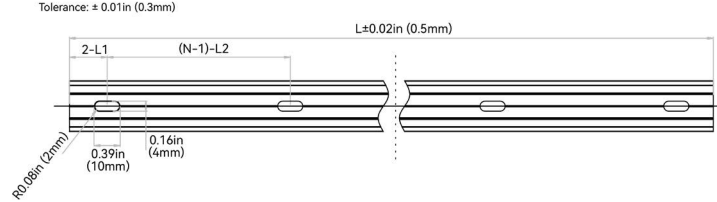
F

ALUMINUM PROFILE - RECESSED - SILICONE GRIP

High-quality 6063 aluminum with thin-wall, light-weight design to fit the fixture tightly. Includes a serrated silicone grip insert designed to hold fixture with additional force. Recommended on projects mounted upside down with lighting mounted recessed in a cavity so only the lens is shown. It is deformation and rust resistant, and cost-effective. Please refer to install manual for proper installation practices.



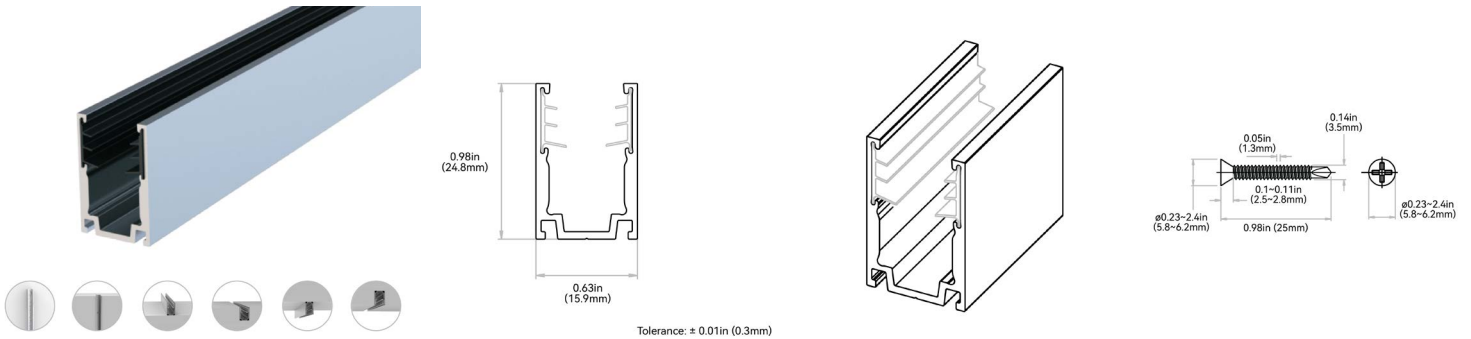
NOTES: 1. 2-L1 refers to two of symmetric L1 in each piece of profile.
2. (N-1)-L2 refers to (N minus one) of symmetric L2 in each piece of profile.
"N" hereby stands for its corresponding "Hole Number" in the below table



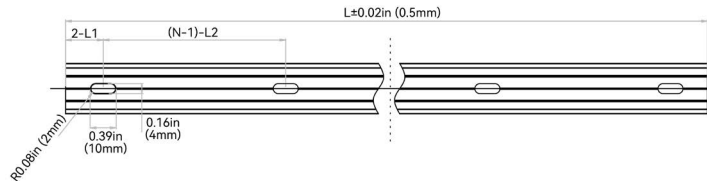
ORDER CODE	LEGACY ORDER CODE	STANDARD LENGTH	L1	L2	SLOTTED HOLE	HOLE #
A3-1-D-1	CL11RRA02CSE	0.79in (20mm)	0.39in (10mm)	N/A	0.16*0.39in (4*10mm)	1
A3-3-D-1	CH11RRA0M5SE	19.68in (500mm)	1.97in (50mm)	7.87in (200mm)	0.16*0.39in (4*10mm)	3
A3-5-D-1	CH11RRA01MSE	39.37in (1000mm)	3.93in (100mm)	7.87in (200mm)	0.16*0.39in (4*10mm)	5
A3-6-D-1	CH11RRA02MSE	78.74in (2000mm)	3.93in (100mm)	7.87in (200mm)	0.16*0.39in (4*10mm)	10

ALUMINUM PROFILE - SILICONE GRIP

High-quality 6063 aluminum with thin-wall, light-weight design. Includes a serrated silicone grip insert designed to hold fixture with additional force. Recommended on projects mounted upside down. It is deformation and rust resistant, and cost-effective. Please refer to install manual for proper installation practices.



NOTES: 1. 2-L1 refers to two of symmetric L1 in each piece of profile.
2. (N-1)-L2 refers to (N minus one) of symmetric L2 in each piece of profile.
"N" hereby stands for its corresponding "Hole Number" in the below table



ORDER CODE	LEGACY ORDER CODE	STANDARD LENGTH	L1	L2	SLOTTED HOLE	HOLE #
A4-1-D-1	CL11RAL02CSE	0.79in (20mm)	0.39in (10mm)	N/A	0.16*0.39in (4*10mm)	1
A4-3-D-1	CH11RAL0M5SE	19.68in (500mm)	1.97in (50mm)	7.87in (200mm)	0.16*0.39in (4*10mm)	3
A4-5-D-1	CH11RAL01MSE	39.37in (1000mm)	3.93in (100mm)	7.87in (200mm)	0.16*0.39in (4*10mm)	5
A4-6-D-1	CH11RAL02MSE	78.74in (2000mm)	3.93in (100mm)	7.87in (200mm)	0.16*0.39in (4*10mm)	10



LINE VOLTAGE S270: PVC - 120V

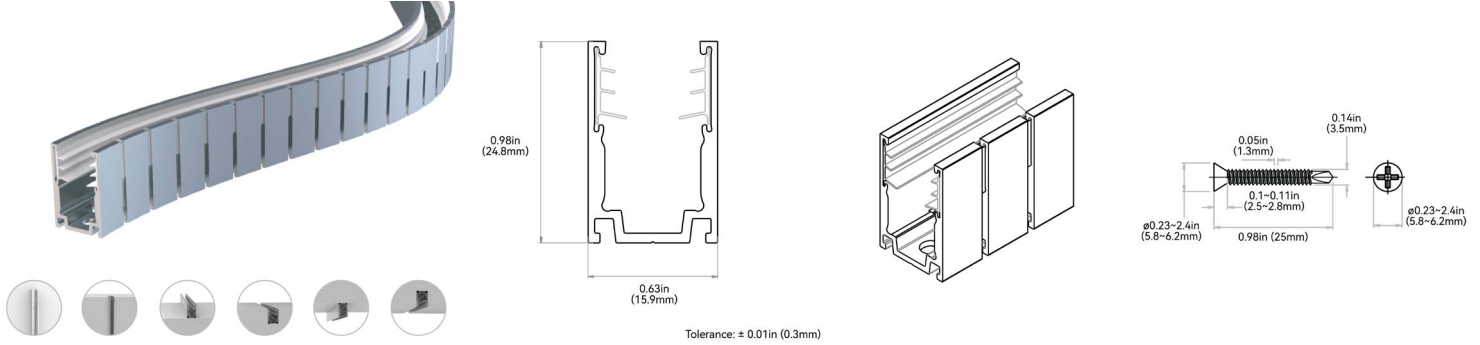
Indoor & Outdoor Rated Linear Flex Profile - Static Whites & Colors



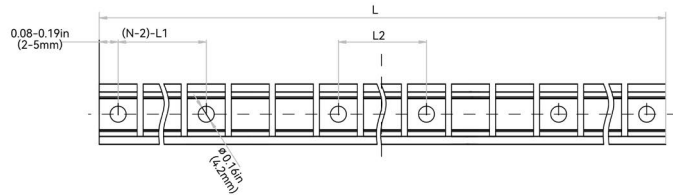
F

ALUMINUM PROFILE - FLEXIBLE

It is an expanded design of the flexible aluminum profile, and caters for the continuously streamlined aesthetics of curve shape. The secondary precision cutting process, not only maintains the advantage of clamping force, but also enables the two-way side bending directions with super shape memory. Please refer to install manual for proper installation practices.



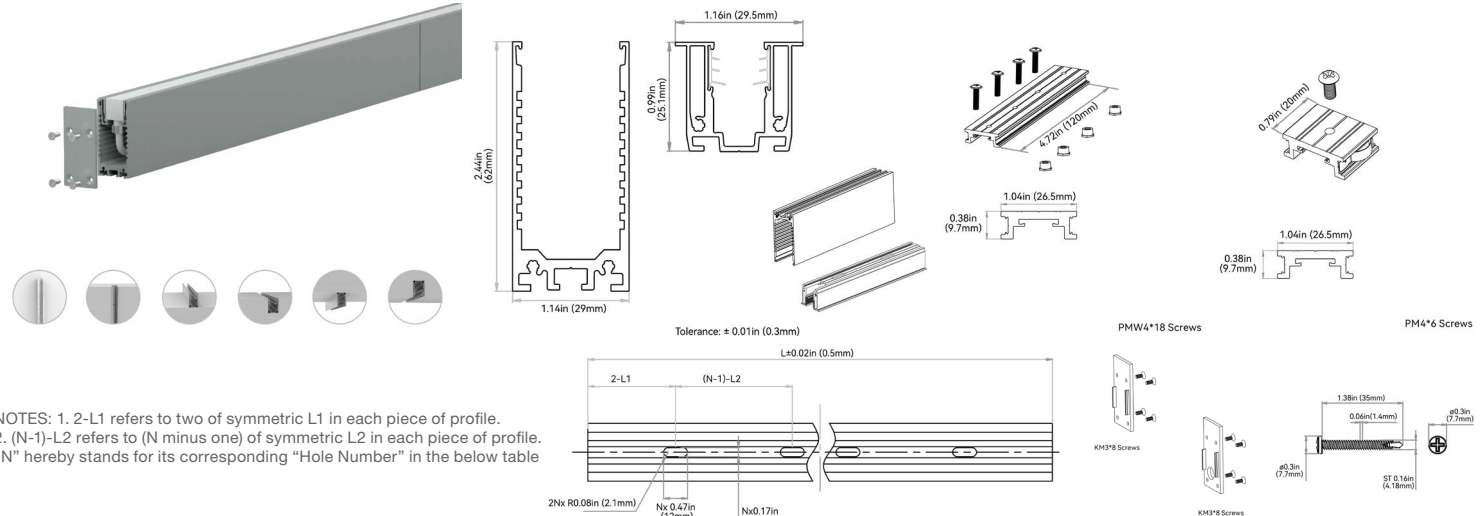
NOTES: 1. 2-L1 refers to two of symmetric L1 in each piece of profile.
2. (N-1)-L2 refers to (N minus one) of symmetric L2 in each piece of profile.
"N" hereby stands for its corresponding "Hole Number" in the below table



ORDER CODE	LEGACY ORDER CODE	STANDARD LENGTH	L1	L2	SLOTTED HOLE	HOLE #
A5-3-D-1	CH11FAL0M5SE	19.68in (500mm)	4.34in (110.3mm)	1.92in (48.9mm)	Ø 0.17in (4.2mm)	6
A5-5-D-1	CH11FAL01MSE	39.37in (1000mm)	4.59in (116.5mm)	3.89in (98.8mm)	Ø 0.17in (4.2mm)	10

ALUMINUM PROFILE - RACEWAY

High-quality 6063 thin-wall aluminum, light-weight design featuring hidden cables. The raceway space is enough to conceal seamless connectors with bottom feed and the general male/female connectors. It is superb for the facade where tidiness is required and the scenarios that lack of space for wiring. Please refer to install manual for proper installation practices.



NOTES: 1. 2-L1 refers to two of symmetric L1 in each piece of profile.
2. (N-1)-L2 refers to (N minus one) of symmetric L2 in each piece of profile.
"N" hereby stands for its corresponding "Hole Number" in the below table

ORDER CODE	LEGACY ORDER CODE	STANDARD LENGTH	L1	L2	SLOTTED HOLE	HOLE #
A8-3-D-1	CH11RAL0M5RS	19.68in (500mm)	1.97in (50mm)	7.87in (200mm)	0.18*0.47in (4.5*12mm)	3
A8-5-D-1	CH11RAL01MRS	39.37in (1000mm)	3.93in (100mm)	7.87in (200mm)	0.18*0.47in (4.5*12mm)	5
A8-6-D-1	CH11RAL02MRS	78.74in (2000mm)	3.93in (100mm)	7.87in (200mm)	0.18*0.47in (4.5*12mm)	10

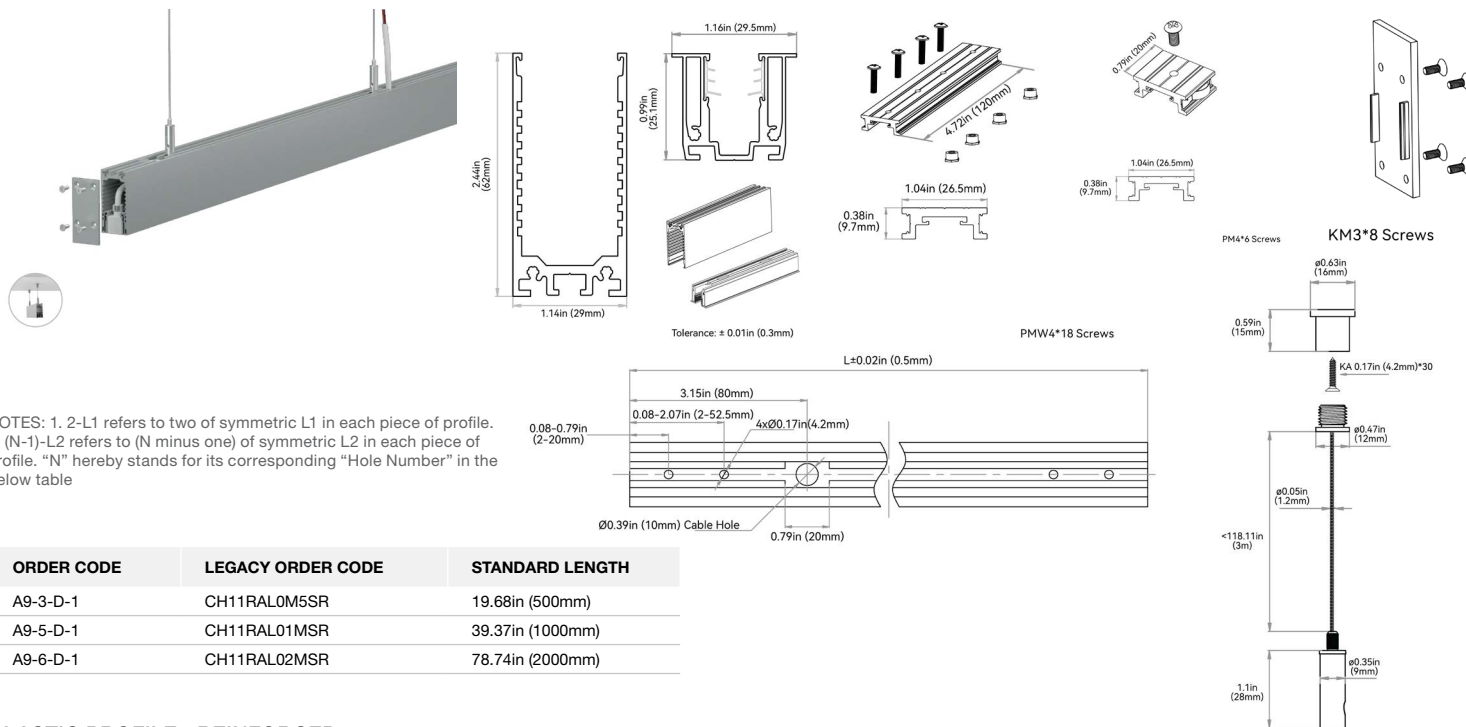


Indoor & Outdoor Rated Linear Flex Profile - Static Whites & Colors

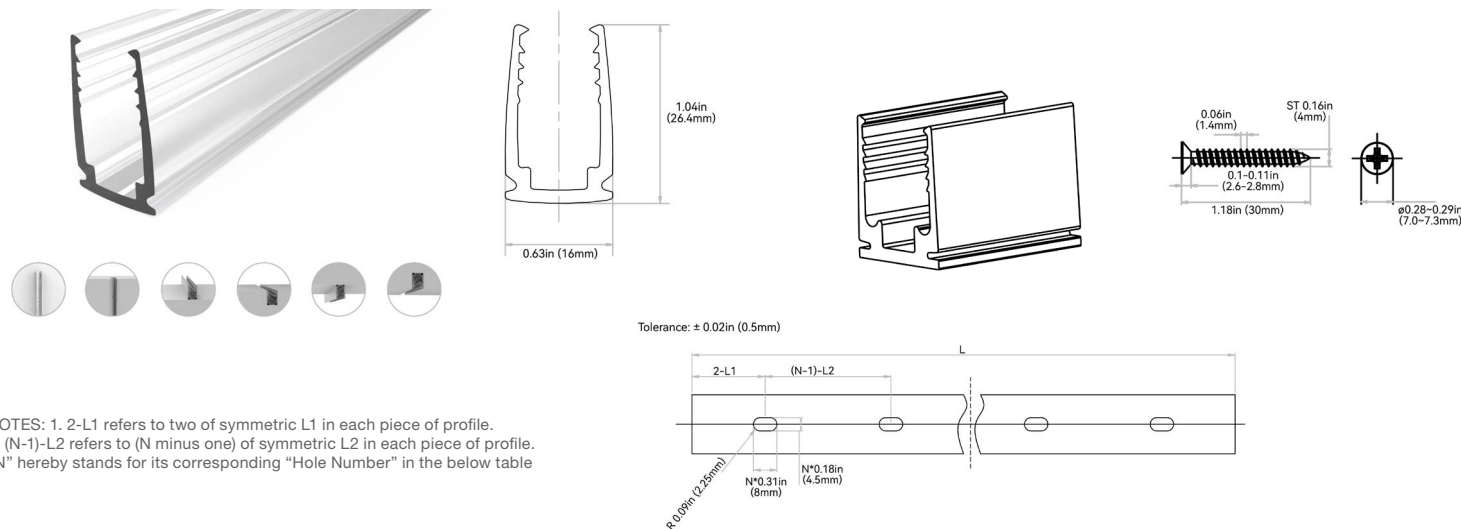


F

High-quality 6063 thin-wall aluminum, light-weight design featuring hidden cables and suspended by cables from the ceiling. The raceway space is enough to conceal seamless connectors with bottom feed and the general male/female connectors. It is superb for the facade where tidiness is required and the scenarios that lack of space for wiring. Please refer to install manual for proper installation practices.



High Quality rigid plastic designed to securely hold fixtures. Recommended for use in extreme environments susceptible to increased water/humidity (SPA's and pools). Please refer to install manual for proper installation practices.



ORDER CODE	LEGACY ORDER CODE	STANDARD LENGTH	L1	L2	SLOTTED HOLE	HOLE #
P1-2-D-1	CL11RTP3C5SD	1.38in (35mm)	0.69in (17.5mm)	N/A	0.18*0.31in (4.5*8mm)	1
P1-3-D-1	CH11RPL0M5SD	19.68in (500mm)	1.97in (50mm)	7.87in (200mm)	0.18*0.31in (4.5*8mm)	3
P1-5-D-1	CH11RPL01MSD	39.37in (1000mm)	3.93in (100mm)	7.87in (200mm)	0.18*0.31in (4.5*8mm)	5
P1-6-D-1	CH11RPL02MSD	78.74in (2000mm)	3.93in (100mm)	7.87in (200mm)	0.18*0.31in (4.5*8mm)	10



LINE VOLTAGE S270: PVC - 120V

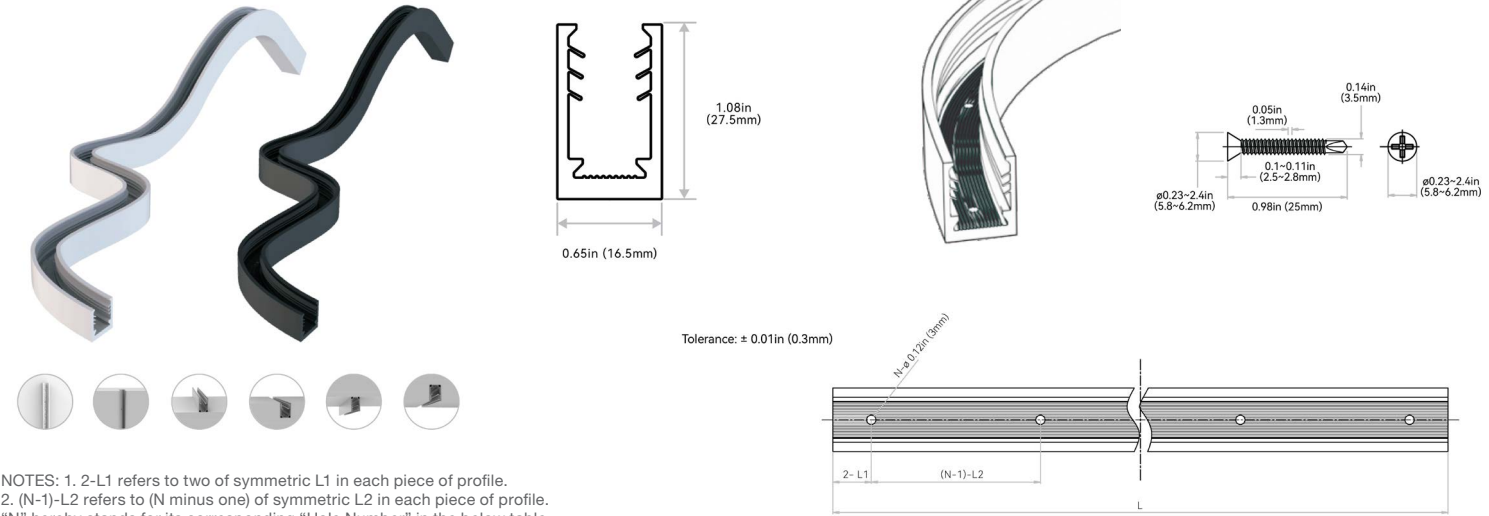
Indoor & Outdoor Rated Linear Flex Profile - Static Whites & Colors



F

SILICONE PROFILE - FLEXIBLE

An all-in-one mounting profile designed to unleash your creativity. This profile not only provides flexibility in installation methods, but also overcomes bending limitations by offering both top and side bending in a single profile. Fully encapsulated in UL-certified silicone, it excels in UV, weather, and corrosion resistance, making it suitable for underwater, high and low temperature environments. Elegant and square in appearance, it is available in black or white standard colors, or bespoke colors to blend in with the background. Supported by innovative serrated silicone fins, its clamping strength is strong enough to secure any installation method. Please refer to install manual for proper installation practices.

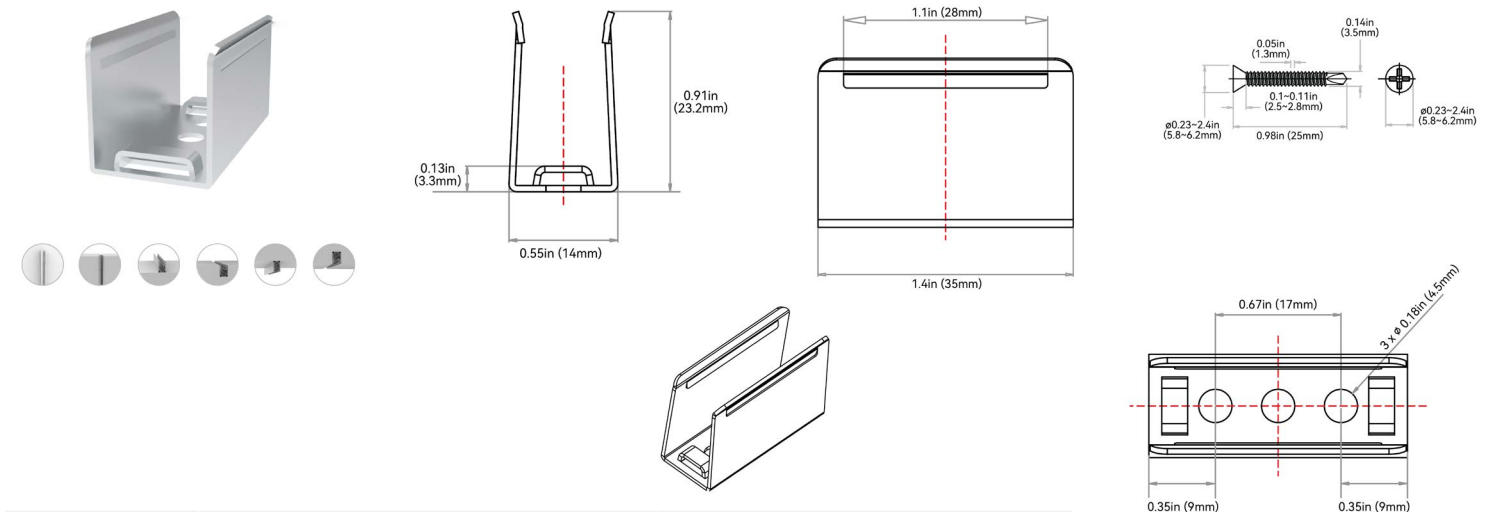


NOTES: 1. 2-L1 refers to two of symmetric L1 in each piece of profile.
2. (N-1)-L2 refers to (N minus one) of symmetric L2 in each piece of profile.
"N" hereby stands for its corresponding "Hole Number" in the below table

ORDER CODE	LEGACY ORDER CODE: WHITE	LEGACY ORDER CODE: BLACK	STANDARD LENGTH	L1	L2	SLOTTED HOLE	HOLE #
C1-B-D-X	CH11FAN1C1SEW	CH11FAN1C1SEB	4.33in (110mm)	0.46in (11.6mm)	3.48in (88.4mm)	Ø 0.12in (3mm)	2
C1-C-D-X	CH11FAN0M2SEW	CH11FAN0M2SEB	7.87in (200mm)	0.46in (11.6mm)	3.48in (88.4mm)	Ø 0.12in (3mm)	3
C1-3-D-X	CH11FAN0M5SEW	CH11FAN0M5SEB	19.68in (500mm)	1.14in (29mm)	3.48in (88.4mm)	Ø 0.12in (3mm)	6
C1-5-D-X	CH11FAN01MSEW	CH11FAN01MSEB	39.37in (1000mm)	0.54in (13.8mm)	3.48in (88.4mm)	Ø 0.12in (3mm)	12

STAINLESS STEEL PROFILE - CLIP

It uses grade 316 stainless steel with excellent property of deformation and rust resistance. The material makes it suitable for humid coastal surroundings and weak acid-base industrial environments that other mounting profiles can't accommodate. The structural design and material characteristics collectively ensure a tight clamping force. It's very convenient and reliable even for suspended installation in the curve shape. Please refer to install manual for proper installation practices.



ORDER CODE	LEGACY ORDER CODE	STANDARD LENGTH	SLOTTED HOLE	HOLE #
S1-2-D-1	CL11RSS3C5SD	1.38in (35mm)	Ø 0.18in (4.5mm)	3



GLLS.COM | 1-888-580-6366

GLLS reserves the right to make any design changes for continuous improvement which will not affect the overall appearance or performance. REV. 20250911

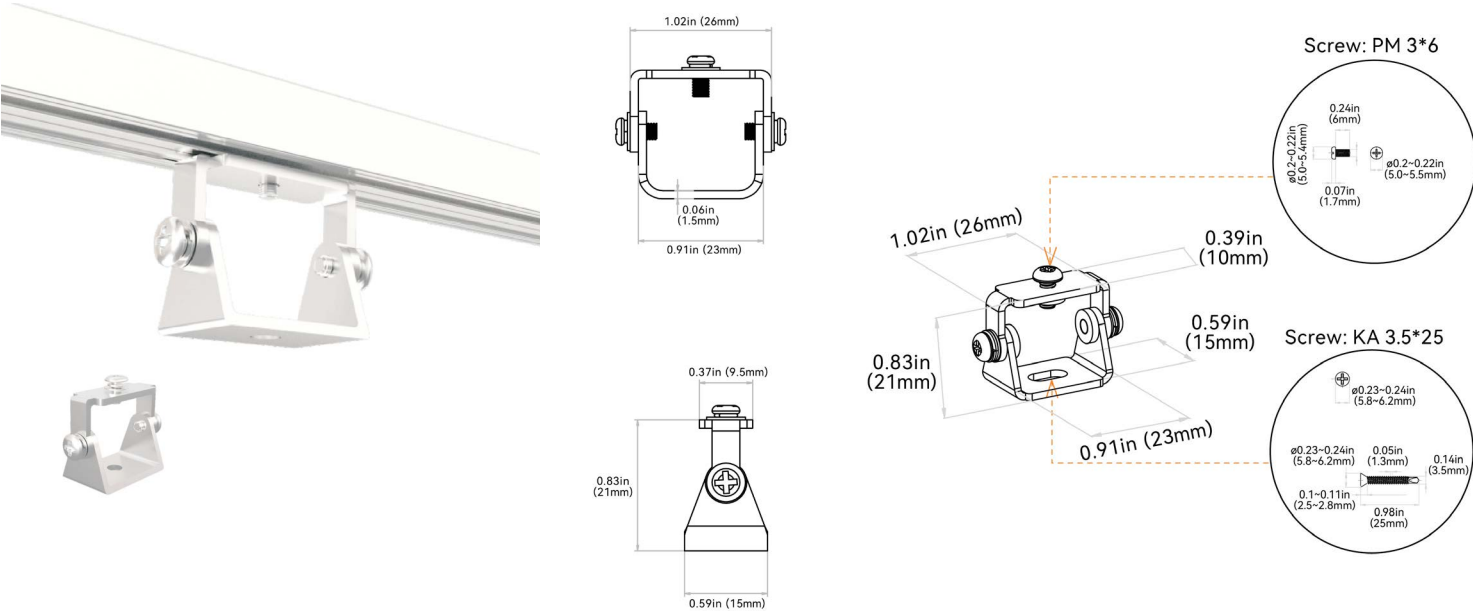
G

MOUNTING ACCESSORIES

MOUNTING ACCESSORY TYPE	PROFILE
MA1 = Pivot Bracket	D = S270
MA2 = Rotary Bracket	
MA3 = Side Bracket	
MA4 = Ceiling Clip	
MA5 - Suspended Rod + Clip	
MA6 = Suspended Wire Kit	
MA7 = Alignment Bracket - Aluminum Basic	
MA8 = Alignment Bracket - Aluminum Silicone Grip	

PIVOT BRACKET

Applicable to all mounting profiles.



LINE VOLTAGE S270: PVC - 120V

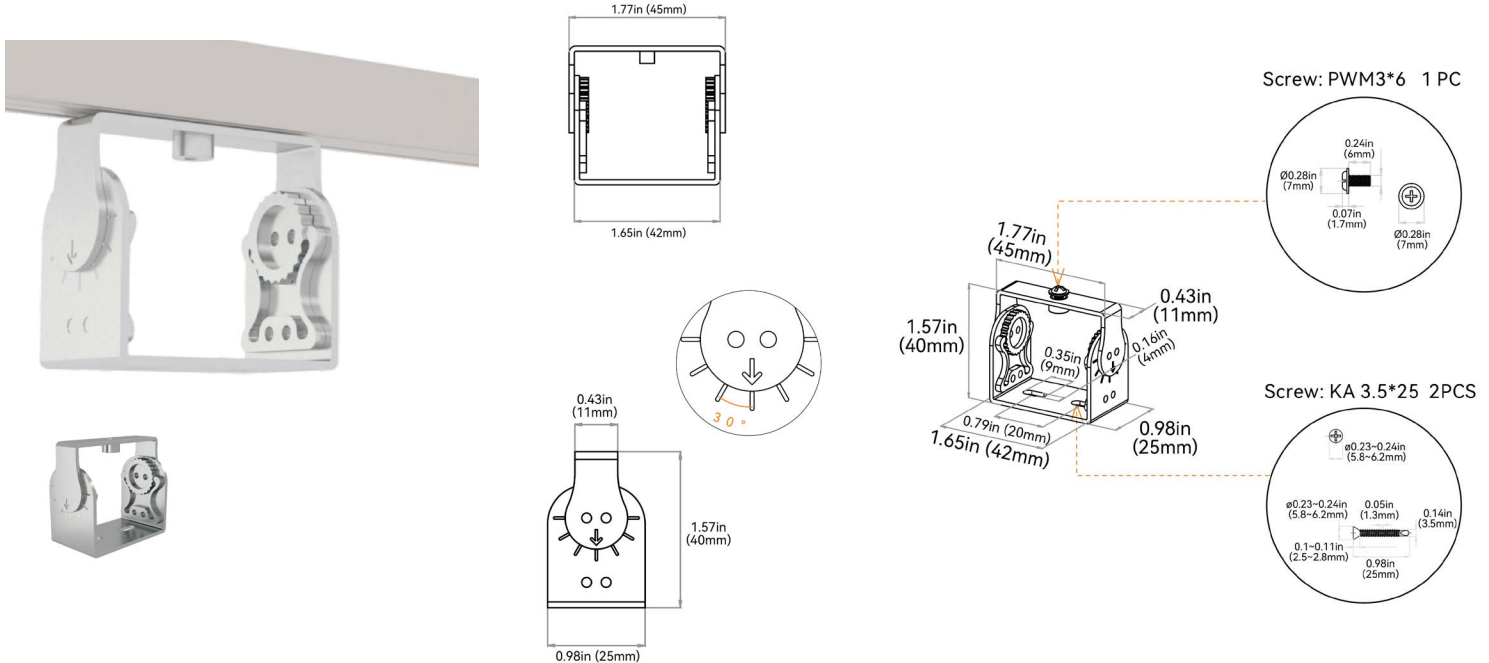
Indoor & Outdoor Rated Linear Flex Profile - Static Whites & Colors



G

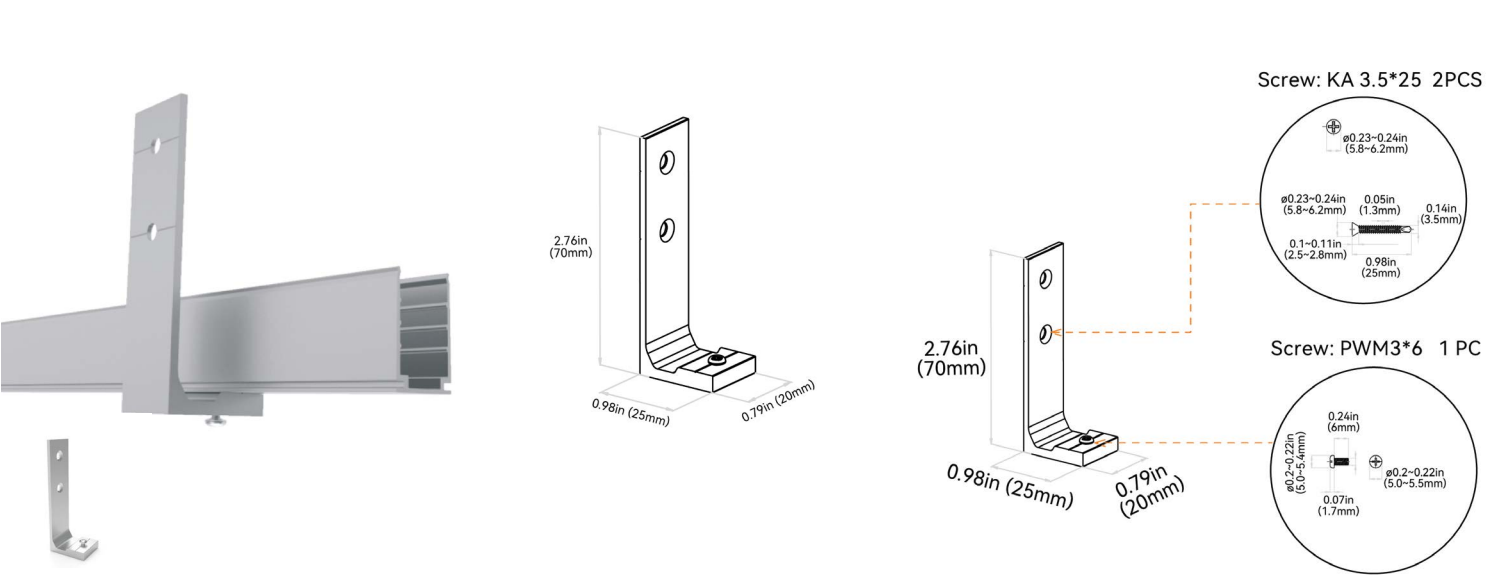
ROTARY BRACKET

Applicable to all mounting profiles.



SIDE MOUNTING BRACKET

Applicable to all mounting profiles.



LINE VOLTAGE S270: PVC - 120V

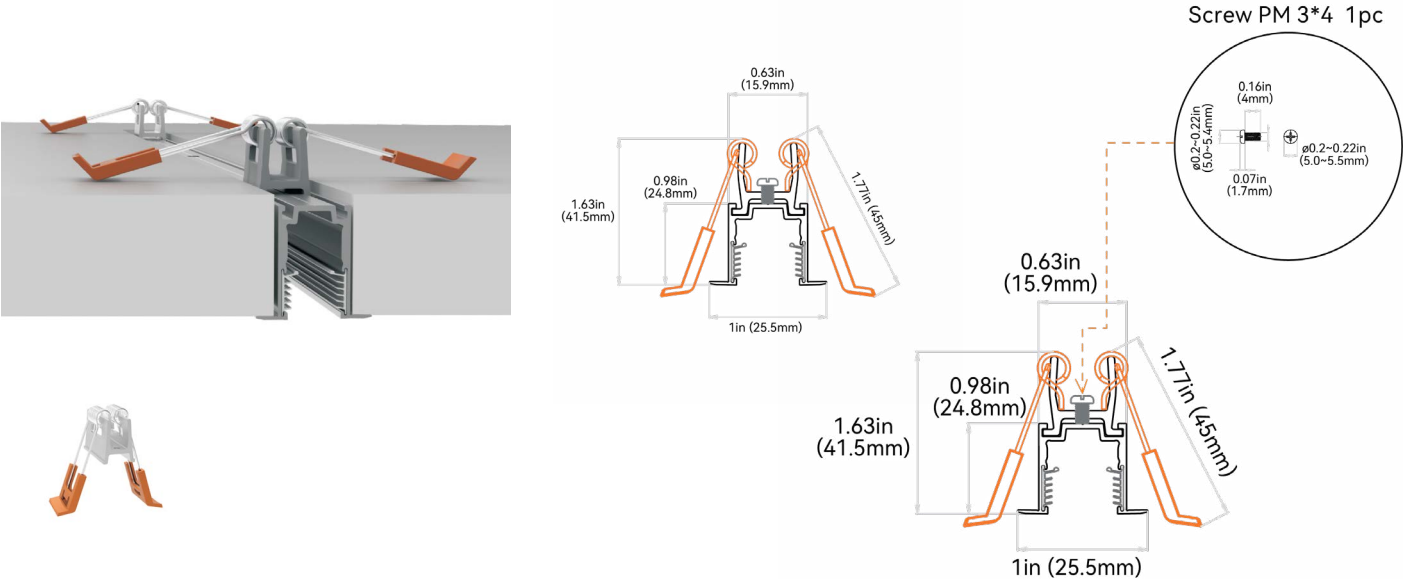
Indoor & Outdoor Rated Linear Flex Profile - Static Whites & Colors



G

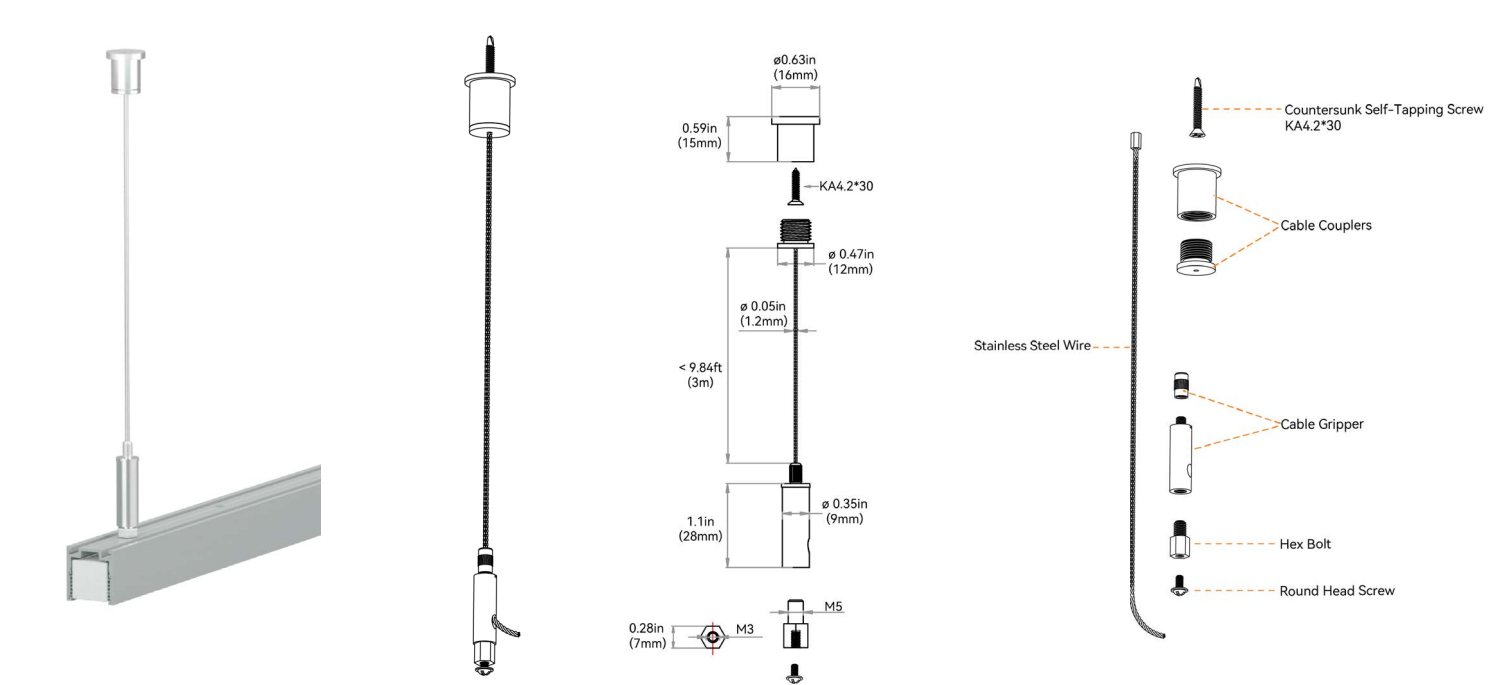
CEILING CLIP BRACKET

Applicable to aluminum profile - recessed - silicone grip



SUSPENDED WIRE

Applicable to Aluminum Profile - Silicone Grip. 2 kits of stainless steel wires for 39.37in (1000mm) of profile & 3 kits of stainless steel wires for 78.74in (2000mm) of profile.



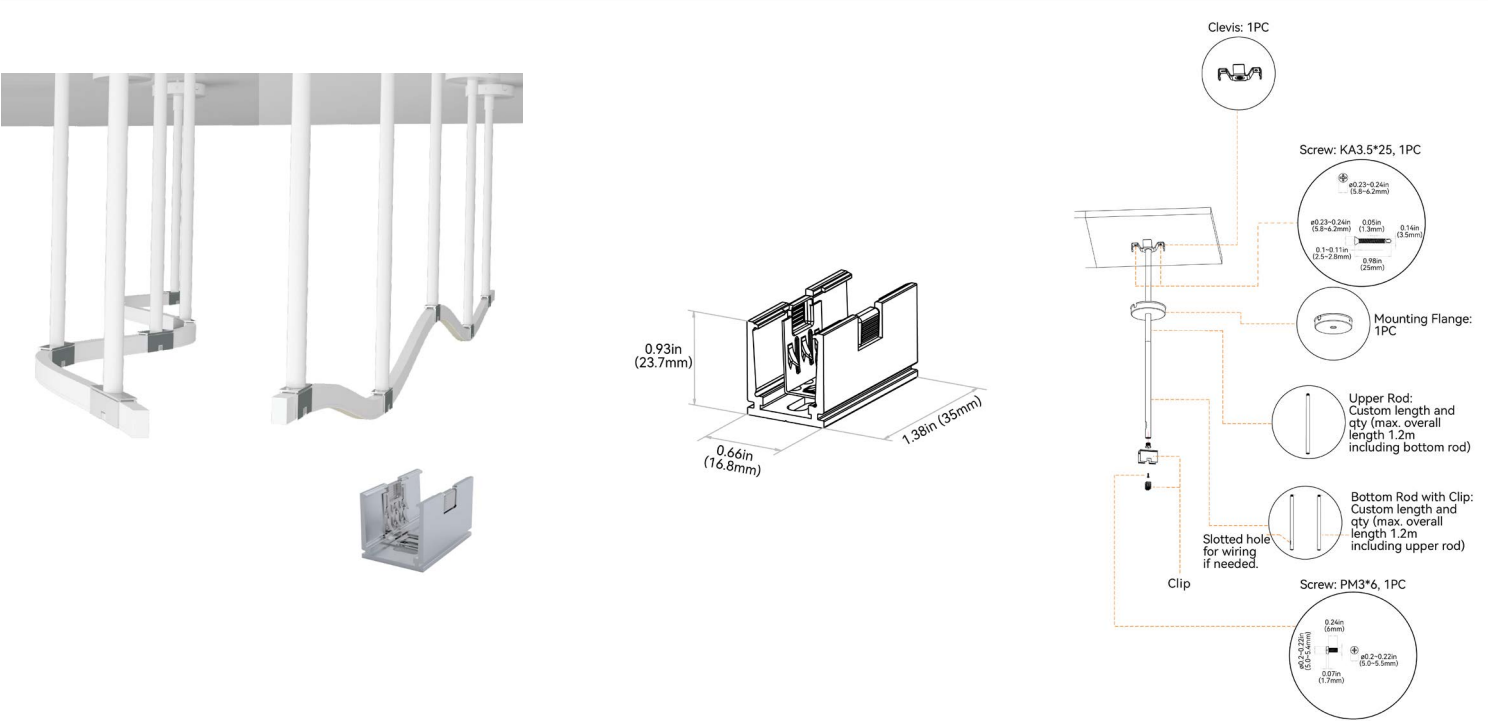
LINE VOLTAGE S270: PVC - 120V

Indoor & Outdoor Rated Linear Flex Profile - Static Whites & Colors




G

SUSPENDED MOUNTING CLIP + ROD



ALIGNMENT BRACKET - ALUMINUM BASIC

Applicable to aluminum basic



ALIGNMENT BRACKET - ALUMINUM SILICONE GRIP

Applicable to aluminum silicone grip

