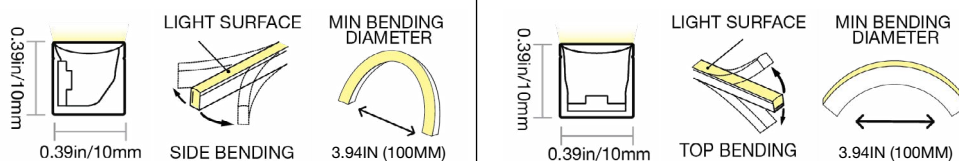


HIGH OUTPUT WAVE MINI: SILICONE - 24V

Indoor & Outdoor Rated Linear Flex Profile - Static Whites



PROFILE CAPABILITIES



CERTIFICATIONS & FEATURES*



TEMPERATURES

AMBIENT OPERATING TEMPERATURE:

-40°F to 140°F (-40°C to 60°C)

AMBIENT INSTALLATION TEMPERATURE:

-40°F to 140°F (-40°C to 60°C)

FIXTURE STORAGE TEMPERATURE:

-40°F to 140°F (-40°C to 60°C)

MAX MOUNTING SURFACE TEMPERATURE:

185°F (85°C)

HUMIDITY (NON-CONDENSING):

0-95%

THERMAL MANAGEMENT:

Free Air Convection

FIXTURE ORDER CODE

E		A				B		
INPUT CONNECTORS	SERIES	MATERIAL	PROFILE	BENDING	JACKET/BASE + LENS COLOR	LED FUNCTION	LED COLOR	CHIP + CRI
See Page 5 to select input connector	H = Vivid High Output	1 = Silicone	E = Wave Mini	1 = Side 2 = Top	W = White + Diffused	1 = Static	H = 2200K J = 2700K L = 3000K M = 3500K N = 4000K Q = 5700K	2 = Epistar SMD LED Chip + CRI80

C		D	E	F		G
POWER	VOLTAGE + CIRCUIT TYPE	ORDER UNIT LENGTH	OUTPUT CONNECTOR	MOUNTING PROFILE	MOUNTING ACCESSORIES	POWER SUPPLIES & CONTROLS:
E = 2.74W/ft (9W/m)	3V = 24V DC CV	F = 3.28in (83.3mm)	See Page 5 to select output connector	See Page 10 to select mounting profile	See Page 15 to select accessory	By Others By GLLS

*Maximum IP and IK ratings achievable with appropriate accessories, and cable diameter: silicone static = 0.26in (6.5mm).

HIGH OUTPUT WAVE MINI: SILICONE - 24V

Indoor & Outdoor Rated Linear Flex Profile - Static Whites



A

MECHANICAL

ASSEMBLY

Fixtures are carefully assembled using high-quality components to ensure durability and performance. Each unit is built to meet strict specifications, with attention to electrical safety, thermal management, and optical alignment.

OVERALL & CUTTING LENGTHS

Fixtures feature defined overall lengths and specific cutting increments for easy customization. Cutting must be done at marked points to maintain proper function and consistent light output.

JACKET COLOR

The white jacket with diffused white lens cover provide a clean, uniform appearance while softening light output for reduced glare. It enhances visual comfort and delivers smooth, even illumination ideal for architectural and display applications.

BENDING RADIUS

Do not bend smaller than allowed minimum bend diameter, or may cause damage to the light & void warranty.

OPERATION

LIGHT ENGINE

Static Pulse Width Modulation (PWM) light engines deliver stable, flicker-free light at a fixed brightness. They offer consistent color and reliable performance for long-term applications.

ELECTRICAL

Designed to meet UL, CE, and RoHS standards, they feature overload, overvoltage, and short-circuit protection, along with low EMI and efficient thermal management for safe, reliable operation.

DIMMING

Dimming controls for 24V Static PWM systems include 0-10V, RDM DMX, and DALI protocols. These options allow smooth, flicker-free dimming while maintaining consistent color and performance across fixtures.

GENERAL

WARRANTY

Limited 5-Year Warranty against defects in materials and manufacturing. Coverage applies to properly installed and maintained products. Damage from misuse or improper installation is not covered. GLLS may repair, replace, or issue credit for eligible claims.

LUMEN MAINTENANCE

GLLS static lighting fixtures are tested to IES LM-84 and projected with IES TM-28 to ensure consistent lumen maintenance. Fixtures are designed to retain at least 70% of their initial brightness (L70) over a 10-year lifespan when properly installed and operated.

CERTIFICATION

Tested to UL2108 Class 2 by Underwriters Laboratory for use in the USA and Canada. Exceeds ANSI C78.377A, CE, and RoHS standards. Must be used under Class 2 ratings to maintain certification.

UL Certificate #: E347880

Report Reference #: E347880-20130508

TESTING

OPTICAL TESTING

TEST	RESULTS
Spectrum Analysis	IES LM 79 (Lumen, CCT, CRI, XY, SDCM, Wavelength)
Photometric Distribution	IES LM 79
Lumen Maintenance & Lifetime	IES LM 84 & IES TM28

TEMPERATURE TESTING

TEST	RESULTS
Normal Temperature Test	UL1598 & UL2388 & IEC60598-1 & IEC60598-2-21
Abnormal Operation Test	UL1598 & UL2388 & IEC60598-1 & IEC60598-2-21

ENVIRONMENTAL TESTING

TEST	RESULTS
Salt Water Immersion	IEC60598-1, Saltinity 4%
Salt Spray Test	IEC60068-2-11
Outdoor Exposure	Manufacturer-defined
Flame Resistance	UL94
UV Exposure	ASTMG 154, ISO 4892-3, UVA @ 340nm & 55
IPX8	EN 60598-1: 2015+A1:2018 Clause 9.2.2 & 9.2.8
Temperature Shock(Silicone)	Manufacturer-defined, -40°C - 60°C (typical temperature range)
Constant Temperature	Manufacturer-defined
12mm Needle Flame Test (Silicone)	IEC60695-11-5
650 Glow-wire Test (Silicone)	IEC60695-2-10

DURABILITY TESTING

TEST	RESULTS
Bending Test	Manufacturer-defined, 500 cycles
Tensile Test	Manufacturer-defined, > The weight of light in max.
Twist Test	Manufacturer-defined, >200 cycles
Ball Impact	UL1598 & UL2388 & IEC60598-1 & IEC60598-2-21
IK	IEC62262



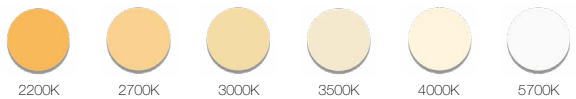
HIGH OUTPUT WAVE MINI: SILICONE - 24V

Indoor & Outdoor Rated Linear Flex Profile - Static Whites



B

LED COLORS



FIXTURE SPECIFICATIONS & OPTICAL PARAMETERS - SIDE BEND

COLOR	LED CHIP + CRI	LED COUNT	1 CONNECTOR FULL/DYNAMIC*	2 CONNECTORS FULL/DYNAMIC	FIXTURE COLOR TOLERANCE**	WAVELENGTH/ CCT	LED CRI	LED COLOR TOLERANCE	LUMEN COUNT	LEGACY ORDER CODE
2200K	Epistar SMD LED Chip + CRI80	44 LEDs/ft (144 LEDs/m)	24.6ft (7.5m) / N/A	49.2ft (15m) / N/A	3 SDCM	2238 ± 66K	82-87	2.3SDCM	113lm/ft (370lm/m)	SH10F1012WE22K24DV
2700K	Epistar SMD LED Chip + CRI80	44 LEDs/ft (144 LEDs/m)	24.6ft (7.5m) / N/A	49.2ft (15m) / N/A	3 SDCM	2725 ± 85K	82-87	2.3SDCM	128lm/ft (420lm/m)	SH10F1012WE27K24DV
3000K	Epistar SMD LED Chip + CRI90	44 LEDs/ft (144 LEDs/m)	24.6ft (7.5m) / N/A	49.2ft (15m) / N/A	3 SDCM	3045 ± 105K	82-87	2.3SDCM	128lm/ft (420lm/m)	SH10F1012WE30K24DV
3500K	Epistar SMD LED Chip + CRI90	44 LEDs/ft (144 LEDs/m)	24.6ft (7.5m) / N/A	49.2ft (15m) / N/A	3 SDCM	3465 ± 245K	82-87	2.3SDCM	128lm/ft (420lm/m)	SH10F1012WE35K24DV
4000K	Epistar SMD LED Chip + CRI90	44 LEDs/ft (144 LEDs/m)	24.6ft (7.5m) / N/A	49.2ft (15m) / N/A	3 SDCM	3985 ± 150K	82-87	2.3SDCM	128lm/ft (420lm/m)	SH10F1012WE40K24DV
5700K	Epistar SMD LED Chip + CRI80	44 LEDs/ft (144 LEDs/m)	24.6ft (7.5m) / N/A	49.2ft (15m) / N/A	3 SDCM	5669 ± 305K	82-87	2.3SDCM	128lm/ft (420lm/m)	SH10F1012WE57K24DV

FIXTURE SPECIFICATIONS & OPTICAL PARAMETERS - TOP BEND

COLOR	LED CHIP + CRI	LED COUNT	1 CONNECTOR FULL/DYNAMIC*	2 CONNECTORS FULL/DYNAMIC	FIXTURE COLOR TOLERANCE**	WAVELENGTH/ CCT	LED CRI	LED COLOR TOLERANCE	LUMEN COUNT	LEGACY ORDER CODE
2200K	Epistar SMD LED Chip + CRI80	44 LEDs/ft (144 LEDs/m)	24.6ft (7.5m) / N/A	49.2ft (15m) / N/A	3 SDCM	2238 ± 66K	82-87	2.3SDCM	119lm/ft (390lm/m)	SH10F0012WE22K24DV
2700K	Epistar SMD LED Chip + CRI80	44 LEDs/ft (144 LEDs/m)	24.6ft (7.5m) / N/A	49.2ft (15m) / N/A	3 SDCM	2725 ± 85K	82-87	2.3SDCM	134lm/ft (440lm/m)	SH10F0012WE27K24DV
3000K	Epistar SMD LED Chip + CRI90	44 LEDs/ft (144 LEDs/m)	24.6ft (7.5m) / N/A	49.2ft (15m) / N/A	3 SDCM	3045 ± 105K	82-87	2.3SDCM	134lm/ft (440lm/m)	SH10F0012WE30K24DV
3500K	Epistar SMD LED Chip + CRI90	44 LEDs/ft (144 LEDs/m)	24.6ft (7.5m) / N/A	49.2ft (15m) / N/A	3 SDCM	3465 ± 245K	82-87	2.3SDCM	134lm/ft (440lm/m)	SH10F0012WE35K24DV
4000K	Epistar SMD LED Chip + CRI90	44 LEDs/ft (144 LEDs/m)	24.6ft (7.5m) / N/A	49.2ft (15m) / N/A	3 SDCM	3985 ± 150K	82-87	2.3SDCM	134lm/ft (440lm/m)	SH10F0012WE40K24DV
5700K	Epistar SMD LED Chip + CRI80	44 LEDs/ft (144 LEDs/m)	24.6ft (7.5m) / N/A	49.2ft (15m) / N/A	3 SDCM	5669 ± 305K	82-87	2.3SDCM	134lm/ft (440lm/m)	SH10F0012WE57K24DV

*Run length is based on a static full load with voltage drop calculated using a 0.3 m (0.98 ft) cable with silicone seamless connectors, excluding connector length—refer to specifications for details. **Silicone products maintain ≤3 SDCM within a single production run and <5 SDCM between production runs.



HIGH OUTPUT WAVE MINI: SILICONE - 24V

Indoor & Outdoor Rated Linear Flex Profile - Static Whites



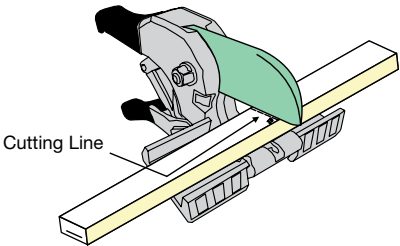
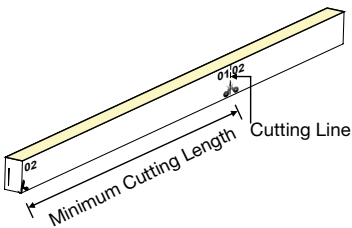
C

POWER & VOLTAGE

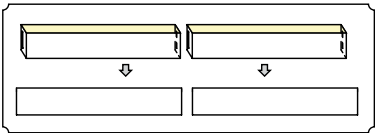
COLOR	VOLTAGE + CIRCUIT TYPE	POWER CONSUMPTION
2200K	24V DC CV	2.74W/ft (9W/m)
2700K		
3000K		
3500K		
4000K		
5700K		

D

CUTTING INSTRUCTIONS



COLOR	ORDER UNIT (CUTTING UNIT)
2200K	3.28in (83.3mm) (12 LEDs)
2700K	
3000K	
3500K	
4000K	
5700K	



HIGH OUTPUT WAVE MINI: SILICONE - 24V

Indoor & Outdoor Rated Linear Flex Profile - Static Whites



E

COMPATIBLE CONNECTORS

INPUT - 01

INPUT CONNECTOR TYPE	INPUT ORIENTATION + TYPE	INPUT CABLE LENGTH (LEAD WIRE)
----------------------	--------------------------	--------------------------------

OUTPUT - 02

OUTPUT CONNECTOR TYPE	OUTPUT ORIENTATION + TYPE	OUTPUT CABLE LENGTH (LEAD WIRE)
6 = Swivel	A = End Exit I = End Cap	1 = 0.98ft (0.3m) 2 = 3.28ft (1m) 8 = N/A
8 = Click	A = End Exit I = End Cap	1 = 0.98ft (0.3m) 2 = 3.28ft (1m) 3 = 9.84ft (3m) 4 = 16ft (5m) 8 = N/A
2 = Silicone Seamless	A = End Exit B = Bottom Exit C = Side Left Exit D = Side Right Exit E = End Jumper H = Power T-Feed I = End Cap	1 = 0.98ft (0.3m) 2 = 3.28ft (1m) 3 = 9.84ft (3m) 4 = 16ft (5m) 5 = 32.81ft (10m) 6 = 49.21ft (15m) 7 = 65.62ft (20m) 8 = N/A

LEGACY CONNECTOR ORDER CODE

XX	10F	X	01	XX	XX	X	XX	XXX	X
PRODUCT TYPE	PROFILE	BENDING	LIGHT EMITTING	FUNCTIONALITY	CONNECTOR TYPE	FIXTURE END	EXIT TYPE	LENGTH	
NA = DIY Accessories FA = Factory Accessories	10F = Wave Mini	1 = Side 2 = Top	01 = 10F	2W = Static 0W = For End Cap	SV = Swivel CL = Click SE = Seamless	1 = Input Side 2 = Output Side 0 = Jumpers/T-feeds/ Seamless Bottom/ Seamless End 3 = Input/Output	EN = End BO = Bottom SL = Side Left SR = Side Right EJ = End Jumper BJ = Bottom Jumper TF = Power Feed EC = End Cap	0M3 = 0.98ft (30cm) 01M = 3.28ft (1m) 03M = 9.84ft (3m) 05M = 16ft (5m) 10M = 32.81ft (10m) 000 = For End Cap	P = Power or For End Cap S = Signal & Power



HIGH OUTPUT WAVE MINI: SILICONE - 24V

Indoor & Outdoor Rated Linear Flex Profile - Static Whites



E

SWIVEL CONNECTOR

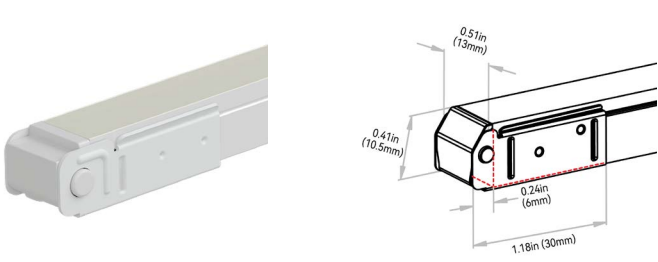
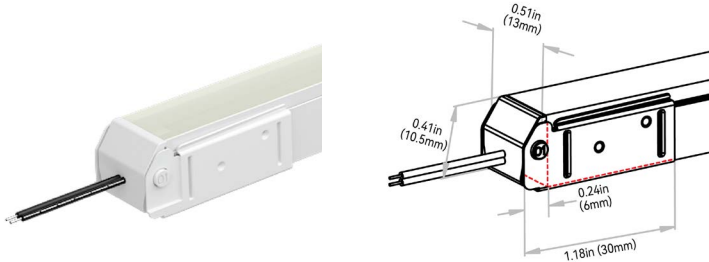


- NOTES:
- 1. Connector Tolerance ± 0.02 in (0.5mm)
 - 2. Cable diameter: Static Silicone = 0.26in (6.5mm)
 - 3. Do not apply force to the feed cable
 - 4. Ensure Max. Cable Lengths are followed according to wire gage to avoid voltage drop

IP20, Omni-directional Cable, Tool-less, Mini Size. Recommended for indoor dry environments and for onsite length adjustments. Under the simple and convenient design concept, we developed our swivel connector, which is superb for indoor concealed installation in narrow space thanks to its mini size and omni-directional cable. Navigated by user manual, tool-free and quick assembly can be realized, and Press & Seal design enables the functions of energization and dust-proof rapidly. DIY or custom factory assembly.

END EXIT: 6-A-#

END CAP: 6-I-#



HIGH OUTPUT WAVE MINI: SILICONE - 24V

Indoor & Outdoor Rated Linear Flex Profile - Static Whites



E

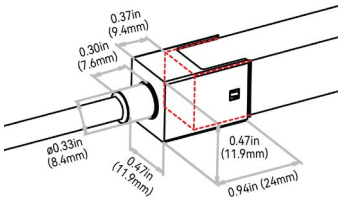
CLICK CONNECTOR



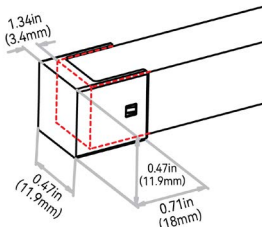
- NOTES:
- 1. Connector Tolerance $\pm 0.02\text{in}$ (0.5mm)
 - 2. Cable diameter: Static Silicone = 0.26in (6.5mm)
 - 3. Do not apply force to the feed cable
 - 4. Ensure Max. Cable Lengths are followed according to wire gage to avoid voltage drop

IP65; tool-less & mini size. Recommended for outdoor environments & for onsite length adjustments. Click connector, a new type of field-assembly connector for outdoor use, brass casing, features unexceptional adaptability and excellent weather resistance. It achieves the unique balance between waterproof performance and physical dimension, highly functional yet incredibly minimal, giving you an extraordinary visual experience due to the less dark area at the jointing area. The whole assembling process is tool-less and quick, benefiting from its simple but smart structure design. The remarkable innovation lies in the invisible waterproof pretreatment on the cable, which facilitates the wiring and slotting on the site greatly as the extra anti-wicking ferrule on the cable is no longer needed. DIY or custom factory assembly.

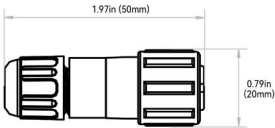
END EXIT: 8-A-#



END CAP: 8-I-8



SCREW LOCK CONNECTOR ACCESSORY - IP67



NOTE: The tolerance is $\pm 0.08\text{in}$ (2mm).



HIGH OUTPUT WAVE MINI: SILICONE - 24V

Indoor & Outdoor Rated Linear Flex Profile - Static Whites



E

SILICONE SEAMLESS CONNECTOR

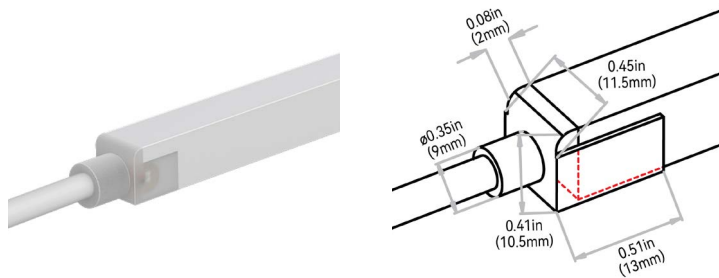


NOTES:

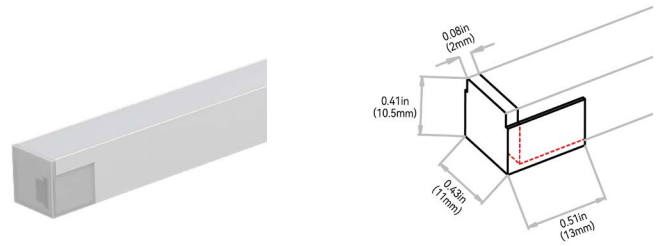
1. Connector Tolerance ± 0.02 in (0.5mm)
2. Cable diameter: Static & Tunable Silicone = 0.26in (6.5mm)
3. Do not apply force to the feed cable
4. Ensure Max. Cable Lengths are followed according to wire gage to avoid voltage drop

IP67; seamless; precise low profile dimension; high grade quality silicone & anti-wicking ferrule. Recommended for; wet environments; custom predetermined lengths; high/ low temperatures; increased humidity; direct UV exposure; harsh working conditions & increased handling forces during installation. Precision milling and special glue Silicone liquid injection-moulded workmanship enables an almost consistent size between connectors and lightbody, and the transparent terminal of the connector allows the seamless effects spliced end by end. DryWire technology applied on the cable eliminates the capillary phenomenon through wires, which secured the long-term reliability in outdoor or any wet environments. Custom factory assembly.

END EXIT: 2-A-#



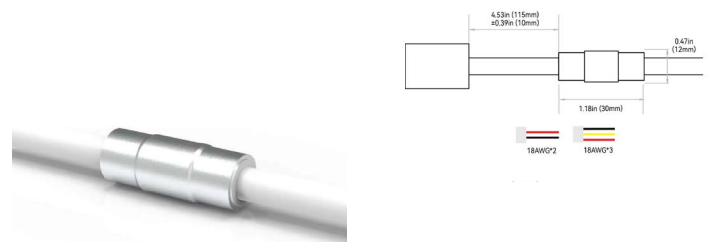
END CAP: 2-I-8



SCREW LOCK CONNECTOR ACCESSORY - IP67



ANTI-WICKING FERRULE:



NOTE: The tolerance is ± 0.08 in (2mm).

NOTES:

1. The anti-wicking ferrule is located at 4.53in (115mm) (± 0.39 in [± 10 mm] tolerance) from the connector on the cable. For protection against water ingress.
2. The removal of anti-wicking ferrule will void the warranty if any water ingress caused by it.



GLLS.COM | 1-888-580-6366

GLLS reserves the right to make any design changes for continuous improvement which will not affect the overall appearance or performance. REV. 20251104

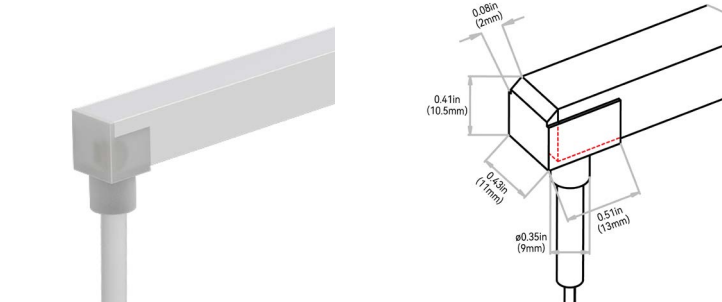
HIGH OUTPUT WAVE MINI: SILICONE - 24V

Indoor & Outdoor Rated Linear Flex Profile - Static Whites




E

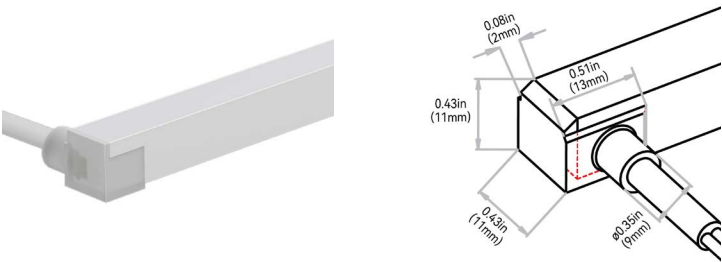
BOTTOM EXIT: 2-B-#



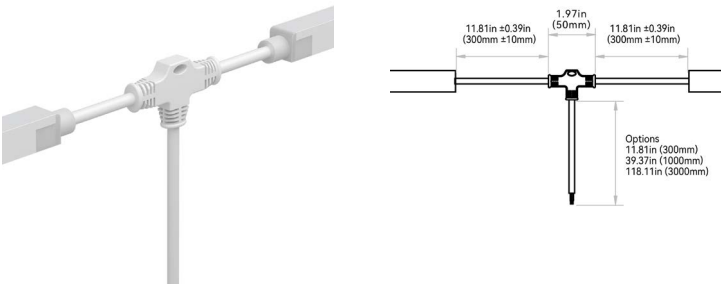
END JUMPER: 2-E-1



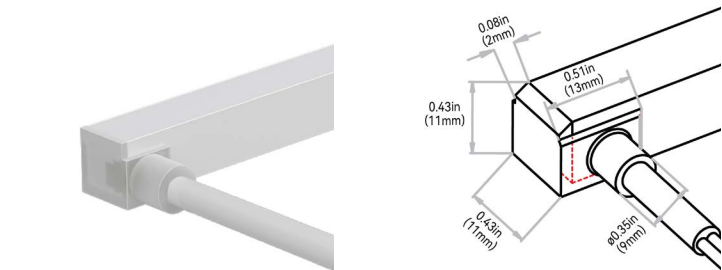
SIDE LEFT EXIT: 2-C-#



POWER T-FEED: 2-H-#



SIDE RIGHT EXIT: 2-D-#



HIGH OUTPUT WAVE MINI: SILICONE - 24V

Indoor & Outdoor Rated Linear Flex Profile - Static Whites



F

MOUNTING PROFILES

MOUNTING PROFILE TYPE	STANDARD LENGTH	PROFILE	COLOR
A1 = Aluminum Basic	2 = 1.38in (35mm) 3 = 19.68in (500mm) 5 = 39.37in (1000mm) 6 = 78.74in (2000mm)	E = Wave Mini	1 = Standard
A2 = Aluminum Recessed	2 = 1.38in (35mm) 3 = 19.68in (500mm) 5 = 39.37in (1000mm) 6 = 78.74in (2000mm)		
A3 = Aluminum Recessed Silicone Grip	1 = 0.79in (20mm) 3 = 19.68in (500mm) 5 = 39.37in (1000mm) 6 = 78.74in (2000mm)		
A4 = Aluminum Silicone Grip	1 = 0.79in (20mm) 3 = 19.68in (500mm) 5 = 39.37in (1000mm) 6 = 78.74in (2000mm)		
A5 = Aluminum Flexible	3 = 19.68in (500mm) 5 = 39.37in (1000mm)		
C1 = Silicone Flexible	F = 2.16in (55mm) B = 4.33in (110mm) C = 7.87in (200mm) 3 = 19.68in (500mm) 5 = 39.37in (1000mm)		2 = Black 3 = White 0 = Custom



HIGH OUTPUT WAVE MINI: SILICONE - 24V

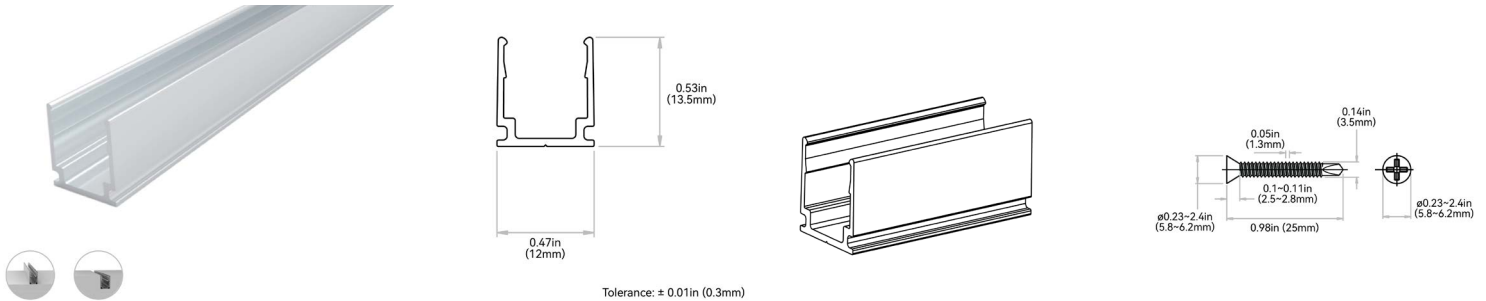
Indoor & Outdoor Rated Linear Flex Profile - Static Whites



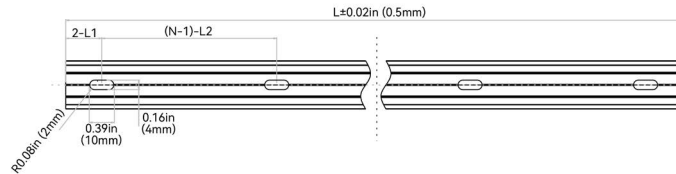
F

ALUMINUM PROFILE - BASIC

High-quality 6063 aluminum with thin-wall, light-weight design to fit the fixture tightly. It is deformation and rust resistant, and cost-effective. Please refer to install manual for proper installation practices..



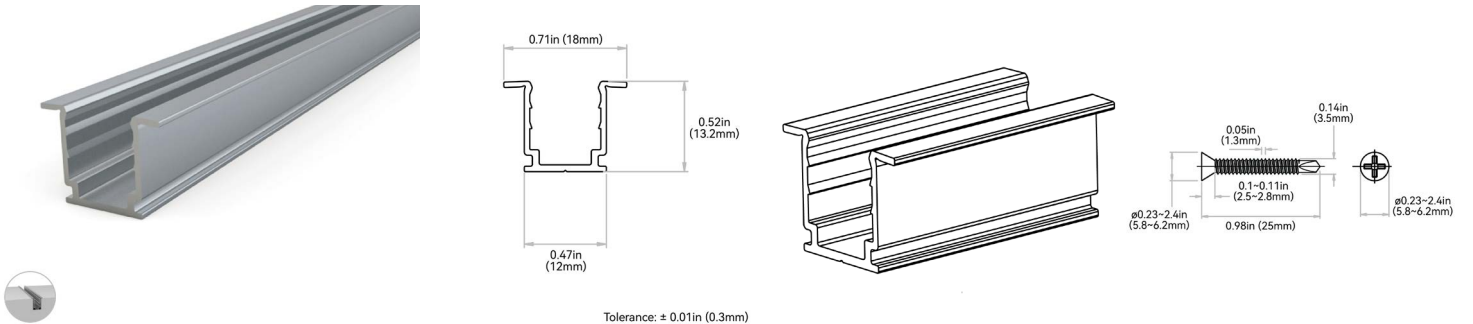
NOTES: 1. 2-L1 refers to two of symmetric L1 in each piece of profile.
2. (N-1)-L2 refers to (N minus one) of symmetric L2 in each piece of profile.
"N" hereby stands for its corresponding "Hole Number" in the below table



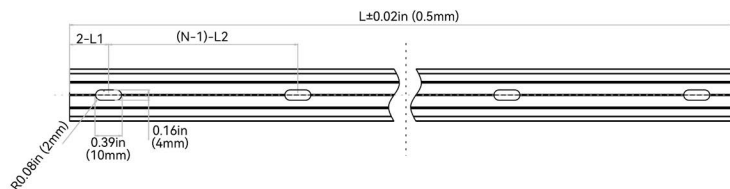
ORDER CODE	LEGACY CODE	STANDARD LENGTH	L1	L2	SLOTTED HOLE	HOLE #
A1-2-E-1	CL10RAL3C5SD	1.38in (35mm)	0.69in (17.5mm)	N/A	0.16"0.39in (4*10mm)	1
A1-3-E-1	CH10RAL0M5SD	19.68in (500mm)	1.97in (50mm)	7.87in (200mm)	0.16"0.39in (4*10mm)	3
A1-5-E-1	CH10RAL01MSD	39.37in (1000mm)	3.93in (100mm)	7.87in (200mm)	0.16"0.39in (4*10mm)	5
A1-6-E-1	CH10RAL02MSD	78.74in (2000mm)	3.93in (100mm)	7.87in (200mm)	0.16"0.39in (4*10mm)	10

ALUMINUM PROFILE - RECESSED

High-quality 6063 aluminum with thin-wall, light-weight design to fit the fixture tightly. Recommended on projects with lighting mounted recessed in a cavity so only the lens is shown. It is deformation and rust resistant, and cost-effective. Please refer to install manual for proper installation practices.



NOTES: 1. 2-L1 refers to two of symmetric L1 in each piece of profile.
2. (N-1)-L2 refers to (N minus one) of symmetric L2 in each piece of profile.
"N" hereby stands for its corresponding "Hole Number" in the below table



ORDER CODE	LEGACY ORDER CODE	STANDARD LENGTH	L1	L2	SLOTTED HOLE	HOLE #
A2-2-E-1	CL10RRA3C5SD	1.38in (35mm)	0.69in (17.5mm)	N/A	0.16"0.39in (4*10mm)	1
A2-3-E-1	CH10RRA0M5SD	19.68in (500mm)	1.97in (50mm)	7.87in (200mm)	0.16"0.39in (4*10mm)	3
A2-5-E-1	CH10RRA01MSD	39.37in (1000mm)	3.93in (100mm)	7.87in (200mm)	0.16"0.39in (4*10mm)	5
A2-6-E-1	CH10RRA02MSD	78.74in (2000mm)	3.93in (100mm)	7.87in (200mm)	0.16"0.39in (4*10mm)	10



GLLS.COM | 1-888-580-6366

GLLS reserves the right to make any design changes for continuous improvement which will not affect the overall appearance or performance. REV. 20251104

HIGH OUTPUT WAVE MINI: SILICONE - 24V

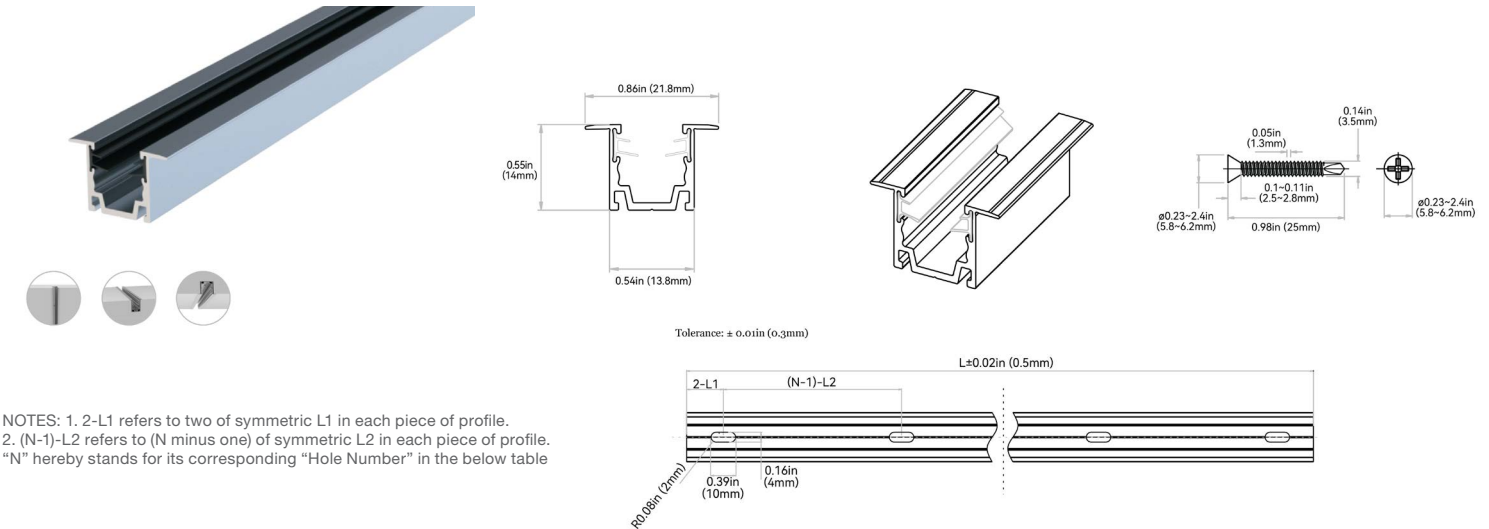
Indoor & Outdoor Rated Linear Flex Profile - Static Whites



F

ALUMINUM PROFILE - RECESSED - SILICONE GRIP

High-quality 6063 aluminum with thin-wall, light-weight design to fit the fixture tightly. Includes a serrated silicone grip insert designed to hold fixture with additional force. Recommended on projects mounted upside down with lighting mounted recessed in a cavity so only the lens is shown. It is deformation and rust resistant, and cost-effective. Please refer to install manual for proper installation practices.

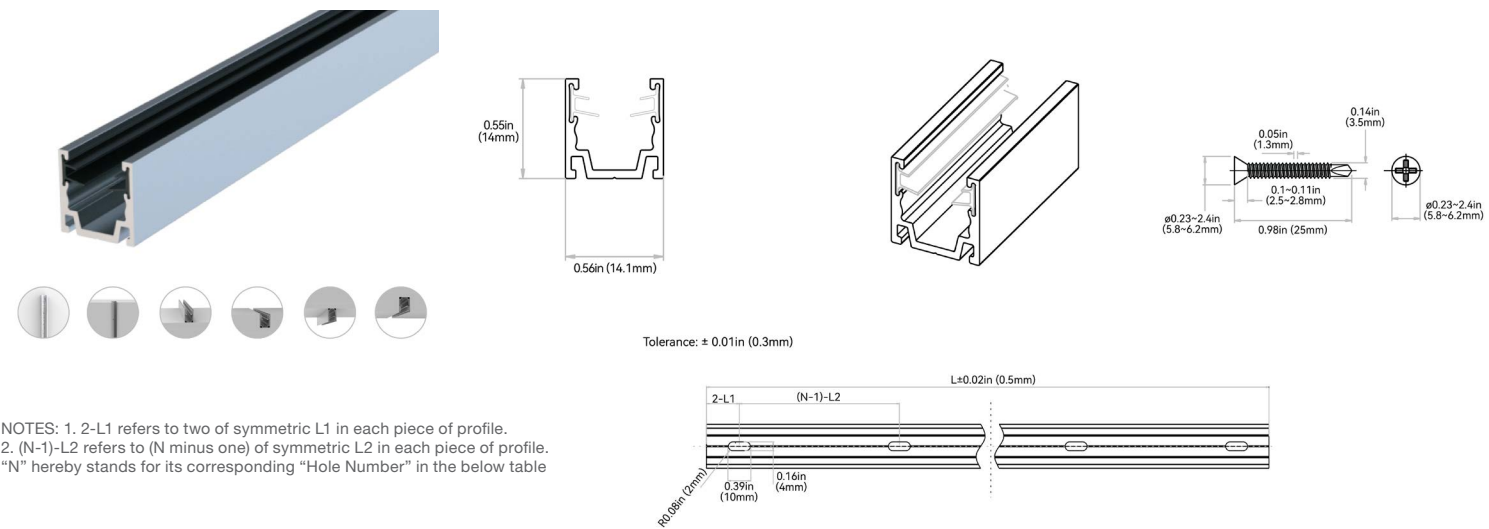


NOTES: 1. 2-L1 refers to two of symmetric L1 in each piece of profile.
2. (N-1)-L2 refers to (N minus one) of symmetric L2 in each piece of profile.
"N" hereby stands for its corresponding "Hole Number" in the below table

ORDER CODE	LEGACY ORDER CODE	STANDARD LENGTH	L1	L2	SLOTTED HOLE	HOLE #
A3-1-E-1	CL10RRA02CSE	0.79in (20mm)	0.39in (10mm)	N/A	0.16*0.39in (4*10mm)	1
A3-3-E-1	CH10RRA0M5SE	19.68in (500mm)	1.97in (50mm)	7.87in (200mm)	0.16*0.39in (4*10mm)	3
A3-5-E-1	CH10RRA01MSE	39.37in (1000mm)	3.93in (100mm)	7.87in (200mm)	0.16*0.39in (4*10mm)	5
A3-6-E-1	CH10RRA02MSE	78.74in (2000mm)	3.93in (100mm)	7.87in (200mm)	0.16*0.39in (4*10mm)	10

ALUMINUM PROFILE - SILICONE GRIP

High-quality 6063 aluminum with thin-wall, light-weight design. Includes a serrated silicone grip insert designed to hold fixture with additional force. Recommended on projects mounted upside down. It is deformation and rust resistant, and cost-effective. Please refer to install manual for proper installation practices.



NOTES: 1. 2-L1 refers to two of symmetric L1 in each piece of profile.
2. (N-1)-L2 refers to (N minus one) of symmetric L2 in each piece of profile.
"N" hereby stands for its corresponding "Hole Number" in the below table

ORDER CODE	LEGACY ORDER CODE	STANDARD LENGTH	L1	L2	SLOTTED HOLE	HOLE #
A4-1-E-1	CL10RAL02CSE	0.79in (20mm)	0.39in (10mm)	N/A	0.16*0.39in (4*10mm)	1
A4-3-E-1	CH10RAL0M5SE	19.68in (500mm)	1.97in (50mm)	7.87in (200mm)	0.16*0.39in (4*10mm)	3
A4-5-E-1	CH10RAL01MSE	39.37in (1000mm)	3.93in (100mm)	7.87in (200mm)	0.16*0.39in (4*10mm)	5
A4-6-E-1	CH10RAL02MSE	78.74in (2000mm)	3.93in (100mm)	7.87in (200mm)	0.16*0.39in (4*10mm)	10



HIGH OUTPUT WAVE MINI: SILICONE - 24V

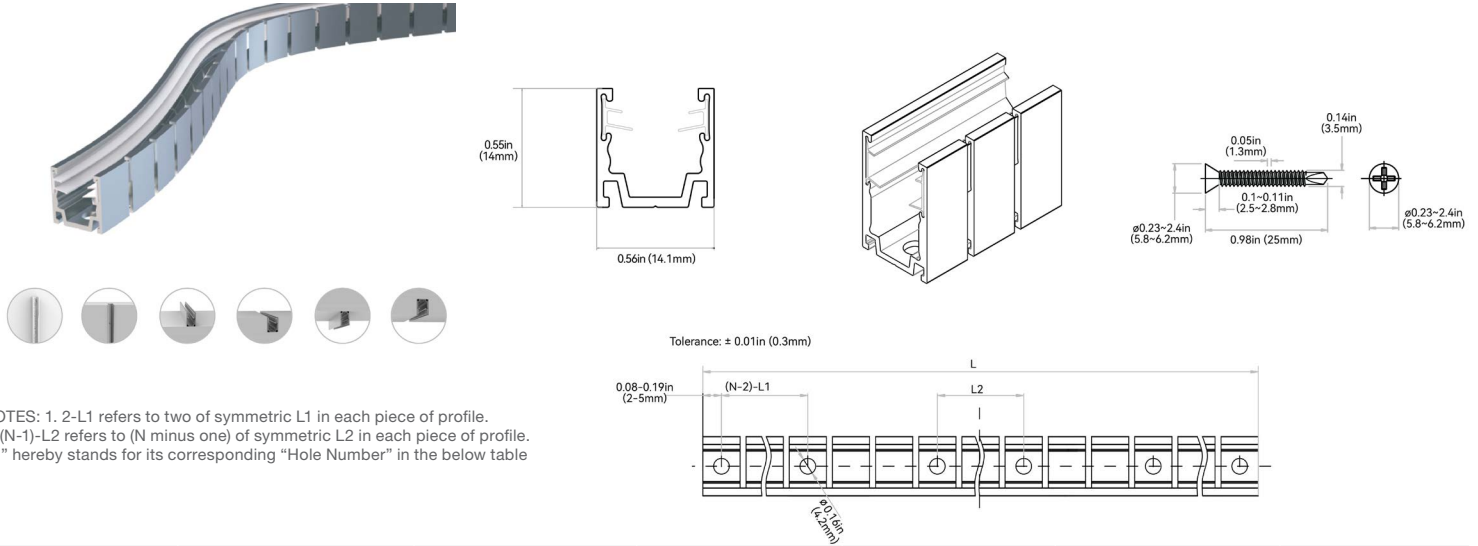
Indoor & Outdoor Rated Linear Flex Profile - Static Whites



F

ALUMINUM PROFILE - FLEXIBLE

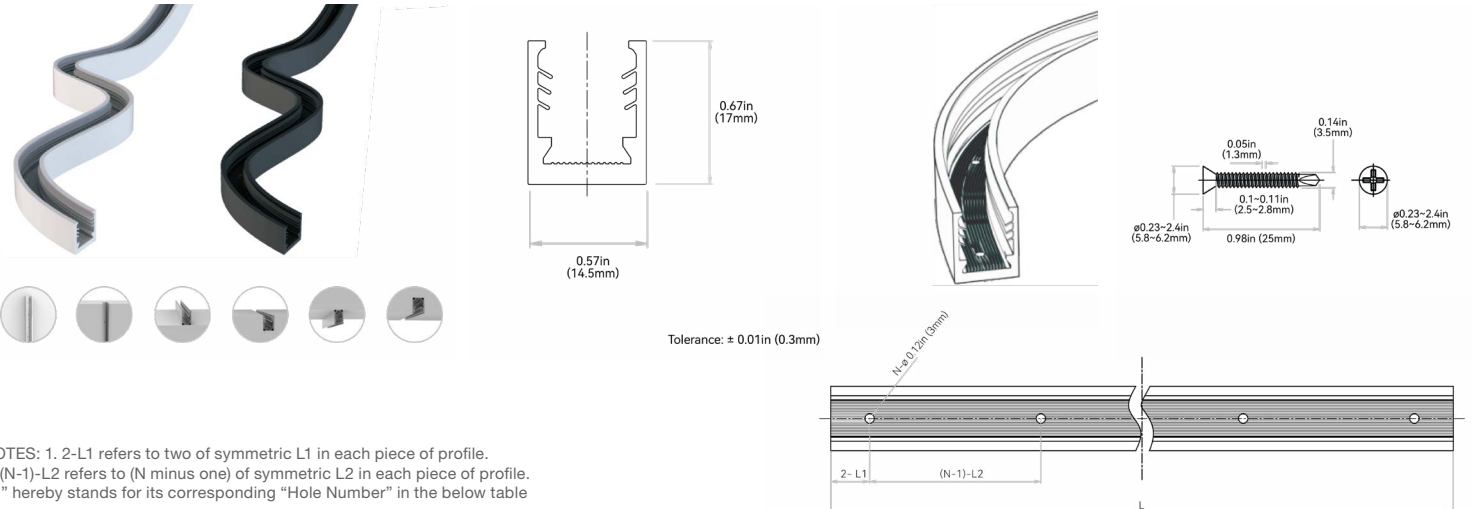
It is an expanded design of the flexible aluminum profile, and caters for the continuously streamlined aesthetics of curve shape. The secondary precision cutting process, not only maintains the advantage of clamping force, but also enables the two-way side bending directions with super shape memory. Please refer to install manual for proper installation practices.



ORDER CODE	LEGACY ORDER CODE	STANDARD LENGTH	L1	L2	SLOTTED HOLE	HOLE #
A5-3-E-1	CH10FAL0M5SE	19.68in (500mm)	4.34in (110.3mm)	1.92in (48.9mm)	Ø 0.17in (4.2mm)	6
A5-5-E-1	CH10FAL01MSE	39.37in (1000mm)	4.59in (116.5mm)	3.89in (98.8mm)	Ø 0.17in (4.2mm)	10

SILICONE PROFILE - FLEXIBLE

An all-in-one mounting profile designed to unleash your creativity. This profile not only provides flexibility in installation methods, but also overcomes bending limitations by offering both top and side bending in a single profile. Fully encapsulated in UL-certified silicone, it excels in UV, weather, and corrosion resistance, making it suitable for underwater, high and low temperature environments. Elegant and square in appearance, it is available in black or white standard colors, or bespoke colors to blend in with the background. Supported by innovative serrated silicone fins, its clamping strength is strong enough to secure any installation method. Please refer to install manual for proper installation practices. Side and top bending.



ORDER CODE	LEGACY ORDER CODE WHITE	LEGACY ORDER CODE BLACK	STANDARD LENGTH	L1	L2	SLOTTED HOLE	HOLE #
C1-F-E-X	CH10RANB0M055W	CH10RANB0M055B	2.16in (55mm)	0.49in (12.5mm)	1.18in (30mm)	Ø 0.12in (3mm)	2
C1-B-E-X	CH10RANB0M011W	CH10RANB0M011B	4.33in (110mm)	0.46in (11.6mm)	3.48in (88.4mm)	Ø 0.12in (3mm)	2
C1-C-E-X	CH10RANB0M020W	CH10RANB0M020B	7.87in (200mm)	0.46in (11.6mm)	3.48in (88.4mm)	Ø 0.12in (3mm)	3
C1-3-E-X	CH10RANB0M050W	CH10RANB0M050B	19.68in (500mm)	1.14in (29mm)	3.48in (88.4mm)	Ø 0.12in (3mm)	6
C1-5-E-X	CH10RANB01MW	CH10RANB01MB	39.37in (1000mm)	0.54in (13.8mm)	3.48in (88.4mm)	Ø 0.12in (3mm)	12



GLLS.COM | 1-888-580-6366

GLLS reserves the right to make any design changes for continuous improvement which will not affect the overall appearance or performance. REV. 20251104

HIGH OUTPUT WAVE MINI: SILICONE - 24V

Indoor & Outdoor Rated Linear Flex Profile - Static Whites



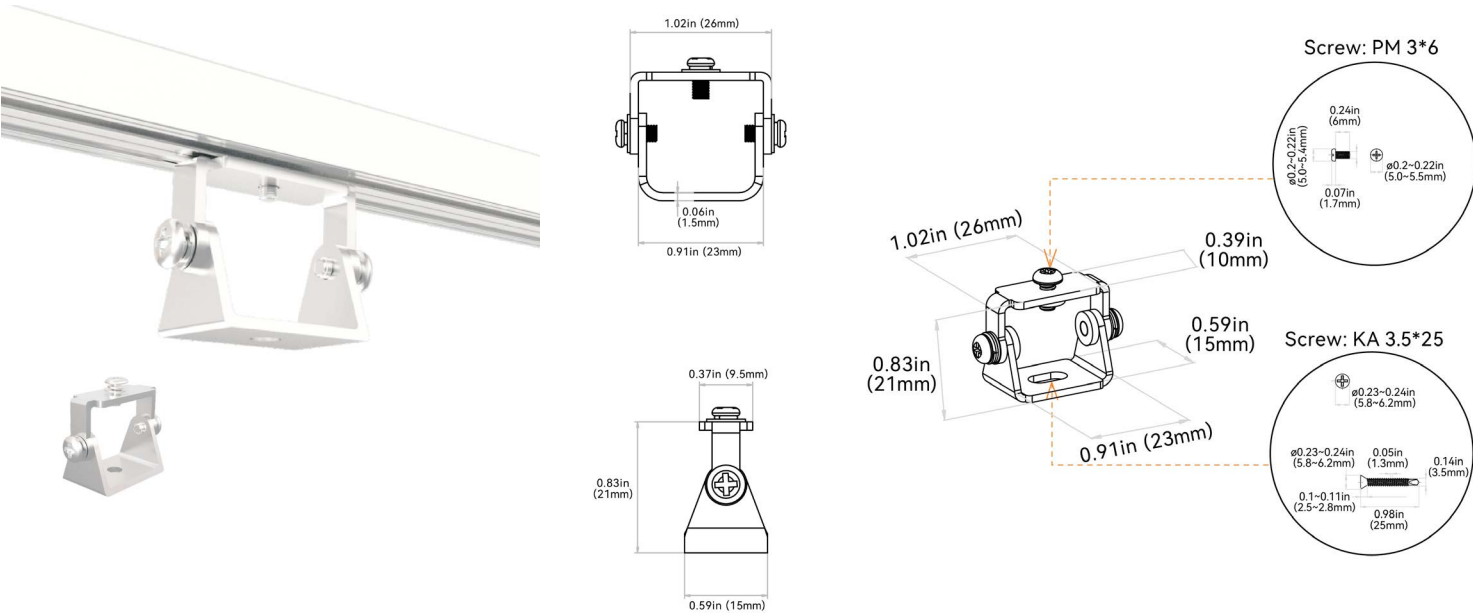
G

MOUNTING ACCESSORIES

MOUNTING ACCESSORY TYPE	PROFILE
MA1 = Pivot Bracket	E = Wave Mini
MA2 = Rotary Bracket	
MA3 = Side Bracket	
MA4 = Ceiling Clip	
MA6 = Suspended Wire Kit	
MA7 = Alignment Bracket - Aluminum Basic	
MA8 = Alignment Bracket - Aluminum Silicone Grip	

PIVOT BRACKET

Applicable to all mounting profiles.



HIGH OUTPUT WAVE MINI: SILICONE - 24V

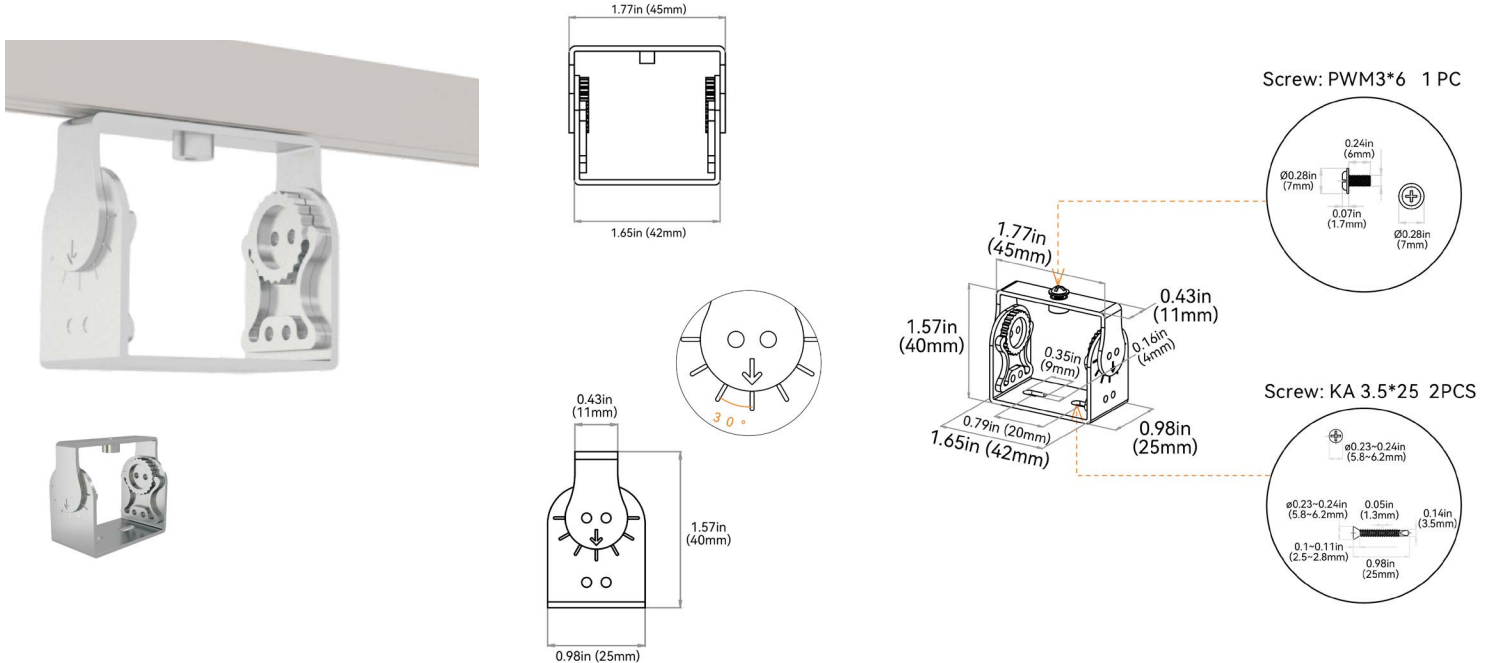
Indoor & Outdoor Rated Linear Flex Profile - Static Whites



G

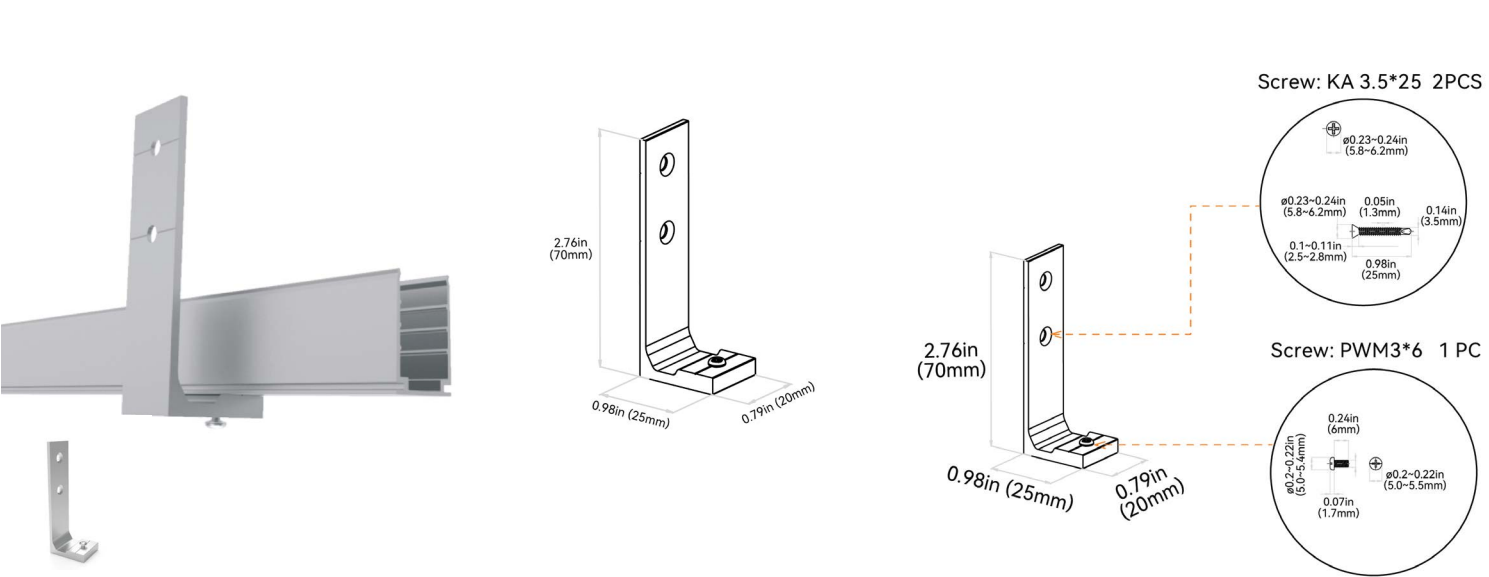
ROTARY BRACKET

Applicable to all mounting profiles.



SIDE MOUNTING BRACKET

Applicable to all mounting profiles.



HIGH OUTPUT WAVE MINI: SILICONE - 24V

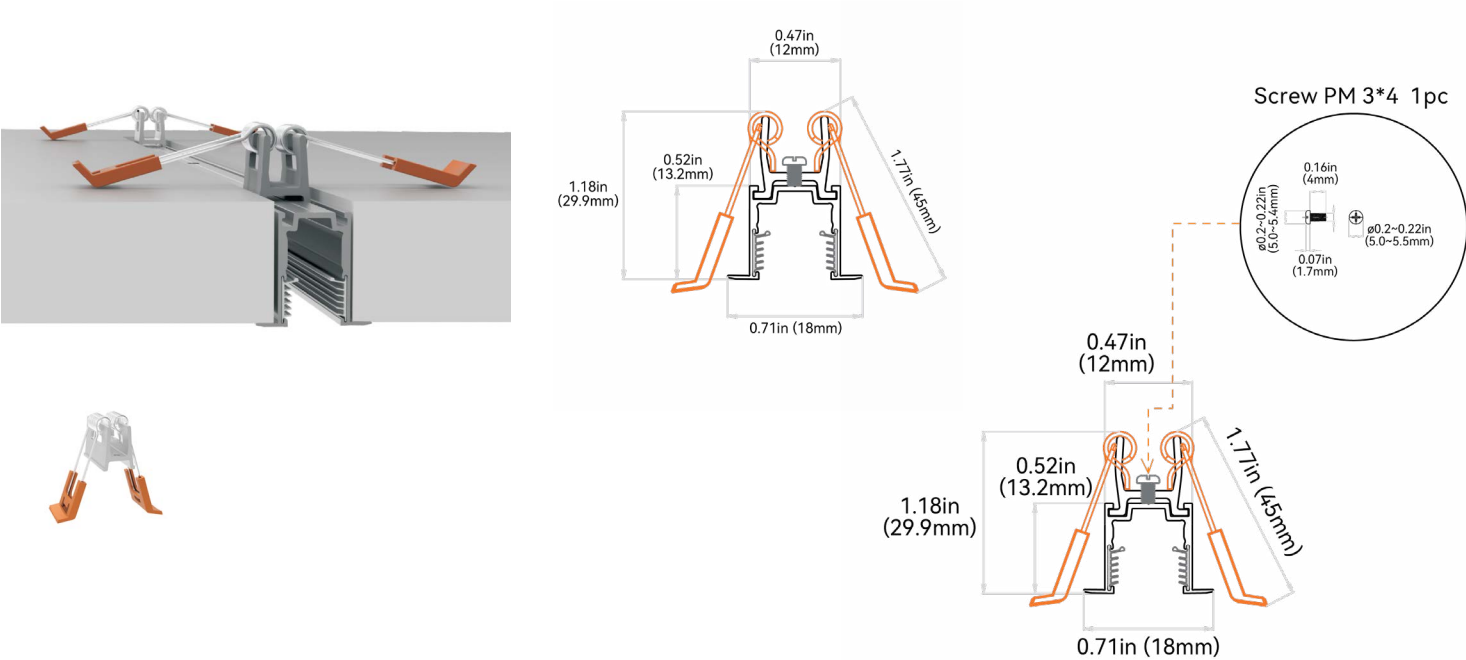
Indoor & Outdoor Rated Linear Flex Profile - Static Whites



G

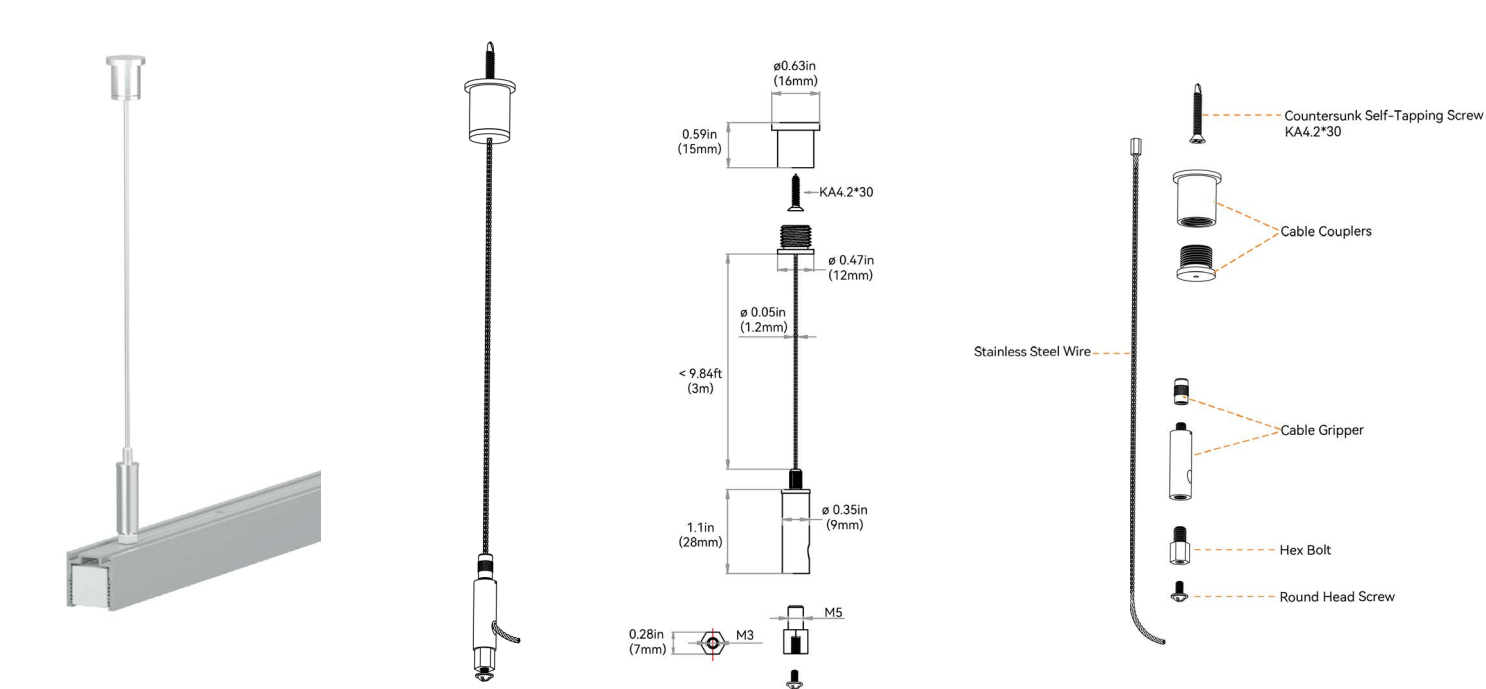
CEILING CLIP BRACKET

Applicable to aluminum profile - recessed - silicone grip



SUSPENDED WIRE

Applicable to Aluminum Profile - Silicone Grip. 2 kits of stainless steel wires for 39.37in (1000mm) of profile & 3 kits of stainless steel wires for 78.74in (2000mm) of profile.



HIGH OUTPUT WAVE MINI: SILICONE - 24V


Indoor & Outdoor Rated Linear Flex Profile - Static Whites



G

ALIGNMENT BRACKET - ALUMINUM BASIC

Applicable to aluminum basic



ALIGNMENT BRACKET - ALUMINUM SILICONE GRIP

Applicable to aluminum silicone grip

