



## POWER SUPPLY

PS-024-200VTD



### TEMPERATURES

**WORKING TEMPERATURE:**  
-40°F to 140°F (-40°C to +60°C)  
Cooling by free air convection

**FIXTURE STORAGE TEMPERATURE:**  
-40°F to 176°F (-40°C to 80°C)  
Humidity 10–95% RH

**WORKING HUMIDITY:**  
20–90% RH, Non-Condensing

**TEMPERATURE COEFFICIENT:**  
±0.03%/°C (0°C–50°C)

### CERTIFICATIONS & FEATURES



### CONSTANT VOLTAGE DIMMABLE LED DRIVER

#### OUTPUT

Voltage Accuracy	±0.5V
Voltage Regulation	±0.5%
Rated Current	8.33A
Load Regulation	±1%
Rated Power	200W

#### INPUT

Voltage Range	100–277VAC
Input Power	229.8W@110VAC, 224.1W@230VAC, 223W@277VAC
THD (Typ. @ Full Load)	<20%@120VAC & 277VAC
AC Current (Max.)	2.3A
Frequency Range	47–63Hz
Inrush Current	2.056A@110VAC, 1.013A@230VAC, 0.869A@277VAC
Leakage Current	<0.50mA
Power Factor (Typ.)	0.98@120VAC, 0.95@277VAC
Efficiency (Typ. @ Full Load)	85%@120VAC / 88%@277VAC

#### PROTECTION

Over Temperature	100°C±10°C shuts down o/p voltage, auto-recovery after cooling
Short Circuit	Shuts down o/p voltage, re-power to recover after fault condition is removed
Over Loading	≤120% constant current limiting, auto-recovery

#### ENVIRONMENT

Vibration	10–500Hz, 2G, 10 min/cycle for 60 min on X,Y,Z axes
-----------	---

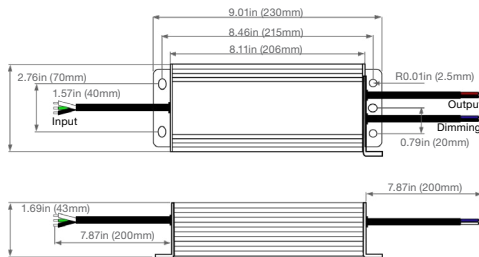
#### SAFETY & EMC

Safety Standards	UL8750, CAN/CSA-C22.2 No. 250.13
Withstand Voltage	I/P–O/P: 1.88KVac
Isolation Resistance	I/P–O/P: 100MΩ/500VDC/25°C/70%RH
EMC Emission	FCC 47 CFR Part 15, Subpart B

#### OTHER INFORMATION

Weight	~1.5Kg
Enclosure Size (LxWxH)	10.01" x 3.07" x 1.85" (256mm x 78mm x 47mm) (L*W*H)
Packaging	12.95" x 10.98" x 6.93" (329mm x 279mm x 176mm) (L*W*H) 10 pcs / CTN
Built-in PFC, Dimming Range, Load Range, Location Suitability	Built-in PFC (PF>0.99) / Dimming range: 0–100% / Load: 10–100% / Dry, damp, wet locations
Dimming	0-10V/1-10V/Potentiometer/10V PWM/Phase-Cut (Forward, Reverse, MLV, ELV, TRIAC)

### DIAGRAM



#### Notes:

1. All parameters NOT specially mentioned are measured at 110V/ 277VAC input, rated load and 25°C of ambient temperature.
2. Tolerance: includes set up tolerance, line regulation and load regulation.
3. The power supply is considered as a component that will be operated in combination with final equipment. Since EMC performance will be affected by the complete installation, the final equipment manufacturers must be qualify EMC Directive on the complete installation again.

# POWER SUPPLY

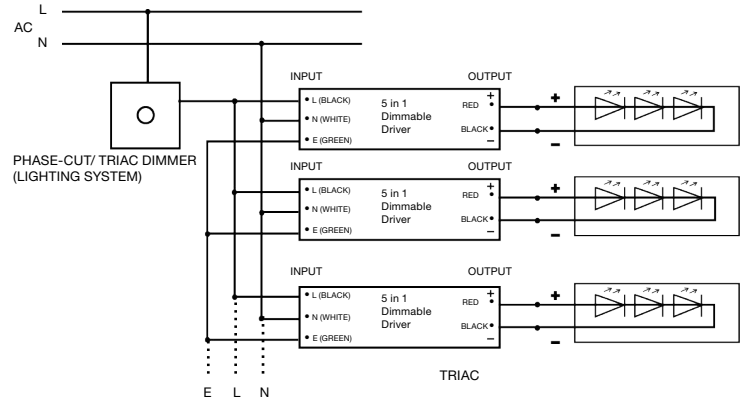
PS-024-200VTD



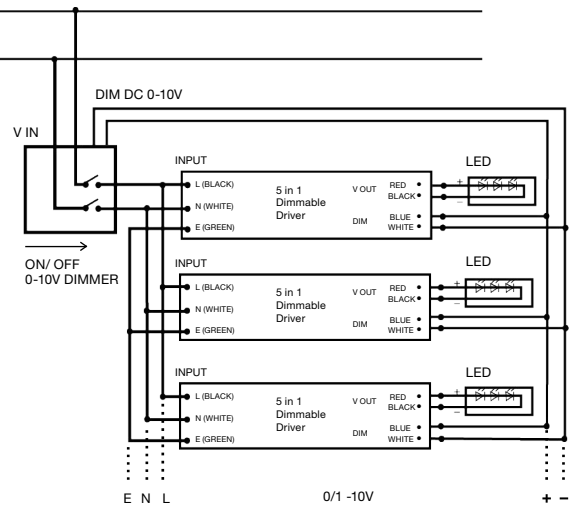
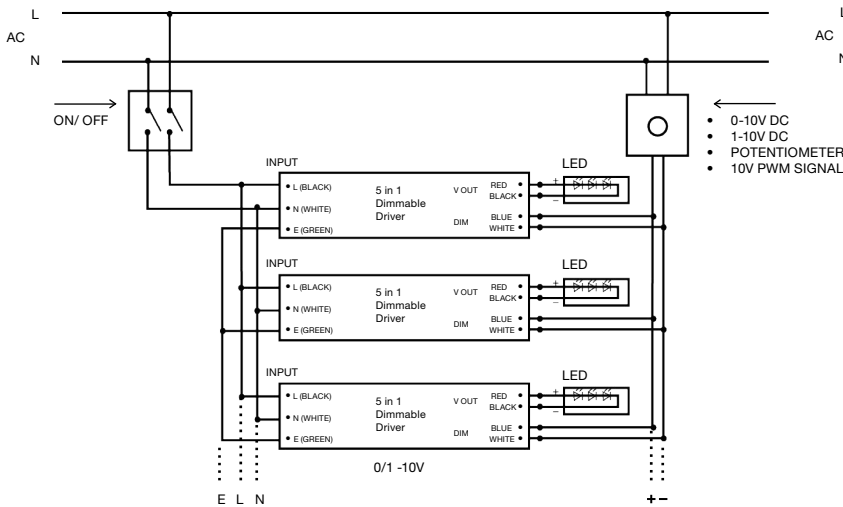
- Input cable 3\*18AWG, the green cable to (FG) "Black" to L, and "White" to N of Mains AC.
- Output cable 2\*16AWG, "Red" (+) to LED Positive side (+), "Black" (-) to LED Negative side (-).
- Dimming cable 2\*18AWG, DIM (+) Purple to 0/1-10V dimmer signal(+), DIM (-) Grey to 0/1-10V dimmer signal (-).
- Please DO NOT connect "DIM-" to "LED-", "DIM+" to "LED+", or other incorrect connection.
- Please make sure you connect these correctly otherwise your product will not function correctly and could be damaged.

## USING TRIAC/PHASE CUT DIMMING

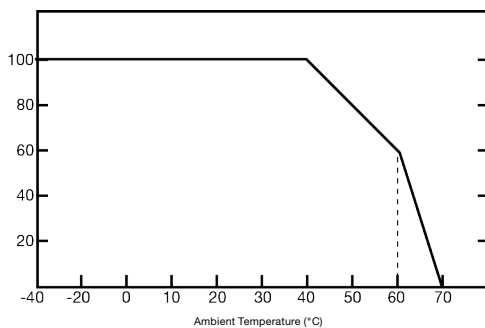
1. The Pulse-Width Modulation (PWM) output voltage can be adjusted through the input terminal of the AC phase line (L) by connecting a phase/TRIAC dimmer (lighting system).
2. Works with forward phase/leading edge, MLV and reverse phase/trailing edge, ELV, and TRIAC dimmers.
3. Please try to use dimmers with power at least 1.5 times the output power of the driver.
4. Min loading is about 10%.



## USING 0-10/1-10V DIMMING



## DERATING CURVE



Load carried in accordance with the derating curve, according to the ambient temperature, in order to extend the working life.

## INSTRUCTIONS

1. This driver should be installed by a qualified and professional person
2. Make sure the driver is installed with adequate ventilation to allow for heat dissipation
3. Ensure all wiring is correct before testing in order to avoid light and power supply damage
4. If the dimmable LED drivers do not perform normally, do not maintain privately. Contact us at: support@gills.com or 1-888-580-6366



GILLS.COM | 1.888.580.6366

GILLS reserves the right to make any design changes for continuous improvement which will not affect the overall appearance or performance. REV 20250910