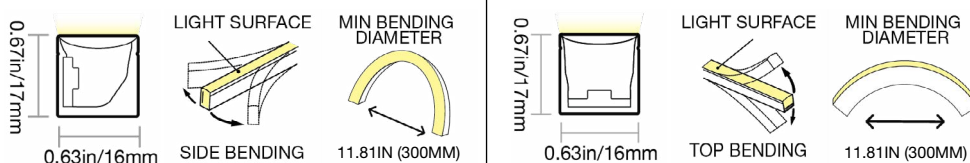


VIVID WAVE: SILICONE - 24V

Indoor & Outdoor Rated Linear Flex Profile - Dim to Warm



PROFILE CAPABILITIES



CERTIFICATIONS & FEATURES*



TEMPERATURES

AMBIENT OPERATING TEMPERATURE:

-40°F to 131°F (-40°C to 55°C)

AMBIENT INSTALLATION TEMPERATURE:

-40°F to 131°F (-40°C to 55°C)

FIXTURE STORAGE TEMPERATURE:

-40°F to 140°F (-40°C to 60°C)

MAX MOUNTING SURFACE TEMPERATURE:

185°F (85°C)

HUMIDITY (NON-CONDENSING):

0-95%

THERMAL MANAGEMENT:

Free Air Convection

FIXTURE ORDER CODE

E		A				B			
INPUT CONNECTORS		SERIES	MATERIAL	PROFILE	BENDING	JACKET/BASE + LENS COLOR	LED FUNCTION	LED COLOR	CHIP + CRI
See Page 5 to select input connector		V = Vivid	1 = Silicone	F = Wave	1 = Side 2 = Top	W = White + Diffused	9 = Dim to Warm	T = 1800K-3000K	2 = Epistar SMD LED Chip + CRI80
C		D	E		F		G		
POWER	VOLTAGE + CIRCUIT TYPE	ORDER UNIT LENGTH*	OUTPUT CONNECTOR		MOUNTING PROFILE		MOUNTING ACCESSORIES	POWER SUPPLIES & CONTROLS:	
G = 3.66W/ft (12W/m)	3V = 24V DC CV	L = 2.46in (62.5mm)	See Page 5 to select output connector		See Page 13 to select mounting profiles		See Page 19 to select accessory	By Others By GLLS	

*Maximum IP and IK ratings achievable with appropriate accessories, and cable diameter: silicone static = 0.26in (6.5mm).

VIVID WAVE: SILICONE - 24V

Indoor & Outdoor Rated Linear Flex Profile - Dim to Warm



A

MECHANICAL

ASSEMBLY

Fixtures are carefully assembled using high-quality components to ensure durability and performance. Each unit is built to meet strict specifications, with attention to electrical safety, thermal management, and optical alignment.

OVERALL & CUTTING LENGTHS

Fixtures feature defined overall lengths and specific cutting increments for easy customization. Cutting must be done at marked points to maintain proper function and consistent light output.

JACKET COLOR

The white jacket with diffused white lens covers provide a clean, uniform appearance while softening light output for reduced glare. It enhances visual comfort and delivers smooth, even illumination ideal for architectural and display applications.

BENDING RADIUS

Do not bend smaller than allowed minimum bend diameter, or may cause damage to the light & void warranty.

OPERATION

LIGHT ENGINE

Dim to Warm light engines smoothly shift from mid-range to warm white as brightness decreases. This creates a natural, incandescent-like glow with flicker-free performance, perfect for residential and hospitality environments.

ELECTRICAL

Designed to meet UL, CE, and RoHS standards, they feature overload, overvoltage, and short-circuit protection, along with low EMI and efficient thermal management for safe, reliable operation.

DIMMING

Dimming controls for 24V Dim to Warm PWM systems include 0-10V, RDM DMX, and DALI protocols. These options allow smooth, flicker-free dimming while maintaining consistent color and performance across fixtures.

GENERAL

WARRANTY

Limited 10-Year Warranty against defects in materials and manufacturing. Coverage applies to properly installed and maintained products. Damage from misuse or improper installation is not covered. GLLS may repair, replace, or issue credit for eligible claims.

LUMEN MAINTENANCE

GLLS static lighting fixtures are tested to IES LM-84 and projected with IES TM-28 to ensure consistent lumen maintenance. Fixtures are designed to retain at least 70% of their initial brightness (L70) over a 10-year lifespan when properly installed and operated.

CERTIFICATION

Tested to UL2108 Class 2 by Underwriters Laboratory for use in the USA and Canada. Exceeds ANSI C78.377A, CE, and RoHS standards. Must be used under Class 2 ratings to maintain certification.

UL Certificate #: E347880

Report Reference #: E347880-20130503

TESTING

OPTICAL TESTING

TEST	RESULTS
Spectrum Analysis	IES LM 79 (Lumen, CCT, CRI, XY, SDCM, Wavelength)
Photometric Distribution	IES LM 79
Lumen Maintenance & Lifetime	IES LM 84 & IES TM28

TEMPERATURE TESTING

TEST	RESULTS
Normal Temperature Test	UL1598 & UL2388 & IEC60598-1 & IEC60598-2-21
Abnormal Operation Test	UL1598 & UL2388 & IEC60598-1 & IEC60598-2-21

ENVIRONMENTAL TESTING

TEST	RESULTS
Salt Water Immersion	IEC60598-1, Saltinity 4%
Salt Spray Test	IEC60068-2-11
Outdoor Exposure	Manufacturer-defined
Flame Resistance	UL94
UV Exposure	ASTMG 154, ISO 4892-3, UVA @ 340nm & 55
IPX8	EN 60598-1: 2015+A1:2018 Clause 9.2.2 & 9.2.8
Temperature Shock(Silicone)	Manufacturer-defined, -40°C - 60°C (typical temperature range)
Constant Temperature	Manufacturer-defined
12mm Needle Flame Test (Silicone)	IEC60695-11-5
650 Glow-wire Test (Silicone)	IEC60695-2-10

DURABILITY TESTING

TEST	RESULTS
Bending Test	Manufacturer-defined, 500 cycles
Tensile Test	Manufacturer-defined, > The weight of light in max.
Twist Test	Manufacturer-defined, >200 cycles
Ball Impact	UL1598 & UL2388 & IEC60598-1 & IEC60598-2-21
IK	IEC62262



VIVID WAVE: SILICONE - 24V

Indoor & Outdoor Rated Linear Flex Profile - Dim to Warm



B

LED COLORS



JACKET + LENS COLORS



FIXTURE SPECIFICATIONS & OPTICAL PARAMETERS - WHITE JACKET + DIFFUSED LENS - SIDE BEND

COLOR	LED CHIP + CRI	LED COUNT	1 CONNECTOR FULL/DYNAMIC*	2 CONNECTORS FULL/DYNAMIC*	FIXTURE COLOR TOLERANCE**	WAVELENGTH/ CCT	LED CRI	LED COLOR TOLERANCE	LUMEN COUNT	LEGACY ORDER CODE
1800K; 3000K	Epistar SMD LED Chip + CRI80	58 LEDs/ft (192 LEDs/m)	49.2ft (15m) / N/A	98.4ft (30m) / N/A	3 SDCM	1800 ± 100K; 3045 ± 175K	80; 80	2.3SDCM; 2.3SDCM	0.91lm/ft (3lm/m); 152lm/ft (500lm/m)	SF16E1012WEDTW24DV

FIXTURE SPECIFICATIONS & OPTICAL PARAMETERS - WHITE JACKET + DIFFUSED LENS - TOP BEND

COLOR	LED CHIP + CRI	LED COUNT	1 CONNECTOR FULL/DYNAMIC*	2 CONNECTORS FULL/DYNAMIC*	FIXTURE COLOR TOLERANCE**	WAVELENGTH/ CCT	LED CRI	LED COLOR TOLERANCE	LUMEN COUNT	LEGACY ORDER CODE
1800K; 3000K	Epistar SMD LED Chip + CRI80	58 LEDs/ft (192 LEDs/m)	49.2ft (15m) / N/A	98.4ft (30m) / N/A	3 SDCM	1800 ± 100K; 3045 ± 175K	80; 80	2.3SDCM; 2.3SDCM	1.07lm/ft (3.5lm/m); 183lm/ft (600lm/m)	SF16E0012WEDTW24DV

*Run length is based on a static full load with voltage drop calculated using a 0.3 m (0.98 ft) cable with silicone seamless connectors, excluding connector length—refer to specifications for details. **Silicone products maintain ≤3 SDCM within a single production run and <5 SDCM between production runs.



VIVID WAVE: SILICONE - 24V

Indoor & Outdoor Rated Linear Flex Profile - Dim to Warm



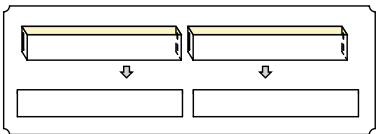
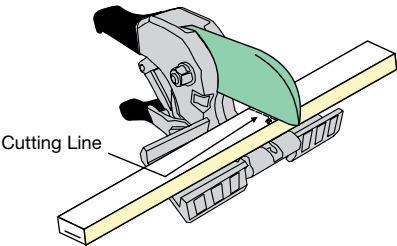
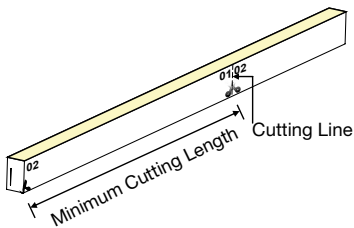
C

POWER & VOLTAGE

COLOR	VOLTAGE + CIRCUIT TYPE	POWER CONSUMPTION
1800K-3000K	24V DC CV	3.66W/ft (12W/m)

D

CUTTING INSTRUCTIONS



COLOR	ORDER UNIT (CUTTING UNIT)
1800K-3000K	2.46in (62.5mm) (12 LEDs)



VIVID WAVE: SILICONE - 24V

Indoor & Outdoor Rated Linear Flex Profile - Dim to Warm



E

COMPATIBLE CONNECTORS

INPUT - 01

PROFILE	BEND	WIRING	INPUT CONNECTOR TYPE	INPUT ORIENTATION + TYPE	INPUT CABLE LENGTH (LEAD WIRE)
---------	------	--------	----------------------	--------------------------	--------------------------------

OUTPUT - 02

PROFILE	BEND	WIRING	OUTPUT CONNECTOR TYPE	OUTPUT ORIENTATION + TYPE	OUTPUT CABLE LENGTH (LEAD WIRE)
F = Wave	1 = Side 2 = Top 4 = N/A (End Cap)	1 = 2 Wire (Static/Dim To Warm) 0 = N/A (End Cap)	6 = Swivel	A = End Exit I = End Cap	1 = 0.98ft (0.3m) 2 = 3.28ft (1m) 8 = N/A
			7 = Snap	A = End Exit B = Bottom Exit C = Side Left Exit D = Side Right Exit E = End Jumper H = Power T-Feed I = End Cap	1 = 0.98ft (0.3m) 2 = 3.28ft (1m) 3 = 9.84ft (3m) 4 = 16ft (5m) 5 = 32.81ft (10m) 6 = 49.21ft (15m) 7 = 65.62ft (20m) 8 = N/A
			8 = Click	A = End Exit I = End Cap	1 = 0.98ft (0.3m) 2 = 3.28ft (1m) 3 = 9.84ft (3m) 4 = 16ft (5m) 8 = N/A
			9 = DIY Submersible	A = End Exit I = End Cap	A = 6.52ft (2m) 3 = 9.84ft (3m) 4 = 16ft (5m) 5 = 32.8ft (10m) 8 = N/A
			2 = Silicone Seamless	A = End Exit B = Bottom Exit C = Side Left Exit D = Side Right Exit E = End Jumper H = Power T-Feed I = End Cap	1 = 0.98ft (0.3m) 2 = 3.28ft (1m) 3 = 9.84ft (3m) 4 = 16ft (5m) 5 = 32.81ft (10m) 6 = 49.21ft (15m) 7 = 65.62ft (20m) 8 = N/A

LEGACY CONNECTOR ORDER CODE

XX	16E	X	00	XX	XX	X	XX	XXX	X
PRODUCT TYPE	PROFILE	BENDING	LIGHT EMITTING	FUNCTIONALITY	CONNECTOR TYPE	FIXTURE END	EXIT TYPE	LENGTH	
NA = DIY Accessories FA = Factory Accessories	16E = Wave	1 = Side 2 = Top	00 = 16E	2W = Static/DTW 3W = Tunable White/SPI-Pixel 4W = RGB 5W = RGBW 5D = DMX-Pixel 0W = For End Cap	SV = Swivel CL = Click SC = Snap BL = DIY Submersible SE = Seamless	1 = Input Side 2 = Output Side 0 = Jumpers/T-feeds/ Seamless Bottom/ Seamless End 3 = Input/Output	EN = End BO = Bottom SL = Side Left SR = Side Right EJ = End Jumper BJ = Bottom Jumper TF = Power Feed EC = End Cap	0M3 = 0.98ft (30cm) 01M = 3.28ft (1m) 03M = 9.84ft (3m) 05M = 16ft (5m) 10M = 32.81ft (10m) 000 = For End Cap	P = Power or For End Cap S = Signal & Power



VIVID WAVE: SILICONE - 24V

Indoor & Outdoor Rated Linear Flex Profile - Dim to Warm



E

SWIVEL CONNECTOR

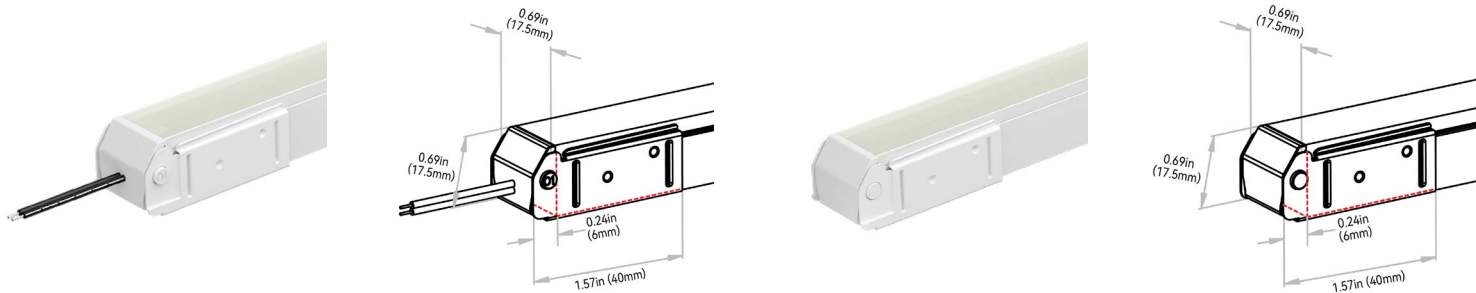


- NOTES:
- 1. Connector Tolerance $\pm 0.02\text{in}$ (0.5mm)
 - 2. Cable diameter: Static & Dim to Warm Silicone = 0.26in (6.5mm)
 - 3. Do not apply force to the feed cable
 - 4. Ensure Max. Cable Lengths are followed according to wire gage to avoid voltage drop

IP20, Omni-directional Cable, Tool-less, Mini Size. Recommended for indoor dry environments and for onsite length adjustments. Under the simple and convenient design concept, we developed our swivel connector, which is superb for indoor concealed installation in narrow space thanks to its mini size and omni-directional cable. Navigated by user manual, tool-free and quick assembly can be realized, and Press & Seal design enables the functions of energization and dust-proof rapidly. DIY or custom factory assembly.

END EXIT: F#16A#

END CAP: F406I#



VIVID WAVE: SILICONE - 24V

Indoor & Outdoor Rated Linear Flex Profile - Dim to Warm



E

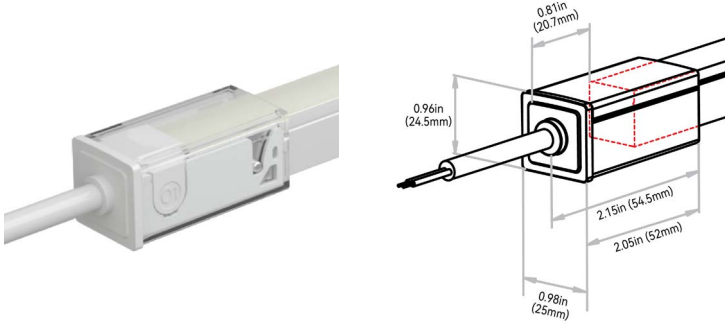
SNAP CONNECTOR



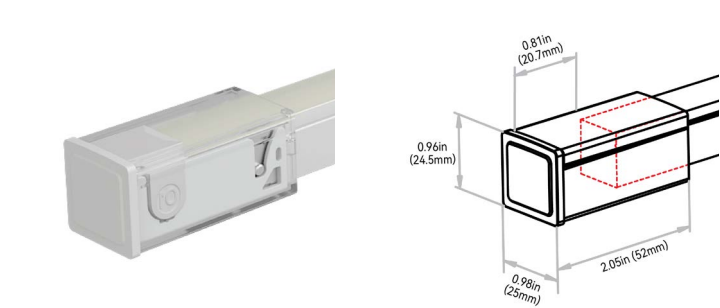
- NOTES:
- 1. Connector Tolerance $\pm 0.02\text{in}$ (0.5mm)
 - 2. Cable diameter: Static, Tunable, SPI & Dim to Warm Silicone = 0.26in (6.5mm)
 - 3. Do not apply force to the feed cable
 - 4. Ensure Max. Cable Lengths are followed according to wire gage to avoid voltage drop
 - 5. Snap Connectors - Top bending fixture not available for Tunable White & SPI-PIXEL. Not available for SPI-RGB or SPI-RGBW both bending directions.

IP67, tool-less; good solution for protection from water ingress; larger connector & anti-wicking ferrule. Recommended for wet environments and on-site length adjustments. To seal the end of light and ensure the waterproof in case of any cutting or extension on site, Insulfit technology prevents the water or vapor ingress from the end of the light. DryWire technology applied on the cable eliminates the capillary phenomenon through wires, which secured the long-term reliability in any wading environments. DIY or custom factory assembly.

END EXIT: F#17A#



END CAP: F#17I8

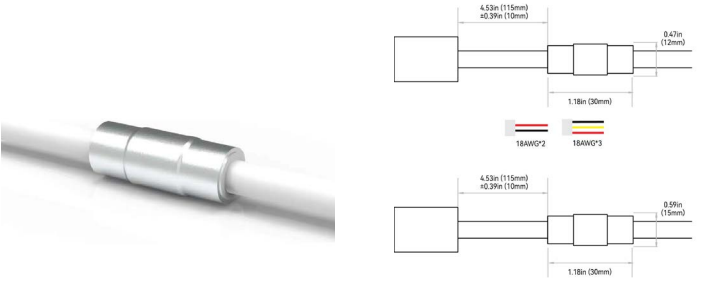


SCREW LOCK CONNECTOR ACCESSORY - IP67



NOTE: The tolerance is $\pm 0.08\text{in}$ (2mm).

ANTI-WICKING FERRULE:



- NOTES:
- 1. The anti-wicking ferrule is located at 4.53in (115mm) ($\pm 0.39\text{in}$ [$\pm 10\text{mm}$] tolerance) from the connector on the cable. For protection against water ingress.
 - 2. The removal of anti-wicking ferrule will void the warranty if any water ingress caused by it.



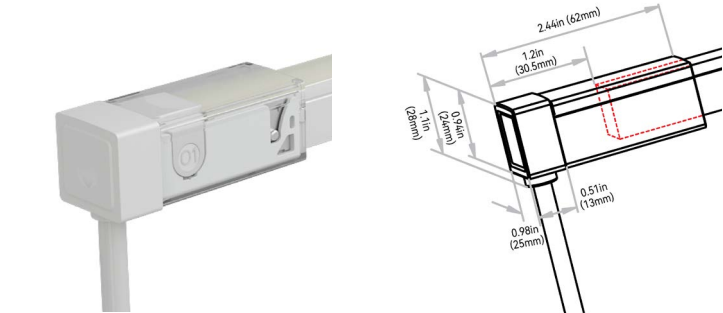
VIVID WAVE: SILICONE - 24V

Indoor & Outdoor Rated Linear Flex Profile - Dim to Warm




E


BOTTOM EXIT: F#17B#



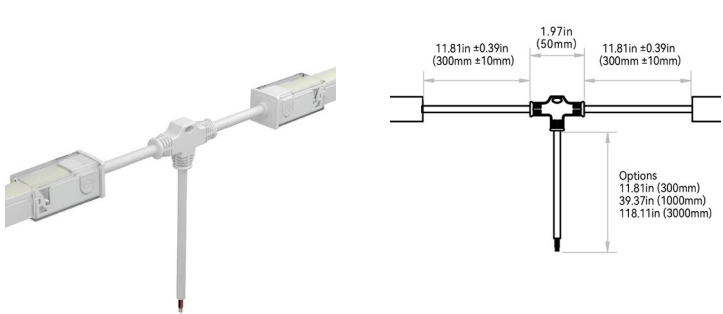
END JUMPER: F#17E1



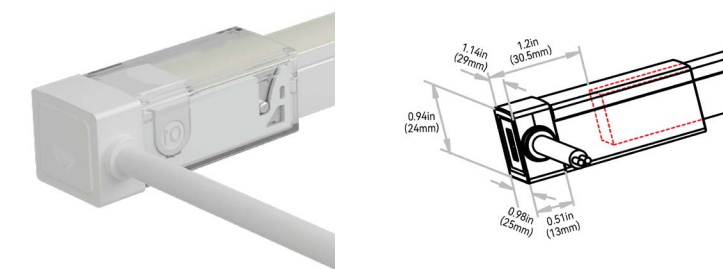
SIDE LEFT EXIT: F#17C#



POWER T-FEED: F#17H#



SIDE RIGHT EXIT: F#17D#



VIVID WAVE: SILICONE - 24V

Indoor & Outdoor Rated Linear Flex Profile - Dim to Warm



E

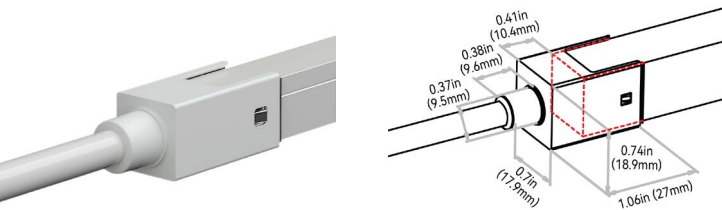
CLICK CONNECTOR



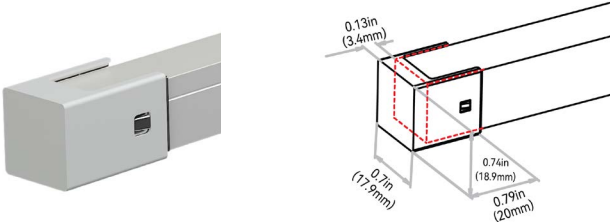
- NOTES:
- 1. Connector Tolerance $\pm 0.02\text{in}$ (0.5mm)
 - 2. Cable diameter: Static, Tunable, SPI & Dim to Warm Silicone = 0.26in (6.5mm)
 - 3. Do not apply force to the feed cable
 - 4. Ensure Max. Cable Lengths are followed according to wire gage to avoid voltage drop
 - 5. Click Connectors - Top bending fixture not available for Tunable White & SPI-PIXEL. Not available for SPI-RGB or SPI-RGBW both bending directions.

IP67; tool-less & mini size. Recommended for outdoor environments & for onsite length adjustments. Click connector, a new type of field-assembly connector for outdoor use, brass casing, features unexceptional adaptability and excellent weather resistance. It achieves the unique balance between waterproof performance and physical dimension, highly functional yet incredibly minimal, giving you an extraordinary visual experience due to the less dark area at the jointing area. The whole assembling process is tool-less and quick, benefiting from its simple but smart structure design. The remarkable innovation lies in the invisible waterproof pretreatment on the cable, which facilitates the wiring and slotting on the site greatly as the extra anti-wicking ferrule on the cable is no longer needed. DIY or custom factory assembly.

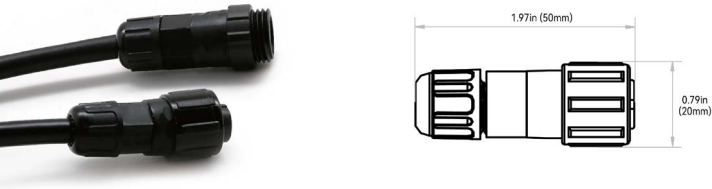
END EXIT: F#18A#



END CAP: F#18I8



SCREW LOCK CONNECTOR ACCESSORY - IP67



NOTE: The tolerance is $\pm 0.08\text{in}$ (2mm).



VIVID WAVE: SILICONE - 24V

Indoor & Outdoor Rated Linear Flex Profile - Dim to Warm



E

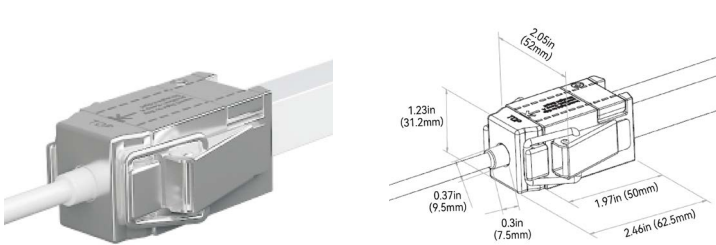
DIY SUBMERSIBLE



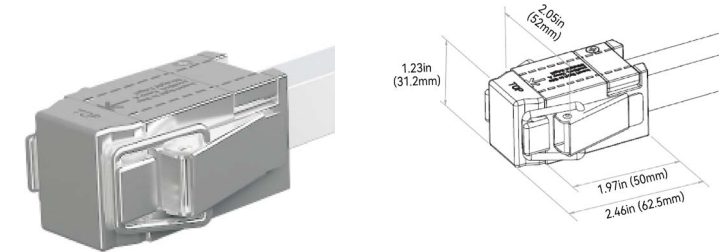
- NOTES:
- 1. Connector Tolerance $\pm 0.02\text{in}$ (0.5mm)
 - 2. Cable diameter: Static Silicone = 0.26in (6.5mm)
 - 3. Do not apply force to the feed cable
 - 4. Ensure Max. Cable Lengths are followed according to wire gage to avoid voltage drop
 - 5. DIY Submersible Connectors - Top bending fixture not available for Tunable White and SPI-PIXEL

IP68, tool-less; good solution for submersible use up to 16.4ft (5m) depth. Recommended for underwater environments and on-site length adjustments. To seal the end of light and ensure the waterproof in case of any cutting or extension on site, Insulfit technology prevents the water or vapor ingress from the end of the light. DryWire technology applied on the cable eliminates the capillary phenomenon through wires, which secured the long-term reliability in any wading environments. DIY or custom factory assembly.


END CAP: F#19A#



END CAP: F#19I8

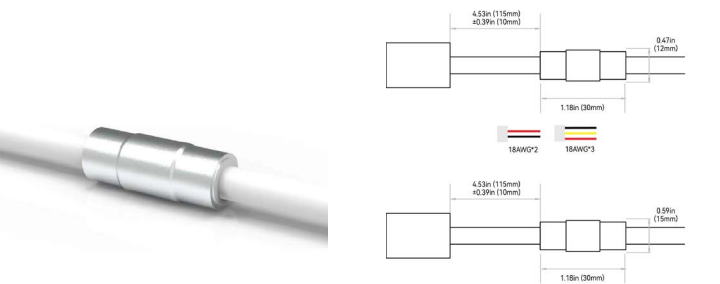


SCREW LOCK CONNECTOR ACCESSORY - IP67



NOTE: The tolerance is $\pm 0.08\text{in}$ (2mm).

ANTI-WICKING FERRULE:



- NOTES:
- 1. The anti-wicking ferrule is located at 4.53in (115mm) ($\pm 0.39\text{in}$ $\pm 10\text{mm}$) tolerance) from the connector on the cable. For protection against water ingress.
 - 2. The removal of anti-wicking ferrule will void the warranty if any water ingress caused by it.




VIVID WAVE0: SILICONE - 24V

Indoor & Outdoor Rated Linear Flex Profile - Dim to Warm



E

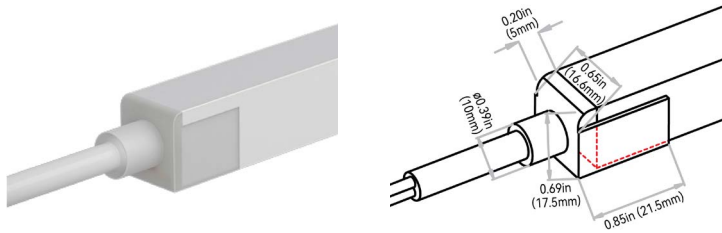
SILICONE SEAMLESS CONNECTOR



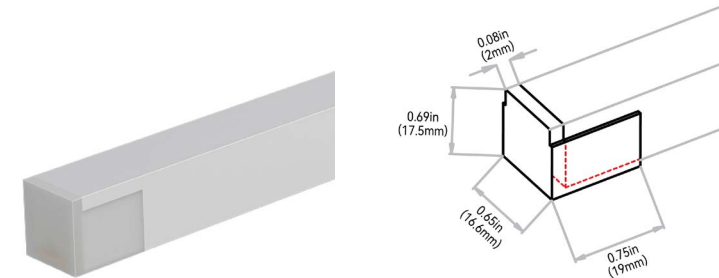
- NOTES:
- 1. Connector Tolerance ± 0.02 in (0.5mm)
 - 2. Cable diameter: Static, Tunable, RGB, RGBW, SPI Silicone & Dim to Warm = 0.26in (6.5mm) & DMX Silicone = 0.27in (6.8mm)
 - 3. Do not apply force to the feed cable
 - 4. Ensure Max. Cable Lengths are followed according to wire gage to avoid voltage drop

IP68; seamless; precise low profile dimension; high grade quality silicone & anti-wicking ferrule. Recommended for; wet environments; custom predetermined lengths; high/ low temperatures; increased humidity; direct UV exposure; harsh working conditions & increased handling forces during installation. Precision milling and special glue Silicone liquid injection-moulded workmanship enables an almost consistent size between connectors and lightbody, and the transparent terminal of the connector allows the seamless effects spliced end by end. DryWire technology applied on the cable eliminates the capillary phenomenon through wires, which secured the long-term reliability in outdoor or any wet environments. Custom factory assembly.

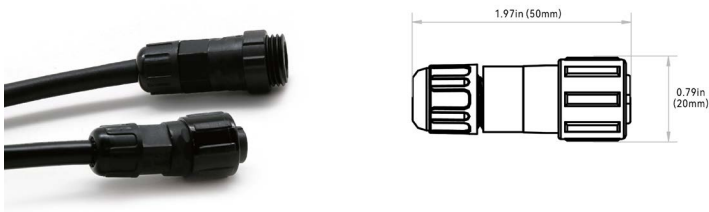
END EXIT: F#12A#



END CAP: F#12I8

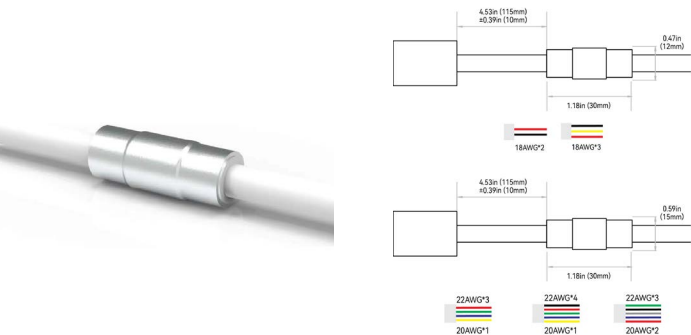


SCREW LOCK CONNECTOR ACCESSORY - IP67



NOTE: The tolerance is ± 0.08 in (2mm).

ANTI-WICKING FERRULE:



- NOTES:
- 1. The anti-wicking ferrule is located at 4.53in (115mm) (± 0.39 in [± 10 mm] tolerance) from the connector on the cable. For protection against water ingress.
 - 2. The removal of anti-wicking ferrule will void the warranty if any water ingress caused by it.



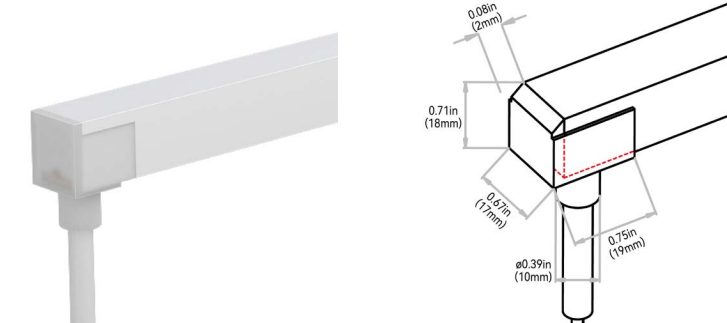
VIVID WAVE: SILICONE - 24V

Indoor & Outdoor Rated Linear Flex Profile - Dim to Warm




E

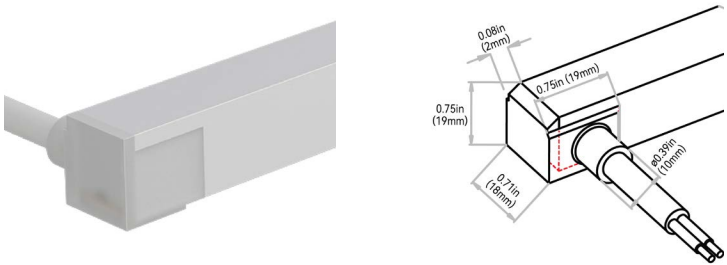
BOTTOM EXIT: F#12B#




END JUMPER: F#12E1



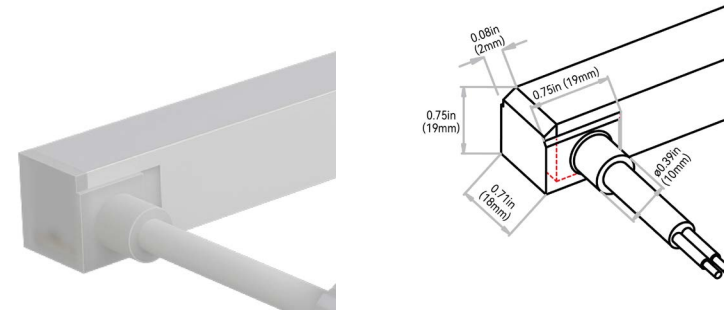
SIDE LEFT EXIT: F#12C#



POWER T-FEED: F#12H#



SIDE RIGHT EXIT: F#12D#



VIVID WAVE: SILICONE - 24V

Indoor & Outdoor Rated Linear Flex Profile - Dim to Warm



F

MOUNTING PROFILES

MOUNTING PROFILE TYPE	STANDARD LENGTH	PROFILE	COLOR	BEND
A1 = Aluminum Basic	2 = 1.38in (35mm) 3 = 19.68in (500mm) 5 = 39.37in (1000mm) 6 = 78.74in (2000mm)	F = Wave	1 = Standard	4 = N/A
A2 = Aluminum Recessed	2 = 1.38in (35mm) 3 = 19.68in (500mm) 5 = 39.37in (1000mm) 6 = 78.74in (2000mm)			
A3 = Aluminum Recessed Silicone Grip	1 = 0.79in (20mm) 3 = 19.68in (500mm) 5 = 39.37in (1000mm) 6 = 78.74in (2000mm)			
A4 = Aluminum Silicone Grip	1 = 0.79in (20mm) 3 = 19.68in (500mm) 5 = 39.37in (1000mm) 6 = 78.74in (2000mm)			
A5 = Aluminum Flexible	3 = 19.68in (500mm) 5 = 39.37in (1000mm)			1 = Side
A8 = Aluminum Raceway	3 = 19.68in (500mm) 5 = 39.37in (1000mm) 6 = 78.74in (2000mm)			4 = N/A
A9 = Aluminum Raceway Suspended	3 = 19.68in (500mm) 5 = 39.37in (1000mm) 6 = 78.74in (2000mm)			
P1 = Plastic Reinforced	2 = 1.38in (35mm) 3 = 19.68in (500mm) 5 = 39.37in (1000mm) 6 = 78.74in (2000mm)			
C1 = Silicone Flexible	F = 2.16in (55mm) B = 4.33in (110mm) C = 7.87in (200mm) 3 = 19.68in (500mm) 5 = 39.37in (1000mm)		2 = Black 3 = White 0 = Custom	
S1 = Stainless Steel Clips	2 = 1.38in (35mm)		1 = Standard	



VIVID WAVE: SILICONE - 24V

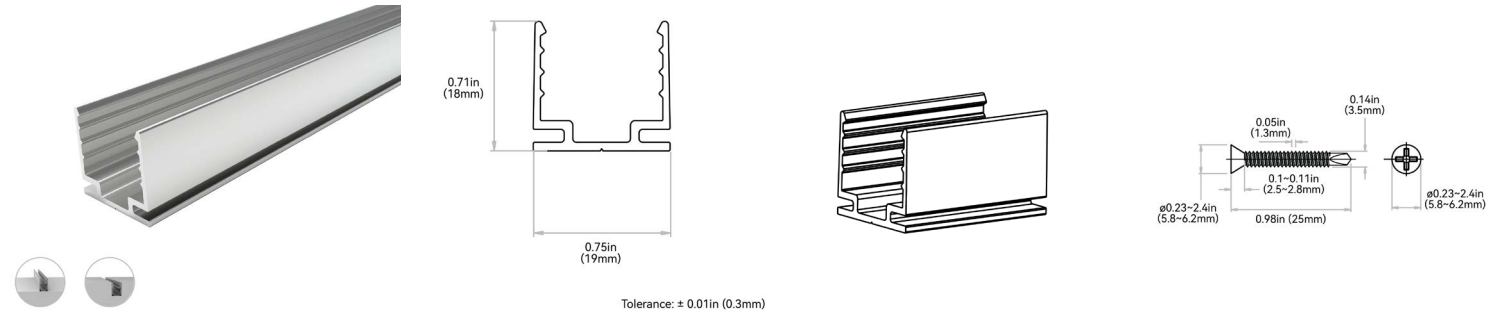
Indoor & Outdoor Rated Linear Flex Profile - Dim to Warm



F

ALUMINUM PROFILE - BASIC

High-quality 6063 aluminum with thin-wall, light-weight design to fit the fixture tightly. It is deformation and rust resistant, and cost-effective. Please refer to install manual for proper installation practices..

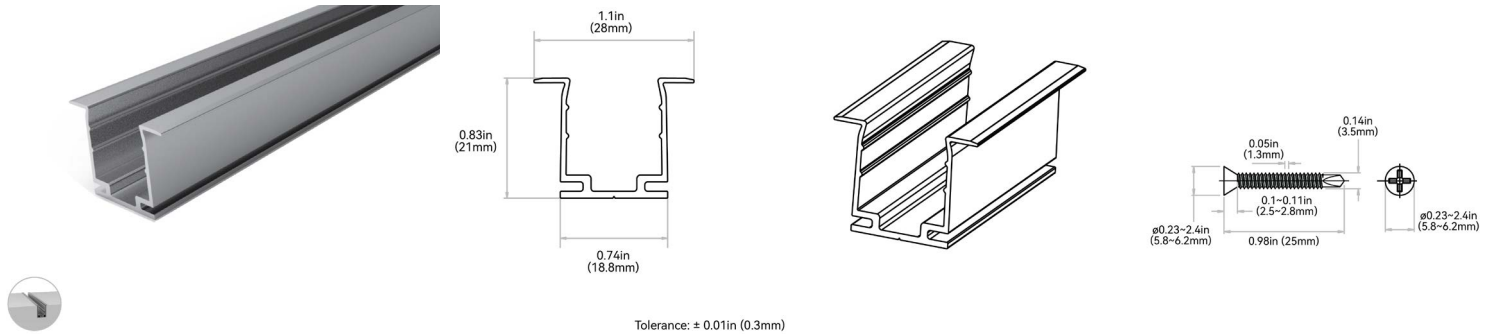


NOTES: 1. 2-L1 refers to two of symmetric L1 in each piece of profile.
2. (N-1)-L2 refers to (N minus one) of symmetric L2 in each piece of profile.
“N” hereby stands for its corresponding “Hole Number” in the below table

ORDER CODE	LEGACY CODE	STANDARD LENGTH	L1	L2	SLOTTED HOLE	HOLE #
A12F14	CL16RAL3C5SD	1.38in (35mm)	0.69in (17.5mm)	N/A	0.16*0.39in (4*10mm)	1
A13F14	CH16RAL0M5SD	19.68in (500mm)	1.97in (50mm)	7.87in (200mm)	0.16*0.39in (4*10mm)	3
A15F14	CH16RAL01MSD	39.37in (1000mm)	3.93in (100mm)	7.87in (200mm)	0.16*0.39in (4*10mm)	5
A16F14	CH16RAL02MSD	78.74in (2000mm)	3.93in (100mm)	7.87in (200mm)	0.16*0.39in (4*10mm)	10

ALUMINUM PROFILE - RECESSED

High-quality 6063 aluminum with thin-wall, light-weight design to fit the fixture tightly. Recommended on projects with lighting mounted recessed in a cavity so only the lens is shown. It is deformation and rust resistant, and cost-effective. Please refer to install manual for proper installation practices.



NOTES: 1. 2-L1 refers to two of symmetric L1 in each piece of profile.
2. (N-1)-L2 refers to (N minus one) of symmetric L2 in each piece of profile.
“N” hereby stands for its corresponding “Hole Number” in the below table

ORDER CODE	LEGACY ORDER CODE	STANDARD LENGTH	L1	L2	SLOTTED HOLE	HOLE #
A22F14	CL16RRA3C5SD	1.38in (35mm)	0.69in (17.5mm)	N/A	0.16*0.39in (4*10mm)	1
A23F14	CH16RRA0M5SD	19.68in (500mm)	1.97in (50mm)	7.87in (200mm)	0.16*0.39in (4*10mm)	3
A25F14	CH16RRA01MSD	39.37in (1000mm)	3.93in (100mm)	7.87in (200mm)	0.16*0.39in (4*10mm)	5
A26F14	CH16RRA02MSD	78.74in (2000mm)	3.93in (100mm)	7.87in (200mm)	0.16*0.39in (4*10mm)	10



VIVID WAVE: SILICONE - 24V

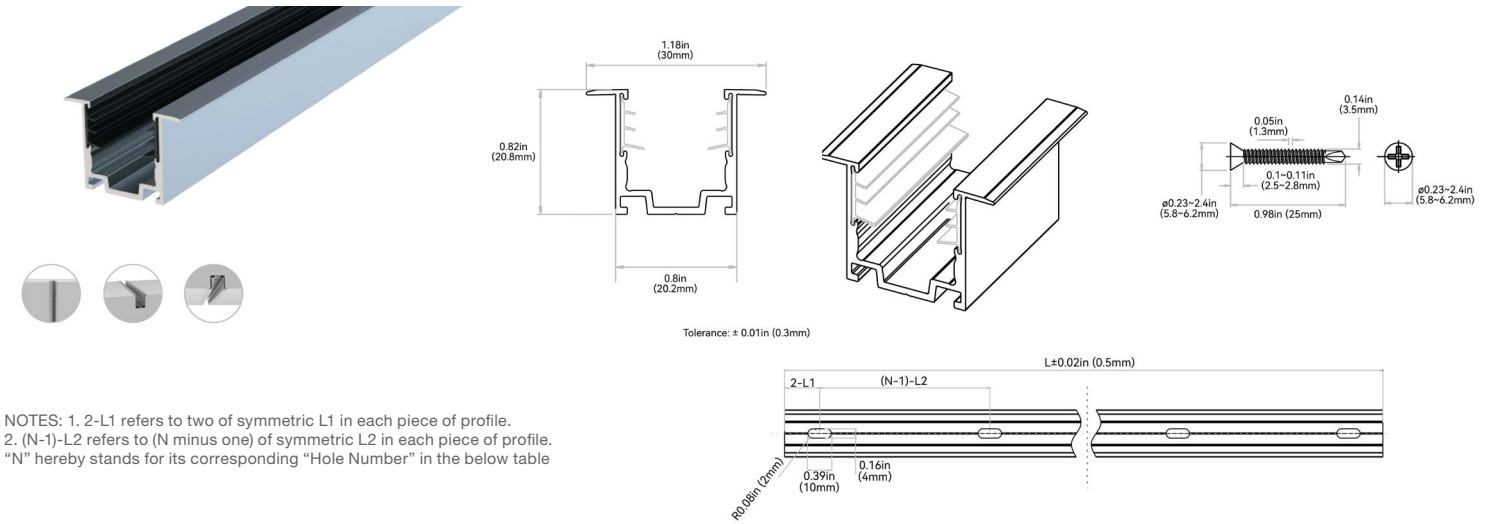
Indoor & Outdoor Rated Linear Flex Profile - Dim to Warm



F

ALUMINUM PROFILE - RECESSED - SILICONE GRIP

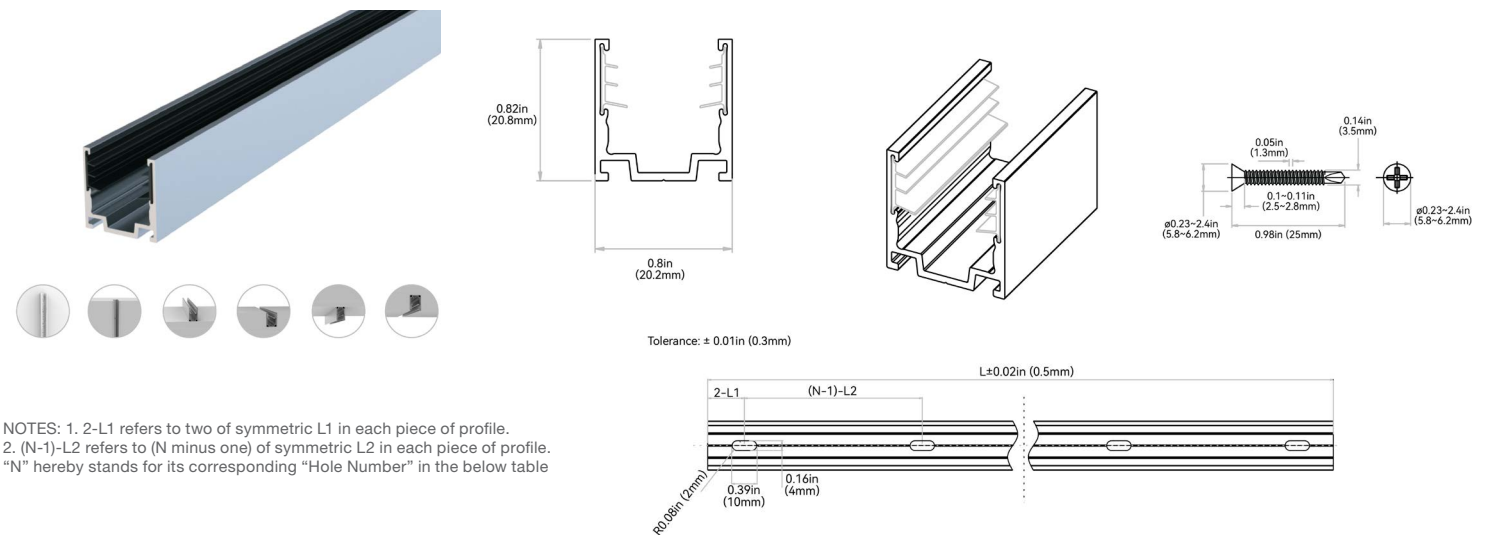
High-quality 6063 aluminum with thin-wall, light-weight design to fit the fixture tightly. Includes a serrated silicone grip insert designed to hold fixture with additional force. Recommended on projects mounted upside down with lighting mounted recessed in a cavity so only the lens is shown. It is deformation and rust resistant, and cost-effective. Please refer to install manual for proper installation practices.



ORDER CODE	LEGACY ORDER CODE	STANDARD LENGTH	L1	L2	SLOTTED HOLE	HOLE #
A31F14	CL16RRA02CSE	0.79in (20mm)	0.39in (10mm)	N/A	0.16*0.39in (4*10mm)	1
A33F14	CH16RRA0M5SE	19.68in (500mm)	1.97in (50mm)	7.87in (200mm)	0.16*0.39in (4*10mm)	3
A35F14	CH16RRA01MSE	39.37in (1000mm)	3.93in (100mm)	7.87in (200mm)	0.16*0.39in (4*10mm)	5
A36F14	CH16RRA02MSE	78.74in (2000mm)	3.93in (100mm)	7.87in (200mm)	0.16*0.39in (4*10mm)	10

ALUMINUM PROFILE - SILICONE GRIP

High-quality 6063 aluminum with thin-wall, light-weight design. Includes a serrated silicone grip insert designed to hold fixture with additional force. Recommended on projects mounted upside down. It is deformation and rust resistant, and cost-effective. Please refer to install manual for proper installation practices.



ORDER CODE	LEGACY ORDER CODE	STANDARD LENGTH	L1	L2	SLOTTED HOLE	HOLE #
A41F14	CL16RAL02CSE	0.79in (20mm)	0.39in (10mm)	N/A	0.16*0.39in (4*10mm)	1
A43F14	CH16RAL0M5SE	19.68in (500mm)	1.97in (50mm)	7.87in (200mm)	0.16*0.39in (4*10mm)	3
A45F14	CH16RAL01MSE	39.37in (1000mm)	3.93in (100mm)	7.87in (200mm)	0.16*0.39in (4*10mm)	5
A46F14	CH16RAL02MSE	78.74in (2000mm)	3.93in (100mm)	7.87in (200mm)	0.16*0.39in (4*10mm)	10



VIVID WAVE: SILICONE - 24V

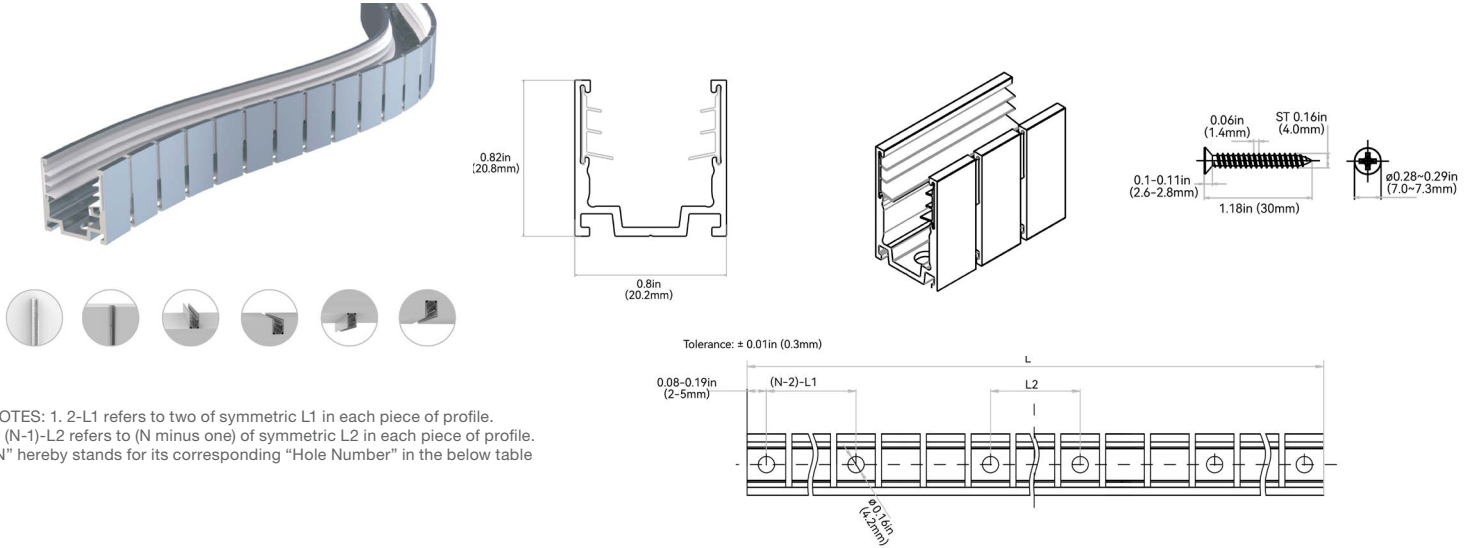
Indoor & Outdoor Rated Linear Flex Profile - Dim to Warm



F

ALUMINUM PROFILE - FLEXIBLE

It is an expanded design of the flexible aluminum profile, and caters for the continuously streamlined aesthetics of curve shape. The secondary precision cutting process, not only maintains the advantage of clamping force, but also enables the two-way side bending directions with super shape memory. Please refer to install manual for proper installation practices.

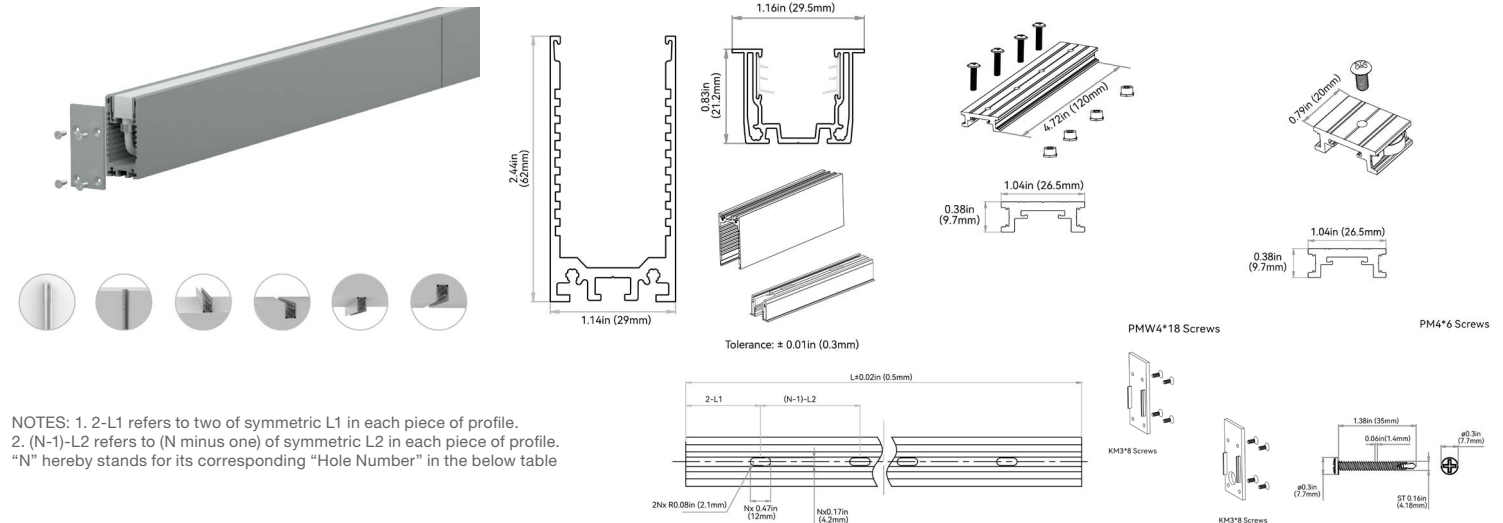


NOTES: 1. 2-L1 refers to two of symmetric L1 in each piece of profile.
2. (N-1)-L2 refers to (N minus one) of symmetric L2 in each piece of profile.
"N" hereby stands for its corresponding "Hole Number" in the below table

ORDER CODE	LEGACY ORDER CODE	STANDARD LENGTH	L1	L2	SLOTTED HOLE	HOLE #
A53F11	CH16FAL0M5SE	19.68in (500mm)	4.34in (110.3mm)	1.92in (48.9mm)	Ø 0.17in (4.2mm)	6
A55F11	CH16FAL01MSE	39.37in (1000mm)	4.59in (116.5mm)	3.89in (98.8mm)	Ø 0.17in (4.2mm)	10

ALUMINUM PROFILE - RACEWAY

High-quality 6063 thin-wall aluminum, light-weight design featuring hidden cables. The raceway space is enough to conceal seamless connectors with bottom feed and the general male/female connectors. It is superb for the facade where tidiness is required and the scenarios that lack of space for wiring. Please refer to install manual for proper installation practices.



NOTES: 1. 2-L1 refers to two of symmetric L1 in each piece of profile.
2. (N-1)-L2 refers to (N minus one) of symmetric L2 in each piece of profile.
"N" hereby stands for its corresponding "Hole Number" in the below table

ORDER CODE	LEGACY ORDER CODE	STANDARD LENGTH	L1	L2	SLOTTED HOLE	HOLE #
A83F14	CH16RAL0M5RS	19.68in (500mm)	1.97in (50mm)	7.87in (200mm)	0.18*0.47in (4.5*12mm)	3
A85F14	CH16RAL01MRS	39.37in (1000mm)	3.93in (100mm)	7.87in (200mm)	0.18*0.47in (4.5*12mm)	5
A86F14	CH16RAL02MRS	78.74in (2000mm)	3.93in (100mm)	7.87in (200mm)	0.18*0.47in (4.5*12mm)	10



GLLS.COM | 1-888-580-6366

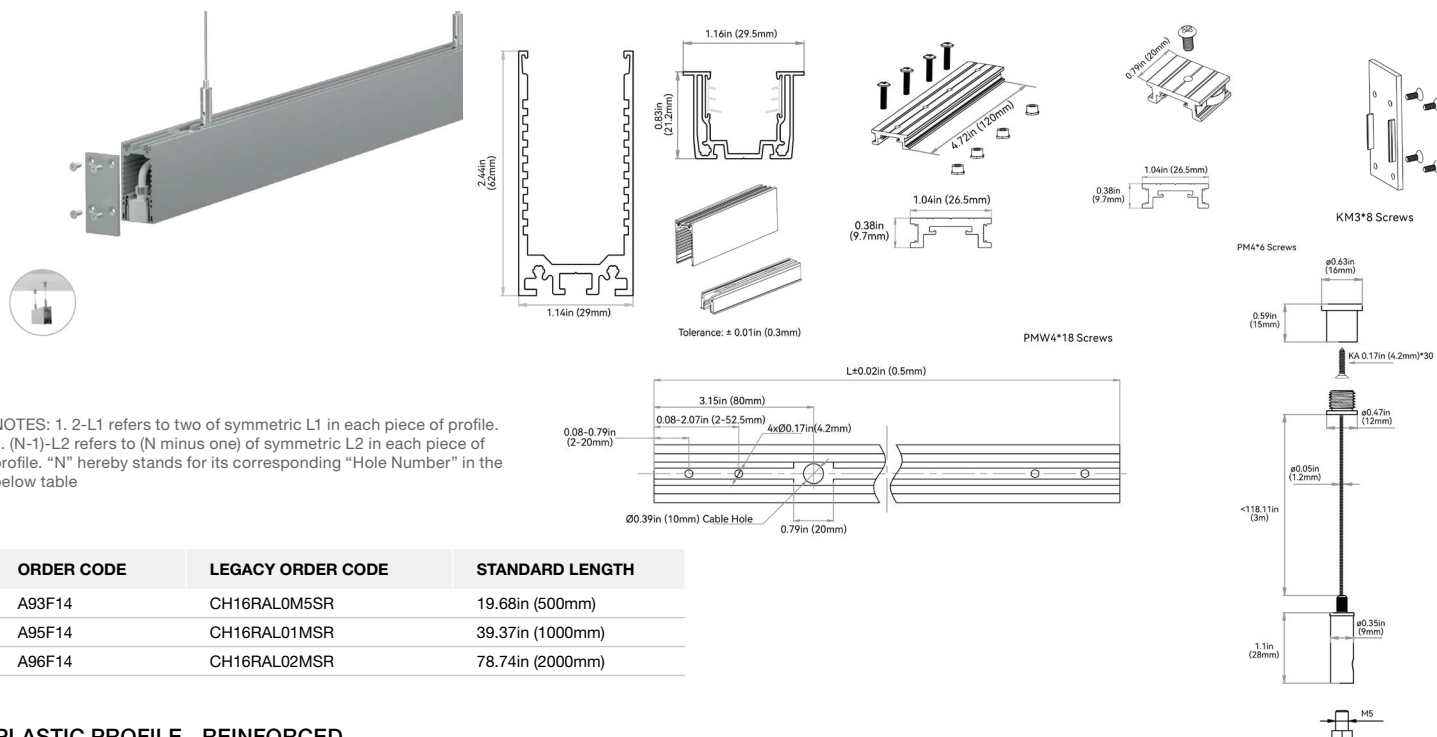
GLLS reserves the right to make any design changes for continuous improvement which will not affect the overall appearance or performance. REV. 20251230

Indoor & Outdoor Rated Linear Flex Profile - Dim to Warm

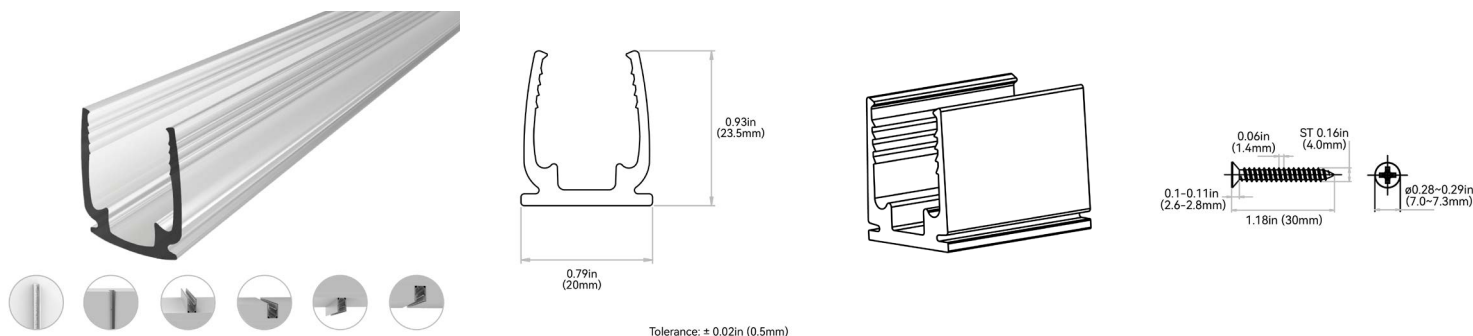


F

High-quality 6063 thin-wall aluminum, light-weight design featuring hidden cables and suspended by cables from the ceiling. The raceway space is enough to conceal seamless connectors with bottom feed and the general male/female connectors. It is superb for the facade where tidiness is required and the scenarios that lack of space for wiring. Please refer to install manual for proper installation practices.



High Quality rigid plastic designed to securely hold fixtures. Recommended for use in extreme environments susceptible to increased water/humidity (SPA's and pools). Please refer to install manual for proper installation practices.



NOTES: 1. 2-L1 refers to two of symmetric L1 in each piece of profile.
2. (N-1)-L2 refers to (N minus one) of symmetric L2 in each piece of profile.
"N" hereby stands for its corresponding "Hole Number" in the below table

ORDER CODE	LEGACY ORDER CODE	STANDARD LENGTH	L1	L2	SLOTTED HOLE	HOLE #
P12F14	CL16RTP3C5SD	1.38in (35mm)	0.69in (17.5mm)	N/A	0.18"0.31in (4.5"8mm)	1
P13F14	CH16RTP0M5SD	19.68in (500mm)	1.97in (50mm)	7.87in (200mm)	0.18"0.31in (4.5"8mm)	3
P15F14	CH16RTP01MSD	39.37in (1000mm)	3.93in (100mm)	7.87in (200mm)	0.18"0.31in (4.5"8mm)	5
P16F14	CH16RTP02MSD	78.74in (2000mm)	3.93in (100mm)	7.87in (200mm)	0.18"0.31in (4.5"8mm)	10



VIVID WAVE: SILICONE - 24V

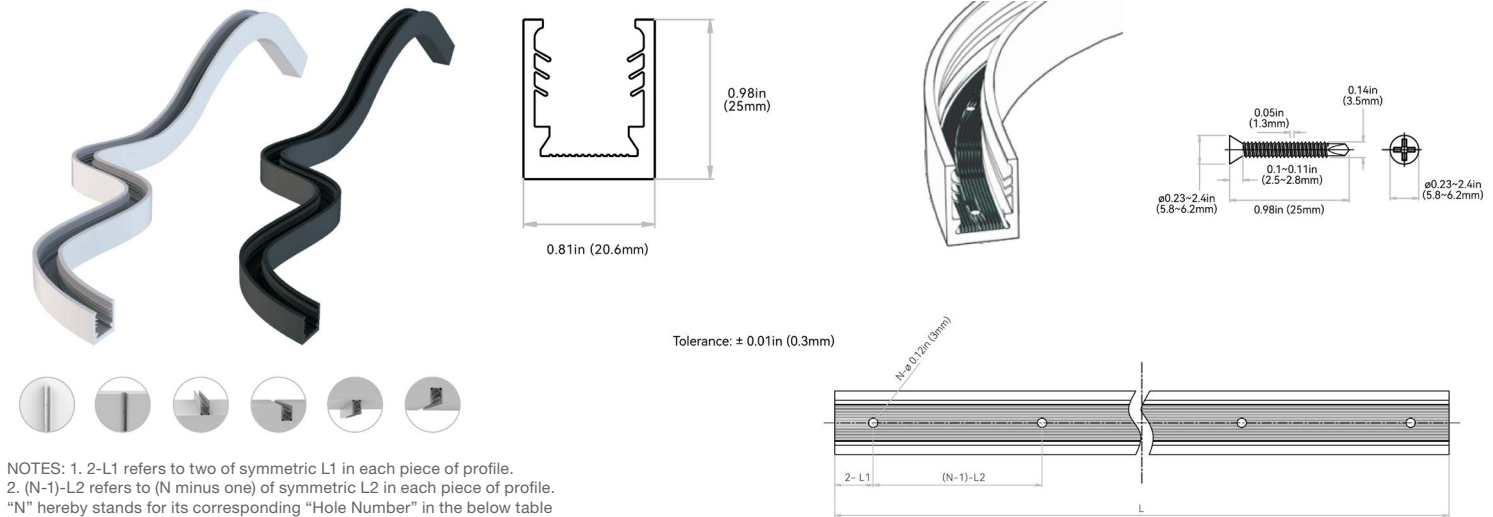
Indoor & Outdoor Rated Linear Flex Profile - Dim to Warm



F

SILICONE PROFILE - FLEXIBLE

An all-in-one mounting profile designed to unleash your creativity. This profile not only provides flexibility in installation methods, but also overcomes bending limitations by offering both top and side bending in a single profile. Fully encapsulated in UL-certified silicone, it excels in UV, weather, and corrosion resistance, making it suitable for underwater, high and low temperature environments. Elegant and square in appearance, it is available in black or white standard colors, or bespoke colors to blend in with the background. Supported by innovative serrated silicone fins, its clamping strength is strong enough to secure any installation method. Please refer to install manual for proper installation practices. Side and top bending.

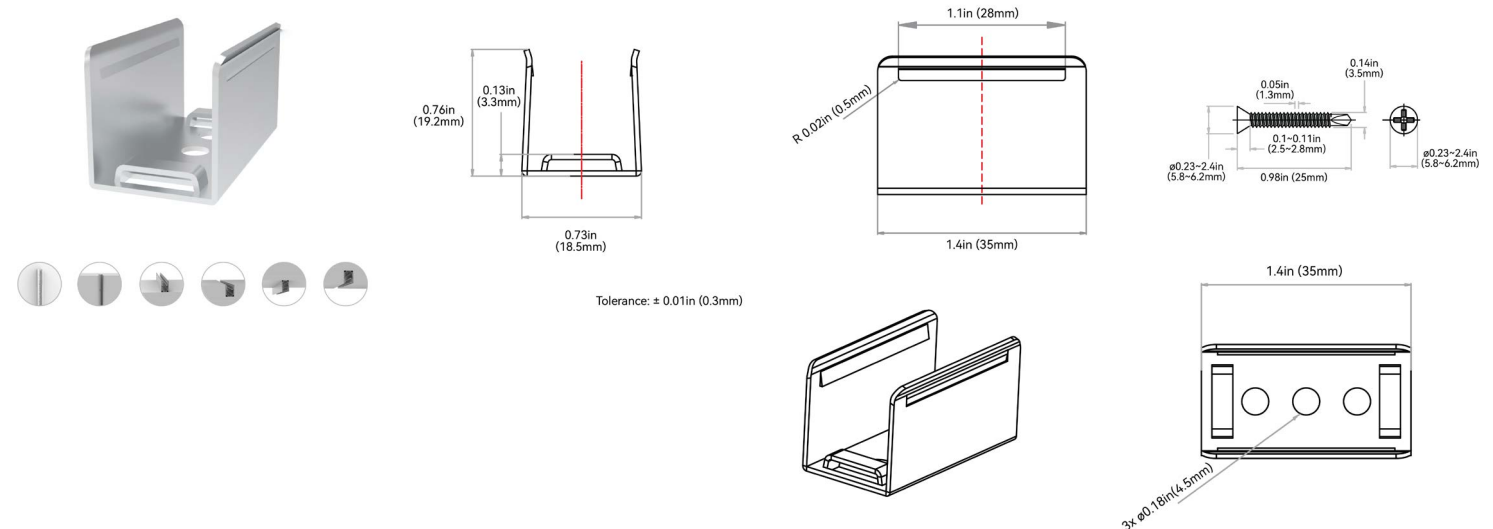


NOTES: 1. 2-L1 refers to two of symmetric L1 in each piece of profile.
2. (N-1)-L2 refers to (N minus one) of symmetric L2 in each piece of profile.
"N" hereby stands for its corresponding "Hole Number" in the below table

ORDER CODE	LEGACY ORDER CODE: WHITE	LEGACY ORDER CODE: BLACK	STANDARD LENGTH	L1	L2	SLOTTED HOLE	HOLE #
C1FF#4	CH16FAN5C5SEW	CH16FAN5C5SEB	2.16in (55mm)	0.49in (12.5mm)	1.18in (30mm)	Ø 0.12in (3mm)	2
C1BF#4	CH16FAN1C1SEW	CH16FAN1C1SEB	4.33in (110mm)	0.46in (11.6mm)	3.48in (88.4mm)	Ø 0.12in (3mm)	2
C1CF#4	CH16FAN0M2SEW	CH16FAN0M2SEB	7.87in (200mm)	0.46in (11.6mm)	3.48in (88.4mm)	Ø 0.12in (3mm)	3
C13F#4	CH16FAN0M5SEW	CH16FAN0M5SEB	19.68in (500mm)	1.14in (29mm)	3.48in (88.4mm)	Ø 0.12in (3mm)	6
C15F#4	CH16FAN01MSEW	CH16FAN01MSEB	39.37in (1000mm)	0.54in (13.8mm)	3.48in (88.4mm)	Ø 0.12in (3mm)	12

STAINLESS STEEL PROFILE - CLIP

It uses grade 316 stainless steel with excellent property of deformation and rust resistance. The material makes it suitable for humid coastal surroundings and weak acid-base industrial environments that other mounting profiles can't accommodate. The structural design and material characteristics collectively ensure a tight clamping force. It's very convenient and reliable even for suspended installation in the curve shape. Please refer to install manual for proper installation practices.



ORDER CODE	LEGACY ORDER CODE	STANDARD LENGTH	SLOTTED HOLE	HOLE #
S12F14	CL16RSS3C5SD	1.38in (35mm)	ø 0.18in (4.5mm)	3



GLLS.COM | 1-888-580-6366

GLLS reserves the right to make any design changes for continuous improvement which will not affect the overall appearance or performance. REV. 20251230

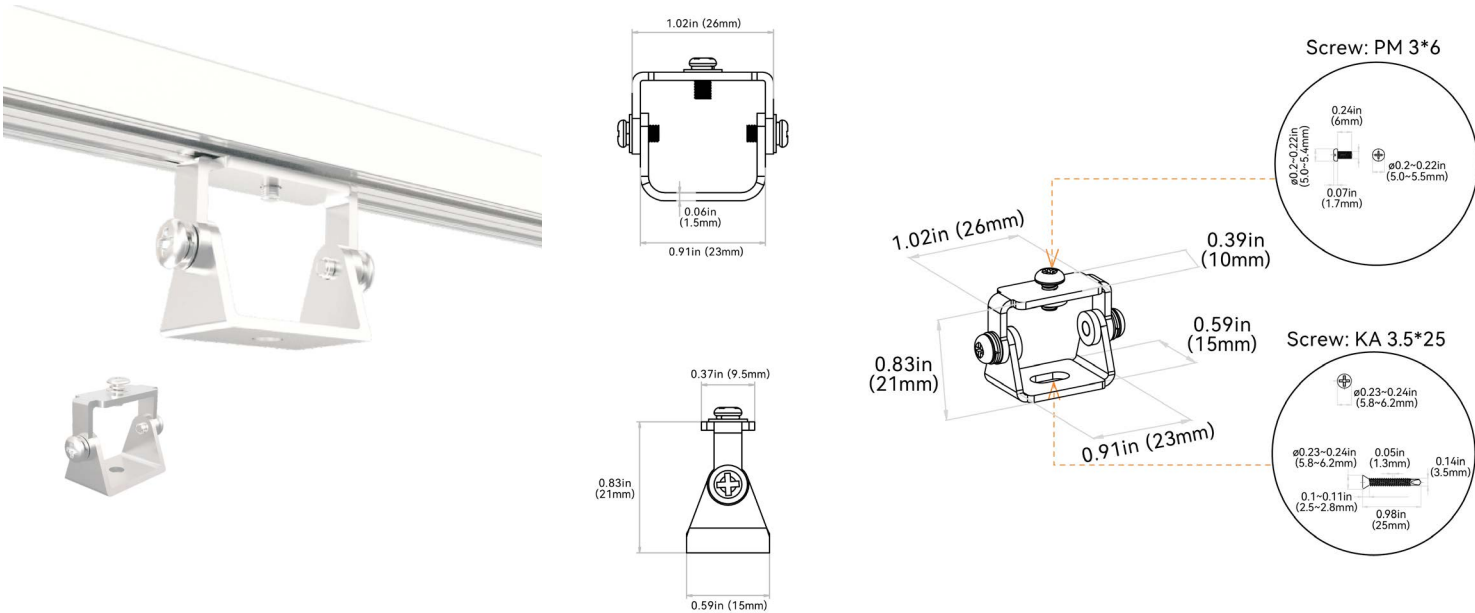
G

MOUNTING ACCESSORIES

MOUNTING ACCESSORY TYPE	PROFILE
MA1 = Pivot Bracket	F = Wave
MA2 = Rotary Bracket	
MA3 = Side Bracket	
MA4 = Ceiling Clip	
MA5 - Suspended Rod + Clip	
MA6 = Suspended Wire Kit	
MA7 = Alignment Bracket - Aluminum Basic	
MA8 = Alignment Bracket - Aluminum Silicone Grip	

PIVOT BRACKET

Applicable to all mounting profiles.



VIVID WAVE: SILICONE - 24V

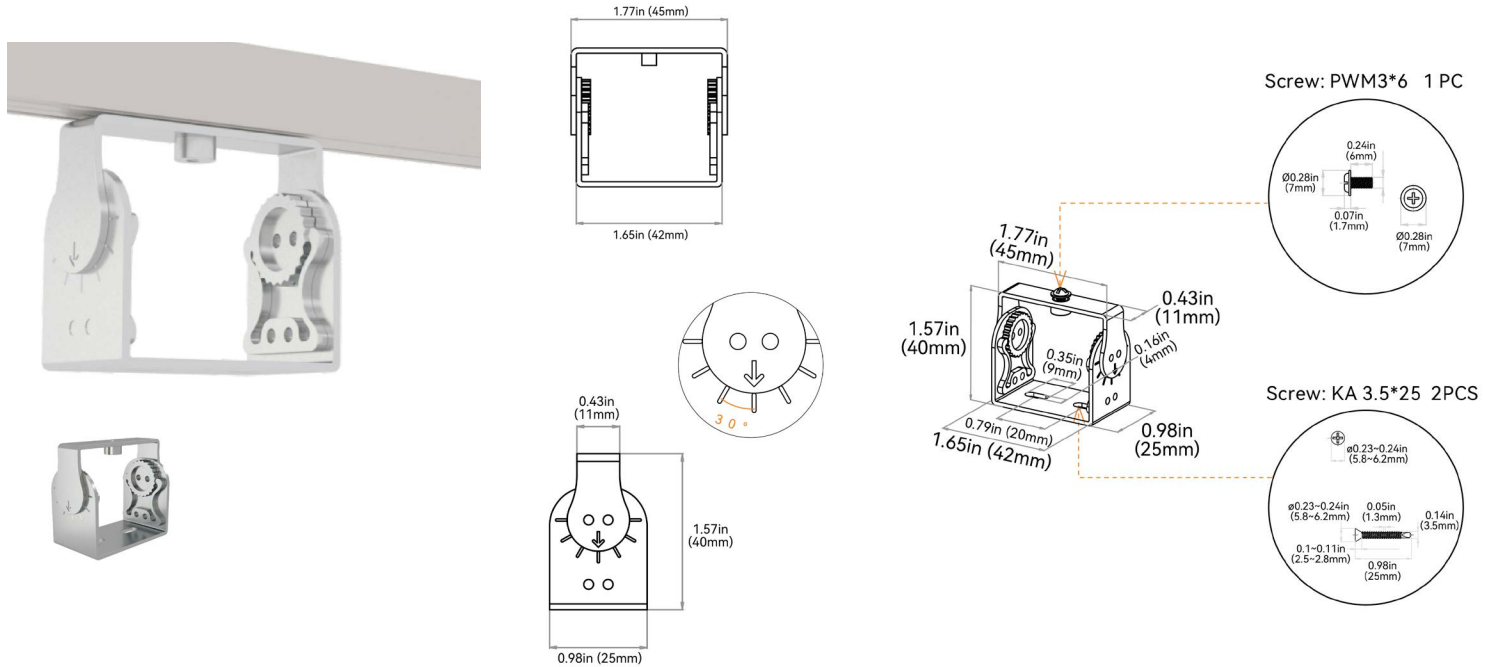
Indoor & Outdoor Rated Linear Flex Profile - Dim to Warm



G

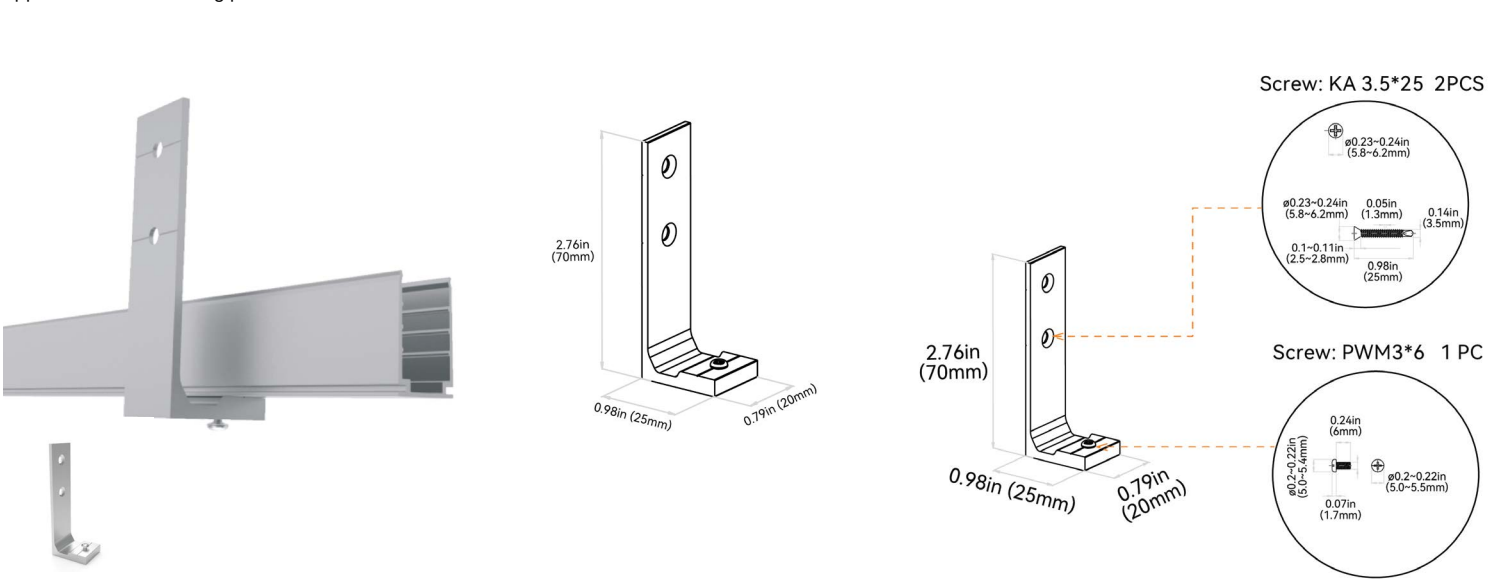
ROTARY BRACKET

Applicable to all mounting profiles.



SIDE MOUNTING BRACKET

Applicable to all mounting profiles.



VIVID WAVE: SILICONE - 24V

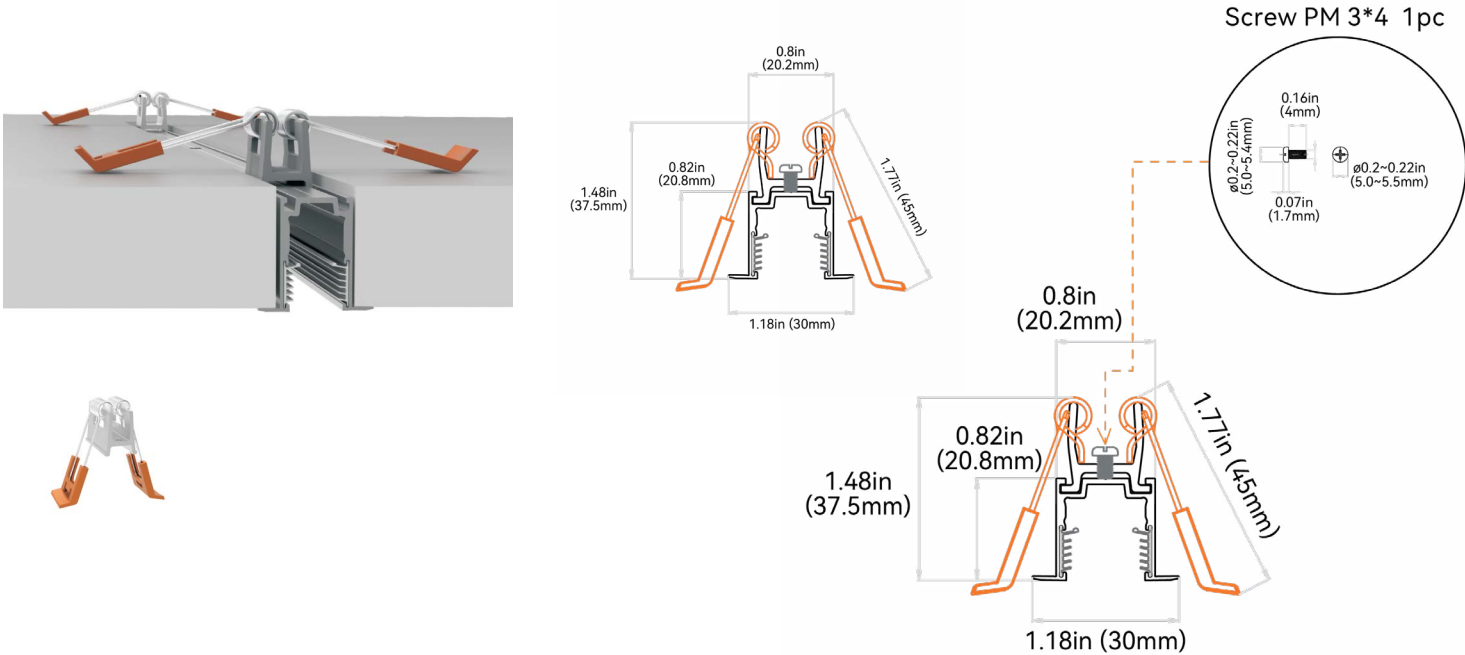
Indoor & Outdoor Rated Linear Flex Profile - Dim to Warm



G

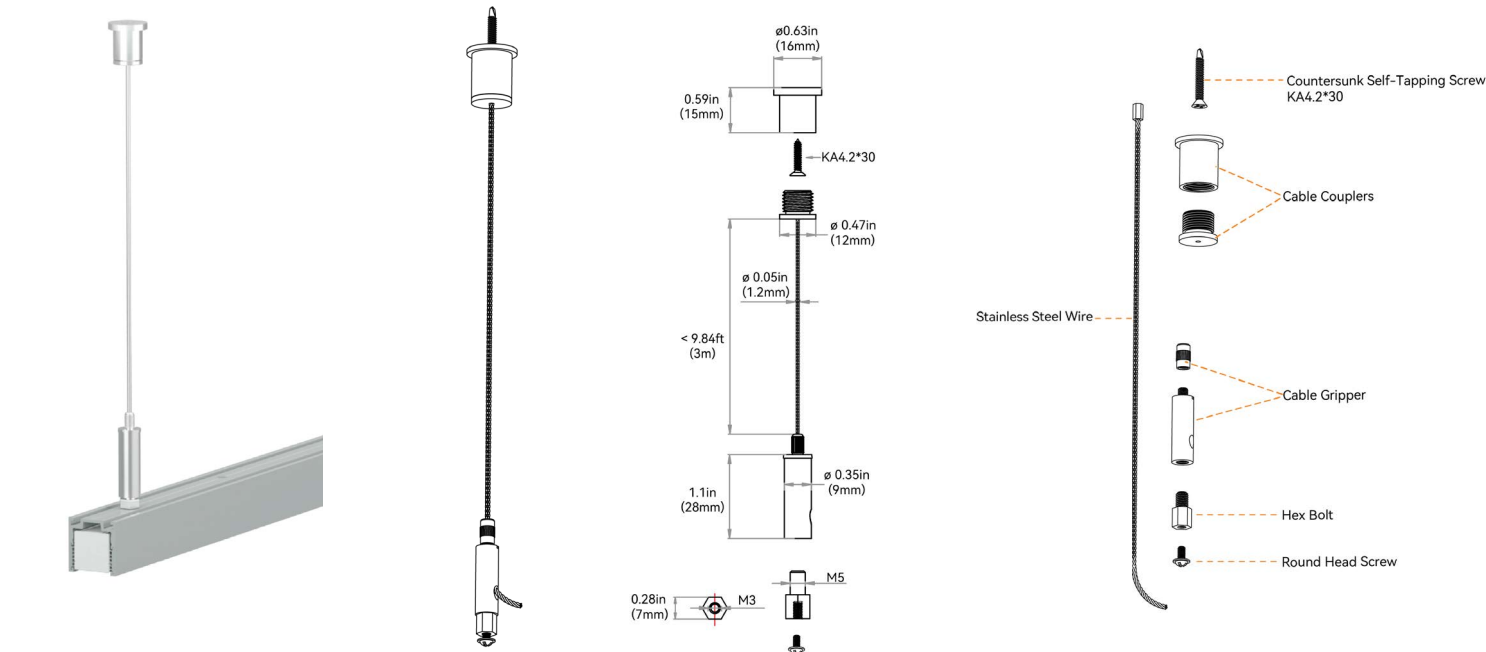
CEILING CLIP BRACKET

Applicable to aluminum profile - recessed - silicone grip



SUSPENDED WIRE

Applicable to Aluminum Profile - Silicone Grip. 2 kits of stainless steel wires for 39.37in (1000mm) of profile & 3 kits of stainless steel wires for 78.74in (2000mm) of profile.



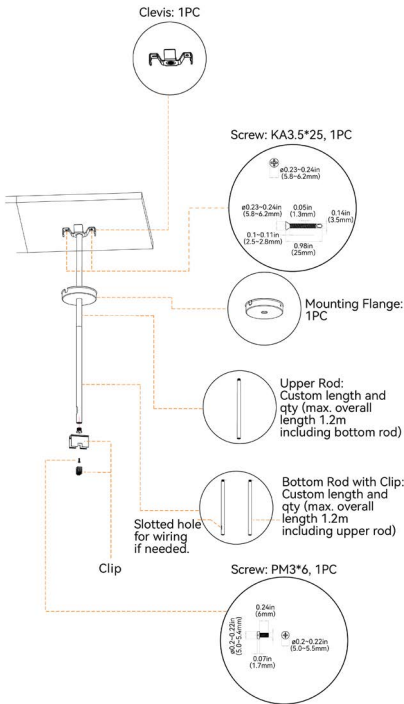
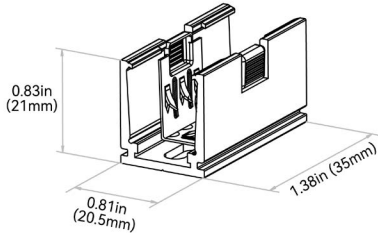
VIVID WAVE: SILICONE - 24V

Indoor & Outdoor Rated Linear Flex Profile - Dim to Warm



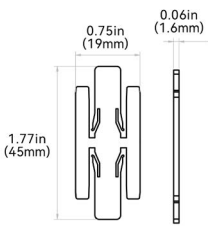
G

SUSPENDED MOUNTING CLIP + ROD



ALIGNMENT BRACKET - ALUMINUM BASIC

Applicable to aluminum basic



ALIGNMENT BRACKET - ALUMINUM SILICONE GRIP

Applicable to aluminum silicone grip

