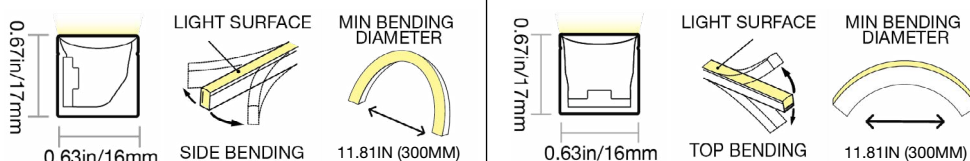


VIVID WAVE: SILICONE - 24V

Indoor & Outdoor Rated Linear Flex Profile - SPI-Pixel



PROFILE CAPABILITIES



TEMPERATURES

AMBIENT OPERATING TEMPERATURE:

10W/m: -40°F to 140°F (-40°C to 60°C)
≥12W/m: -40°F to 131°F (-40°C to 55°C)

AMBIENT INSTALLATION TEMPERATURE:

-40°F to ~140°F (-40°C to ~60°C)

FIXTURE STORAGE TEMPERATURE:

-40°F to 140°F (-40°C to 60°C)

MAX MOUNTING SURFACE TEMPERATURE:

185°F (85°C)

HUMIDITY (NON-CONDENSING):

0-95%

THERMAL MANAGEMENT:

Free Air Convection

CERTIFICATIONS & FEATURES*



FIXTURE ORDER CODE

E		A				B			
INPUT CONNECTORS	SERIES	MATERIAL	PROFILE	BENDING	JACKET/BASE + LENS COLOR	LED FUNCTION	LED COLOR	CHIP + CRI	
See Page 6 to select input connector	V = Vivid	1 = Silicone	F = Wave	1 = Side 2 = Top	W = White + Diffused	5 = SPI-Pixel All Colors 6 = SPI-Pixel-RGBW 2700K 3000K 4000K	A = Amber B = Blue C = Green E = Red H = 2200K J = 2700K L = 3000K M = 3500K N = 4000K Q = 5700K U = 2200K-5700K S = RGB	1 = Epistar SMD LED Chip Colors RGB 2 = Epistar SMD LED Chip + CRI80 Whites RGBW	

C		D	E		F	G	
POWER	VOLTAGE + CIRCUIT TYPE**	ORDER UNIT LENGTH*	OUTPUT CONNECTOR		MOUNTING PROFILE	MOUNTING ACCESSORIES	POWER SUPPLIES & CONTROLS:
F = 3.05W/ft (10W/m) Tunable White G = 3.66W/ft (12W/m) Colors Whites J = 5.03W/ft (16.5W/m) RGB L = 6.71W/ft (22W/m) RGBW	2C = 24V DC CC	F = 3.28in (83.3mm) Colors Whites RGB RGBW G = 3.94in (100mm) Tunable White	See Page 6 to select output connector		See Page 15 to select mounting profiles	See Page 21 to select accessory	By Others By GLLS

*Maximum IP and IK ratings achievable with appropriate accessories, and cable diameter: silicone SPI Pixel = 0.26in (6.5mm). **The Constant Current (CC) Integrated Circuit extends max run length. Do not use a CC power supply, as it may cause damage.

VIVID WAVE: SILICONE - 24V

Indoor & Outdoor Rated Linear Flex Profile - SPI-Pixel



A

MECHANICAL

ASSEMBLY

Fixtures are carefully assembled using high-quality components to ensure durability and performance. Each unit is built to meet strict specifications, with attention to electrical safety, thermal management, and optical alignment.

OVERALL & CUTTING LENGTHS

Fixtures feature defined overall lengths and specific cutting increments for easy customization. Cutting must be done at marked points to maintain proper function and consistent light output.

JACKET COLOR

The white jacket with diffused white lens covers provide a clean, uniform appearance while softening light output for reduced glare. It enhances visual comfort and delivers smooth, even illumination ideal for architectural and display applications.

BENDING RADIUS

Do not bend smaller than allowed minimum bend diameter, or may cause damage to the light & void warranty.

OPERATION

LIGHT ENGINE

SPI pixel light engines use high-speed Serial Peripheral Interface (SPI) to control each LED independently. This allows smooth, real-time effects like chasing, fading, and color changes—ideal for dynamic displays, media façades, and interactive lighting.

ELECTRICAL

Designed to meet UL, CE, and RoHS standards, they feature overload, overvoltage, and short-circuit protection, along with low EMI and efficient thermal management for safe, reliable operation.

DIMMING

24V DC SPI systems use digital dimming via SPI-compatible controllers, such as Artnet-to-SPI or DMX-to-SPI. These allow precise, flicker-free control of each pixel's brightness and color, ideal for dynamic and custom lighting effects.

GENERAL

WARRANTY

Limited 10-Year Warranty against defects in materials and manufacturing. Coverage applies to properly installed and maintained products. Damage from misuse or improper installation is not covered. GLLS may repair, replace, or issue credit for eligible claims.

LUMEN MAINTENANCE

GLLS static lighting fixtures are tested to IES LM-84 and projected with IES TM-28 to ensure consistent lumen maintenance. Fixtures are designed to retain at least 70% of their initial brightness (L70) over a 10-year lifespan when properly installed and operated.

CERTIFICATION

Tested to UL2108 Class 2 by Underwriters Laboratory for use in the USA and Canada. Exceeds ANSI C78.377A, CE, and RoHS standards. Must be used under Class 2 ratings to maintain certification.

UL Certificate #: E347880

Report Reference #: E347880-20130503

TESTING

OPTICAL TESTING

TEST	RESULTS
Spectrum Analysis	IES LM 79 (Lumen, CCT, CRI, XY, SDCM, Wavelength)
Photometric Distribution	IES LM 79
Lumen Maintenance & Lifetime	IES LM 84 & IES TM28

TEMPERATURE TESTING

TEST	RESULTS
Normal Temperature Test	UL1598 & UL2388 & IEC60598-1 & IEC60598-2-21
Abnormal Operation Test	UL1598 & UL2388 & IEC60598-1 & IEC60598-2-21

ENVIRONMENTAL TESTING

TEST	RESULTS
Salt Water Immersion	IEC60598-1, Saltinity 4%
Salt Spray Test	IEC60068-2-11
Outdoor Exposure	Manufacturer-defined
Flame Resistance	UL94
UV Exposure	ASTMG 154, ISO 4892-3, UVA @ 340nm & 55
IPX8	EN 60598-1: 2015+A1:2018 Clause 9.2.2 & 9.2.8
Temperature Shock(Silicone)	Manufacturer-defined, -40°C - 60°C (typical temperature range)
Constant Temperature	Manufacturer-defined
12mm Needle Flame Test (Silicone)	IEC60695-11-5
650 Glow-wire Test (Silicone)	IEC60695-2-10

DURABILITY TESTING

TEST	RESULTS
Bending Test	Manufacturer-defined, 500 cycles
Tensile Test	Manufacturer-defined, > The weight of light in max.
Twist Test	Manufacturer-defined, >200 cycles
Ball Impact	UL1598 & UL2388 & IEC60598-1 & IEC60598-2-21
IK	IEC62262



VIVID WAVE: SILICONE - 24V

Indoor & Outdoor Rated Linear Flex Profile - SPI-Pixel



B

LED COLORS



FIXTURE SPECIFICATIONS & OPTICAL PARAMETERS - WHITE JACKET + DIFFUSED LENS - SIDE BEND

COLOR	LED CHIP + CRI	LED COUNT	1 CONNECTOR FULL/DYNAMIC*	2 CONNECTORS FULL/DYNAMIC*	FIXTURE COLOR TOLERANCE**	WAVELENGTH/ CCT	LED CRI	LED COLOR TOLERANCE	LUMEN COUNT	LEGACY ORDER CODE
RED	Epistar SMD LED Chip	25 LEDs/ft (84 LEDs/m)	49.2ft (15m) / Not Recommended	98.4ft (30m) / Not Recommended	N/A	618-624nm	N/A	3nm	40lm/ft (130lm/m)	SF16E1013WERED24DC
GREEN	Epistar SMD LED Chip	25 LEDs/ft (84 LEDs/m)	49.2ft (15m) / Not Recommended	98.4ft (30m) / Not Recommended	N/A	522-530nm	N/A	3nm	110lm/ft (360lm/m)	SF16E1013WEGRE24DC
BLUE	Epistar SMD LED Chip	25 LEDs/ft (84 LEDs/m)	49.2ft (15m) / Not Recommended	98.4ft (30m) / Not Recommended	N/A	468-474nm	N/A	3nm	27lm/ft (90lm/m)	SF16E1013WEBLU24DC
AMBER	Epistar SMD LED Chip	25 LEDs/ft (84 LEDs/m)	49.2ft (15m) / Not Recommended	98.4ft (30m) / Not Recommended	N/A	588-594nm	N/A	3nm	40lm/ft (130lm/m)	SF16E1013WERA24DC
2200K	Epistar SMD LED Chip + CRI80	25 LEDs/ft (84 LEDs/m)	49.2ft (15m) / Not Recommended	98.4ft (30m) / Not Recommended	3 SDCM	2238 ± 66K	82-87	2.3SDCM	98lm/ft (320lm/m)	SF16E1013WE22K24DC
2700K	Epistar SMD LED Chip + CRI80	25 LEDs/ft (84 LEDs/m)	49.2ft (15m) / Not Recommended	98.4ft (30m) / Not Recommended	3 SDCM	2725 ± 85K	82-87	2.3SDCM	122lm/ft (400lm/m)	SF16E1013WE27K24DC
3000K	Epistar SMD LED Chip + CRI80	25 LEDs/ft (84 LEDs/m)	49.2ft (15m) / Not Recommended	98.4ft (30m) / Not Recommended	3 SDCM	3045 ± 105K	82-87	2.3SDCM	122lm/ft (400lm/m)	SF16E1013WE30K24DC
3500K	Epistar SMD LED Chip + CRI80	25 LEDs/ft (84 LEDs/m)	49.2ft (15m) / Not Recommended	98.4ft (30m) / Not Recommended	3 SDCM	3465 ± 245K	82-87	2.3SDCM	122lm/ft (400lm/m)	SF16E1013WE35K24DC
4000K	Epistar SMD LED Chip + CRI80	25 LEDs/ft (84 LEDs/m)	49.2ft (15m) / Not Recommended	98.4ft (30m) / Not Recommended	3 SDCM	3985 ± 150K	82-87	2.3SDCM	122lm/ft (400lm/m)	SF16E1013WE40K24DC
5700K	Epistar SMD LED Chip + CRI80	25 LEDs/ft (84 LEDs/m)	49.2ft (15m) / Not Recommended	98.4ft (30m) / Not Recommended	3 SDCM	5669 ± 305K	82-87	2.3SDCM	122lm/ft (400lm/m)	SF16E1013WE57K24DC
2200K; 5700K; 2200-5700K	Epistar SMD LED Chip + CRI80	36 LEDs/ft (120 LEDs/m)	49.2ft (15m) / Not Recommended	8.4ft (30m) / Not Recommended	3 SDCM	2238 ± 66K; 5669 ± 305K	82-87; 82-87;	2.3SDCM 2.3SDCM	52 lm/ft (170lm/m); 67lm/ft (220lm/m)	SF16E1013WEPDW24DC
R; G; B; R+G+B	Epistar SMD LED Chip	25 LEDs/ft (84 LEDs/m)	49.2ft (15m) / Not Recommended	98.4ft (30m) / Not Recommended	N/A	618-624nm; 522-530nm; 468-474nm; N/A	N/A	3nm	26lm/ft (85lm/m); 69lm/ft (225lm/m); 11lm/ft (35lm/m); 105lm/ft (345lm/m)	SF16E1013WERGB24DC
R; G; B; 2700K	Epistar SMD LED Chip + CRI80	25 LEDs/ft (84 LEDs/m)	26.2ft (8m) / 39.4ft (12m)	52.5ft (16m) / 78.7ft (24m)	3 SDCM	618-624nm; 522-530nm; 468-474nm; 2725 ± 145K	N/A; N/A; N/A; 82-87	3nm; 3nm; 3nm; 2.3SDCM	26lm/ft (85lm/m); 69lm/ft (225lm/m); 11lm/ft (35lm/m); 79lm/ft (260lm/m)	SF16E1013WER2724DC
R; G; B; 3000K	Epistar SMD LED Chip + CRI80	25 LEDs/ft (84 LEDs/m)	26.2ft (8m) / 39.4ft (12m)	52.5ft (16m) / 78.7ft (24m)	3 SDCM	618-624nm; 522-530nm; 468-474nm; 3045 ± 140K	N/A; N/A; N/A; 82-87	3nm; 3nm; 3nm; 2.3SDCM	26lm/ft (85lm/m); 69lm/ft (225lm/m); 11lm/ft (35lm/m); 79lm/ft (260lm/m)	SF16E1013WER3024DC
R; G; B; 4000K	Epistar SMD LED Chip + CRI80	25 LEDs/ft (84 LEDs/m)	26.2ft (8m) / 39.4ft (12m)	52.5ft (16m) / 78.7ft (24m)	3 SDCM	618-624nm; 522-530nm; 468-474nm; 3985 ± 275K	N/A; N/A; N/A; 82-87	3nm; 3nm; 3nm; 2.3SDCM	26lm/ft (85lm/m); 69lm/ft (225lm/m); 11lm/ft (35lm/m); 79lm/ft (260lm/m)	SF16E1013WER4024DC

*Run length is based on a static full load with voltage drop calculated using a 0.3 m (0.98 ft) cable with silicone seamless connectors, excluding connector length—refer to specifications for details. For runs over 65.62ft (20m), recommended to limit each to 65.62ft (20m) for easier handling. **Silicone products maintain ≤3 SDCM within a single production run and <5 SDCM between production runs.



GLLS.COM | 1-888-580-6366

GLLS reserves the right to make any design changes for continuous improvement which will not affect the overall appearance or performance. REV. 20251230

VIVID WAVE: SILICONE - 24V

Indoor & Outdoor Rated Linear Flex Profile - SPI-Pixel



B

LED COLORS



FIXTURE SPECIFICATIONS & OPTICAL PARAMETERS - WHITE JACKET + DIFFUSED LENS - TOP BEND

COLOR	LED CHIP + CRI	LED COUNT	1 CONNECTOR FULL/DYNAMIC*	2 CONNECTORS FULL/DYNAMIC*	FIXTURE COLOR TOLERANCE**	WAVELENGTH/ CCT	LED CRI	LED COLOR TOLERANCE	LUMEN COUNT	LEGACY ORDER CODE
RED	Epistar SMD LED Chip	25 LEDs/ft (84 LEDs/m)	49.2ft (15m) / Not Recommended	98.4ft (30m) / Not Recommended	N/A	618-624nm	N/A	3nm	46lm/ft (150lm/m)	SF16E0013WERED24DC
GREEN	Epistar SMD LED Chip	25 LEDs/ft (84 LEDs/m)	49.2ft (15m) / Not Recommended	98.4ft (30m) / Not Recommended	N/A	522-530nm	N/A	3nm	134lm/ft (440lm/m)	SF16E0013WEGRE24DC
BLUE	Epistar SMD LED Chip	25 LEDs/ft (84 LEDs/m)	49.2ft (15m) / Not Recommended	98.4ft (30m) / Not Recommended	N/A	468-474nm	N/A	3nm	30lm/ft (100lm/m)	SF16E0013WEBLU24DC
AMBER	Epistar SMD LED Chip	25 LEDs/ft (84 LEDs/m)	49.2ft (15m) / Not Recommended	98.4ft (30m) / Not Recommended	N/A	588-594nm	N/A	3nm	46lm/ft (150lm/m)	SF16E1013WEA24DC
2200K	Epistar SMD LED Chip + CRI80	25 LEDs/ft (84 LEDs/m)	49.2ft (15m) / Not Recommended	98.4ft (30m) / Not Recommended	3 SDCM	2238 ± 66K	82-87	2.3SDCM	110lm/ft (360lm/m)	SF16E0013WE22K24DV
2700K	Epistar SMD LED Chip + CRI80	25 LEDs/ft (84 LEDs/m)	49.2ft (15m) / Not Recommended	98.4ft (30m) / Not Recommended	3 SDCM	2725 ± 85K	82-87	2.3SDCM	134lm/ft (440lm/m)	SF16E0013WE27K24DV
3000K	Epistar SMD LED Chip + CRI80	25 LEDs/ft (84 LEDs/m)	49.2ft (15m) / Not Recommended	98.4ft (30m) / Not Recommended	3 SDCM	3045 ± 105K	82-87	2.3SDCM	134lm/ft (440lm/m)	SF16E0013WE30K24DV
3500K	Epistar SMD LED Chip + CRI80	25 LEDs/ft (84 LEDs/m)	49.2ft (15m) / Not Recommended	98.4ft (30m) / Not Recommended	3 SDCM	3465 ± 245K	82-87	2.3SDCM	134lm/ft (440lm/m)	SF16E0013WE35K24DV
4000K	Epistar SMD LED Chip + CRI80	25 LEDs/ft (84 LEDs/m)	49.2ft (15m) / Not Recommended	98.4ft (30m) / Not Recommended	3 SDCM	3985 ± 150K	82-87	2.3SDCM	134lm/ft (440lm/m)	SF16E0013WE40K24DV
5700K	Epistar SMD LED Chip + CRI80	25 LEDs/ft (84 LEDs/m)	49.2ft (15m) / Not Recommended	98.4ft (30m) / Not Recommended	3 SDCM	5669 ± 305K	82-87	2.3SDCM	134lm/ft (440lm/m)	SF16E0013WE57K24DV
2200K; 5700K; 2200-5700K	Epistar SMD LED Chip + CRI80	36 LEDs/ft (120 LEDs/m)	49.2ft (15m) / Not Recommended	8.4ft (30m) / Not Recommended	3 SDCM	2238 ± 66K; 5669 ± 305K	82-87; 82-87;	2.3SDCM 2.3SDCM	52 lm/ft (170lm/m); 67lm/ft (220lm/m)	SF16E0013WEPDW24DC
R; G; B; R+G+B	Epistar SMD LED Chip	25 LEDs/ft (84 LEDs/m)	49.2ft (15m) / Not Recommended	98.4ft (30m) / Not Recommended	N/A	618-624nm; 522-530nm; 468-474nm; N/A	N/A	3nm	27.43lm/ft (90lm/m); 73lm/ft (240lm/m); 12lm/ft (40lm/m); 113lm/ft (370lm/m)	SF16E0013WERG24DC
R; G; B; 2700K	Epistar SMD LED Chip + CRI80	25 LEDs/ft (84 LEDs/m)	26.2ft (8m) / 39.4ft (12m)	52.5ft (16m) / 78.7ft (24m)	3 SDCM	618-624nm; 522-530nm; 468-474nm; 2725 ± 145K	N/A; N/A; N/A; 82-87	3nm; 3nm; 3nm; 2.3SDCM	34lm/ft (110lm/m); 85lm/ft (280lm/m); 18lm/ft (60lm/m); 95lm/ft (310lm/m)	SF16E0013WER2724DC
R; G; B; 3000K	Epistar SMD LED Chip + CRI80	25 LEDs/ft (84 LEDs/m)	26.2ft (8m) / 39.4ft (12m)	52.5ft (16m) / 78.7ft (24m)	3 SDCM	618-624nm; 522-530nm; 468-474nm; 3045 ± 140K	N/A; N/A; N/A; 82-87	3nm; 3nm; 3nm; 2.3SDCM	34lm/ft (110lm/m); 85lm/ft (280lm/m); 18lm/ft (60lm/m); 95lm/ft (310lm/m)	SF16E0013WER3024DC
R; G; B; 4000K	Epistar SMD LED Chip + CRI80	25 LEDs/ft (84 LEDs/m)	26.2ft (8m) / 39.4ft (12m)	52.5ft (16m) / 78.7ft (24m)	3 SDCM	618-624nm; 522-530nm; 468-474nm; 3985 ± 275K	N/A; N/A; N/A; 82-87	3nm; 3nm; 3nm; 2.3SDCM	34lm/ft (110lm/m); 85lm/ft (280lm/m); 18lm/ft (60lm/m); 95lm/ft (310lm/m)	SF16E0013WER4024DC

*Run length is based on a static full load with voltage drop calculated using a 0.3 m (0.98 ft) cable with silicone seamless connectors, excluding connector length—refer to specifications for details. For runs over 65.62ft (20m), recommended to limit each to 65.62ft (20m) for easier handling. **Silicone products maintain ≤3 SDCM within a single production run and <5 SDCM between production runs.



GLLS.COM | 1-888-580-6366

GLLS reserves the right to make any design changes for continuous improvement which will not affect the overall appearance or performance. REV. 20251230

VIVID WAVE: SILICONE - 24V

Indoor & Outdoor Rated Linear Flex Profile - SPI-Pixel



C

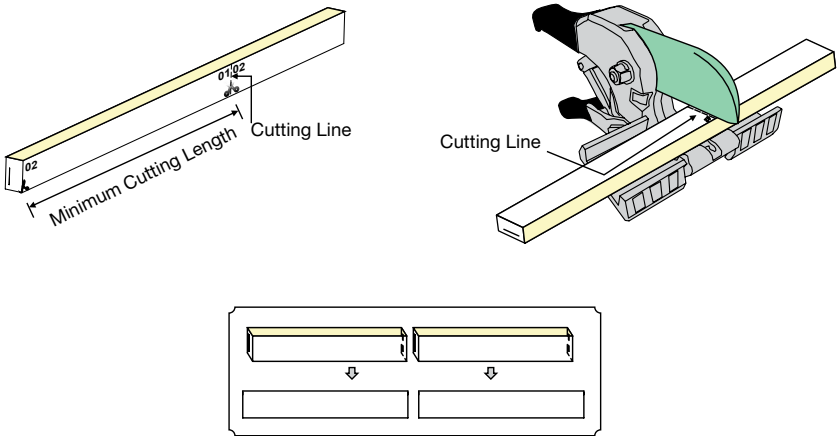
POWER & VOLTAGE

COLOR	VOLTAGE + CIRCUIT TYPE*	POWER CONSUMPTION
RED	24V DC CC	3.66W/ft (12W/m)
GREEN		
BLUE		
AMBER		
2200K		
2700K		
3000K		
3500K		
4000K		
5700K		
2200K-5700K		3.05W/ft (10W/m)
RGB		5.03W/ft (16.5W/m)
RGBW-27K		6.71W/ft (22W/m)
RGBW-30K		
RGBW-40K		

*The Constant Current (CC) Integrated Circuit extends max run length. Do not use a CC power supply, as it may cause damage.

D

CUTTING INSTRUCTIONS



COLOR	ORDER UNIT (CUTTING UNIT)
RED	3.28in (83.3mm) (7 LEDs)
GREEN	
BLUE	
AMBER	
2200K	
2700K	
3000K	
3500K	3.94in (100mm) (12 LEDs)
4000K	
5700K	
2200K-5700K	
RGB	3.28in (83.3mm) (7 LEDs)
RGBW-27K	
RGBW-30K	
RGBW-40K	



VIVID WAVE: SILICONE - 24V

Indoor & Outdoor Rated Linear Flex Profile - SPI-Pixel



E

COMPATIBLE CONNECTORS

INPUT - 01

PROFILE	BEND	WIRING	INPUT CONNECTOR TYPE	INPUT ORIENTATION + TYPE	INPUT CABLE LENGTH (LEAD WIRE)
---------	------	--------	----------------------	--------------------------	--------------------------------

OUTPUT - 02

PROFILE	BEND	WIRING	OUTPUT CONNECTOR TYPE	OUTPUT ORIENTATION + TYPE	OUTPUT CABLE LENGTH (LEAD WIRE)
F = Wave	1 = Side 2 = Top 4 = N/A (End Cap)	2 = 3 Wire (Tunable White PWM/ SPI Pixel) 3 = 3 Wire (SPI-Pixel Power Feed) 0 = N/A (End Cap)	7 = Snap	A = End Exit B = Bottom Exit C = Side Left Exit D = Side Right Exit E = End Jumper H = Power T-Feed I = End Cap	1 = 0.98ft (0.3m) 2 = 3.28ft (1m) 3 = 9.84ft (3m) 4 = 16ft (5m) 5 = 32.81ft (10m) 6 = 49.21ft (15m) 7 = 65.62ft (20m) 8 = N/A
			8 = Click	A = End Exit I = End Cap	1 = 0.98ft (0.3m) 2 = 3.28ft (1m) 3 = 9.84ft (3m) 4 = 16ft (5m) 8 = N/A
			9 = DIY Submersible	A = End Exit I = End Cap	A = 6.52ft (2m) 3 = 9.84ft (3m) 4 = 16ft (5m) 5 = 32.8ft (10m) 8 = N/A
			2 = Silicone Seamless	A = End Exit B = Bottom Exit C = Side Left Exit D = Side Right Exit E = End Jumper H = Power T-Feed I = End Cap	1 = 0.98ft (0.3m) 2 = 3.28ft (1m) 3 = 9.84ft (3m) 4 = 16ft (5m) 5 = 32.81ft (10m) 6 = 49.21ft (15m) 7 = 65.62ft (20m) 8 = N/A
			4 = Silicone Submersible	A = End Exit B = Bottom Exit C = Side Left Exit D = Side Right Exit I = End Cap	9 = 1.64ft (0.5m) 4 = 16ft (5m) 5 = 32.8ft (10m) 8 = N/A

LEGACY CONNECTOR ORDER CODE

XX	16E	X	00	XX	XX	X	XX	XXX	X
PRODUCT TYPE	PROFILE	BENDING	LIGHT EMITTING	FUNCTIONALITY	CONNECTOR TYPE	FIXTURE END	EXIT TYPE	LENGTH	
NA = DIY Accessories FA = Factory Accessories	16E = Wave	1 = Side 2 = Top	00 = 16E	2W = Static/DTW 3W = Tunable White/SPI-Pixel 4W = RGB 5W = RGBW 5D = DMX-Pixel 0W = For End Cap	SV = Swivel CL = Click SC = Snap BL = DIY Submersible SE = Seamless PO = Submersible	1 = Input Side 2 = Output Side 0 = Jumpers/T-feeds/ Seamless Bottom/ Seamless End 3 = Input/Output	EN = End BO = Bottom SL = Side Left SR = Side Right EJ = End Jumper BJ = Bottom Jumper TF = Power Feed EC = End Cap	0M3 = 0.98ft (30cm) 01M = 3.28ft (1m) 03M = 9.84ft (3m) 05M = 16ft (5m) 10M = 32.81ft (10m) 000 = For End Cap	P = Power or For End Cap S = Signal & Power



VIVID WAVE: SILICONE - 24V

Indoor & Outdoor Rated Linear Flex Profile - SPI-Pixel



E

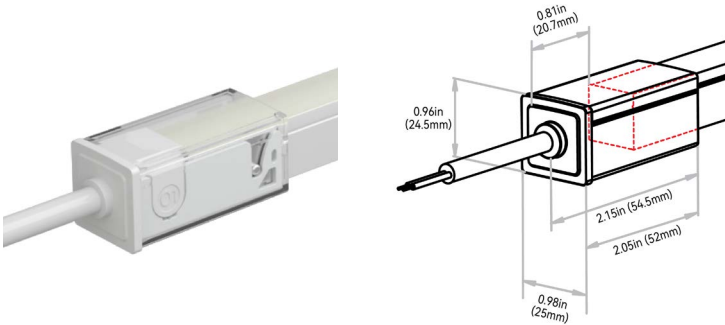
SNAP CONNECTOR



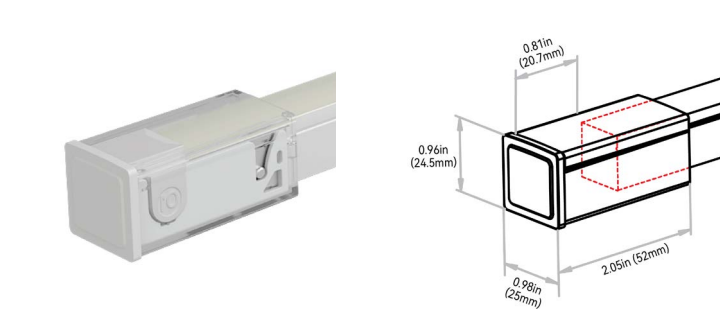
- NOTES:
- 1. Connector Tolerance $\pm 0.02\text{in}$ (0.5mm)
 - 2. Cable diameter: Static, Tunable, SPI & Dim to Warm Silicone = 0.26in (6.5mm)
 - 3. Do not apply force to the feed cable
 - 4. Ensure Max. Cable Lengths are followed according to wire gage to avoid voltage drop
 - 5. Snap Connectors - Top bending fixture not available for Tunable White & SPI-PIXEL. Not available for SPI-RGB or SPI-RGBW both bending directions.

IP67, tool-less; good solution for protection from water ingress; larger connector & anti-wicking ferrule. Recommended for wet environments and on-site length adjustments. To seal the end of light and ensure the waterproof in case of any cutting or extension on site, Insulfit technology prevents the water or vapor ingress from the end of the light. DryWire technology applied on the cable eliminates the capillary phenomenon through wires, which secured the long-term reliability in any wading environments. DIY or custom factory assembly.

END EXIT: F##7A#



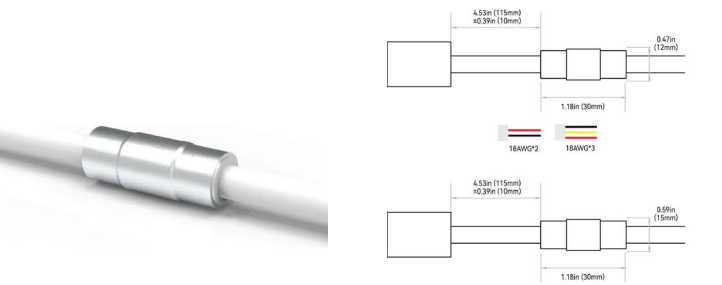
END CAP: F407I8



SCREW LOCK CONNECTOR ACCESSORY - IP67



ANTI-WICKING FERRULE:



NOTE: The tolerance is $\pm 0.08\text{in}$ (2mm).

- NOTES:
- 1. The anti-wicking ferrule is located at 4.53in (115mm) ($\pm 0.39\text{in}$ [$\pm 10\text{mm}$] tolerance) from the connector on the cable. For protection against water ingress.
 - 2. The removal of anti-wicking ferrule will void the warranty if any water ingress caused by it.



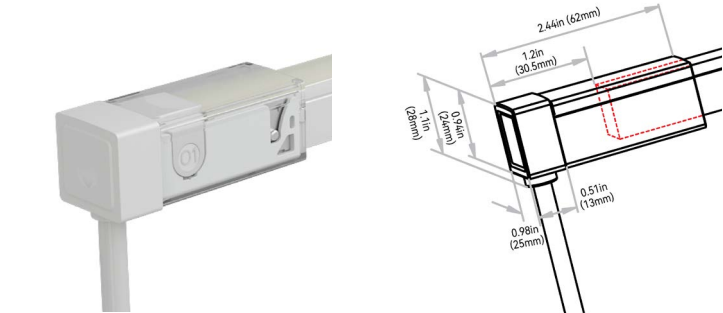
VIVID WAVE: SILICONE - 24V

Indoor & Outdoor Rated Linear Flex Profile - SPI-Pixel




E


BOTTOM EXIT: F##7B#



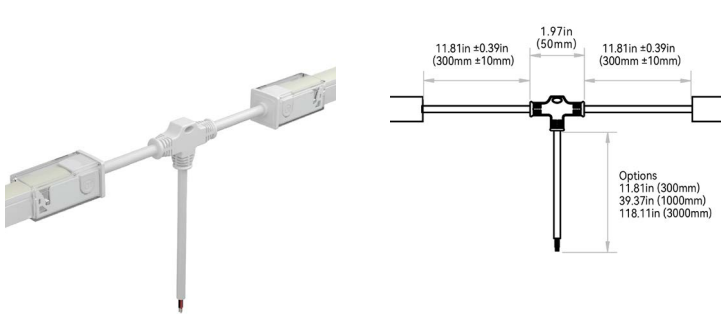
END JUMPER: F##7E1



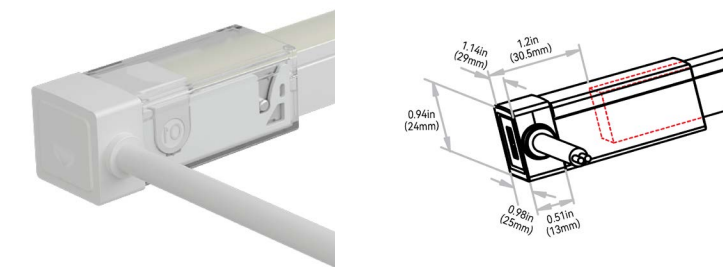
SIDE LEFT EXIT: F##7C#



POWER T-FEED: F##7H#



SIDE RIGHT EXIT: F##7D#



VIVID WAVE: SILICONE - 24V

Indoor & Outdoor Rated Linear Flex Profile - SPI-Pixel



E

CLICK CONNECTOR

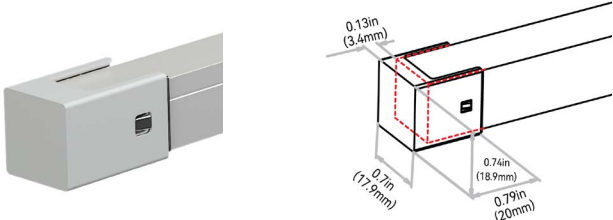
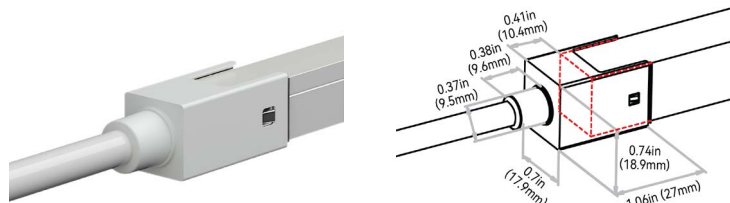


- NOTES:
- 1. Connector Tolerance ± 0.02 in (0.5mm)
 - 2. Cable diameter: Static, Tunable, SPI & Dim to Warm Silicone = 0.26in (6.5mm)
 - 3. Do not apply force to the feed cable
 - 4. Ensure Max. Cable Lengths are followed according to wire gage to avoid voltage drop
 - 5. Click Connectors - Top bending fixture not available for Tunable White & SPI-PIXEL. Not available for SPI-RGB or SPI-RGBW both bending directions.

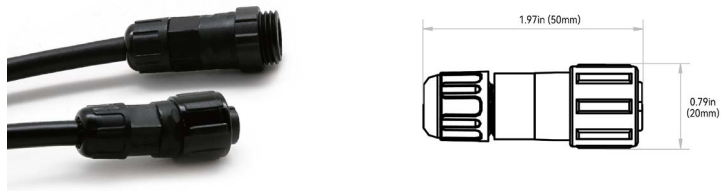
IP67; tool-less & mini size. Recommended for outdoor environments & for onsite length adjustments. Click connector, a new type of field-assembly connector for outdoor use, brass casing, features unexceptional adaptability and excellent weather resistance. It achieves the unique balance between waterproof performance and physical dimension, highly functional yet incredibly minimal, giving you an extraordinary visual experience due to the less dark area at the jointing area. The whole assembling process is tool-less and quick, benefiting from its simple but smart structure design. The remarkable innovation lies in the invisible waterproof pretreatment on the cable, which facilitates the wiring and slotting on the site greatly as the extra anti-wicking ferrule on the cable is no longer needed. DIY or custom factory assembly.

END EXIT: F##8A#

END CAP: F408I8



SCREW LOCK CONNECTOR ACCESSORY - IP67



NOTE: The tolerance is ± 0.08 in (2mm).



VIVID WAVE: SILICONE - 24V

Indoor & Outdoor Rated Linear Flex Profile - SPI-Pixel



E

DIY SUBMERSIBLE

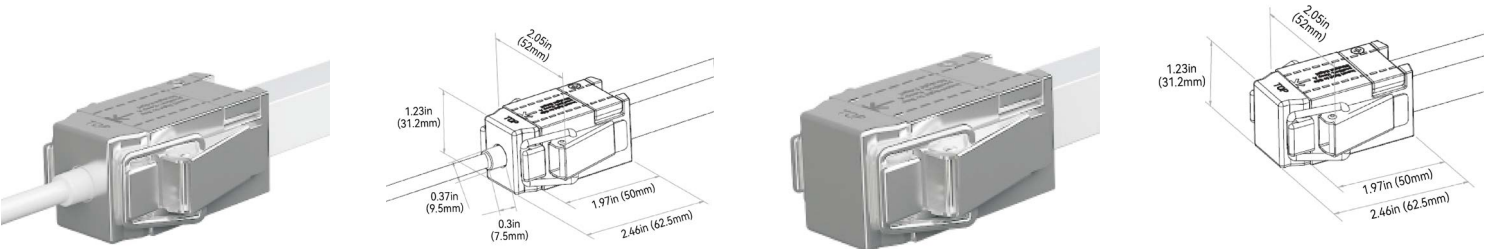


- NOTES:
- 1. Connector Tolerance $\pm 0.02\text{in}$ (0.5mm)
 - 2. Cable diameter: Static, Tunable, SPI & Dim to Warm Silicone = 0.26in (6.5mm)
 - 3. Do not apply force to the feed cable
 - 4. Ensure Max. Cable Lengths are followed according to wire gage to avoid voltage drop
 - 5. DIY Submersible Connectors - Top bending fixture not available for Tunable White and SPI-PIXEL

IP68, tool-less; good solution for submersible use up to 16.4ft (5m) depth. Recommended for underwater environments and on-site length adjustments. To seal the end of light and ensure the waterproof in case of any cutting or extension on site, Insulfit technology prevents the water or vapor ingress from the end of the light. DryWire technology applied on the cable eliminates the capillary phenomenon through wires, which secured the long-term reliability in any wading environments. DIY or custom factory assembly.

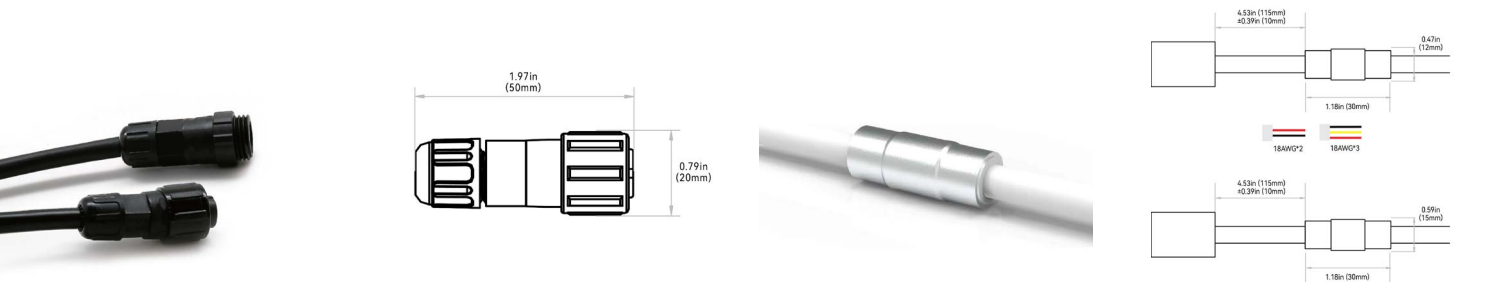
END CAP: F##9A#

END CAP: F409I8



SCREW LOCK CONNECTOR ACCESSORY - IP67

ANTI-WICKING FERRULE:



NOTE: The tolerance is $\pm 0.08\text{in}$ (2mm).

- NOTES:
- 1. The anti-wicking ferrule is located at 4.53in (115mm) ($\pm 0.39\text{in}$ [$\pm 10\text{mm}$] tolerance) from the connector on the cable. For protection against water ingress.
 - 2. The removal of anti-wicking ferrule will void the warranty if any water ingress caused by it.



VIVID WAVE: SILICONE - 24V

Indoor & Outdoor Rated Linear Flex Profile - SPI-Pixel



E

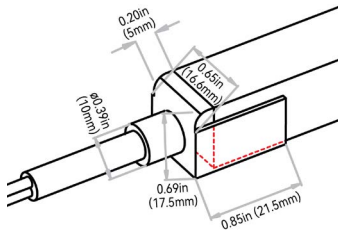
SILICONE SEAMLESS CONNECTOR



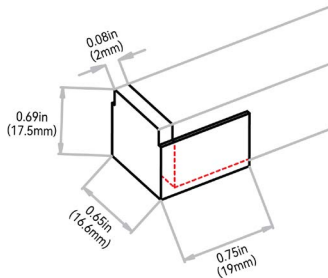
- NOTES:
1. Connector Tolerance ± 0.02 in (0.5mm)
 2. Cable diameter: Static, Tunable, RGB, RGBW, SPI Silicone & Dim to Warm = 0.26in (6.5mm) & DMX Silicone = 0.27in (6.8mm)
 3. Do not apply force to the feed cable
 4. Ensure Max. Cable Lengths are followed according to wire gage to avoid voltage drop

IP68; seamless; precise low profile dimension; high grade quality silicone & anti-wicking ferrule. Recommended for; wet environments; custom predetermined lengths; high/ low temperatures; increased humidity; direct UV exposure; harsh working conditions & increased handling forces during installation. Precision milling and special glue Silicone liquid injection-moulded workmanship enables an almost consistent size between connectors and lightbody, and the transparent terminal of the connector allows the seamless effects spliced end by end. DryWire technology applied on the cable eliminates the capillary phenomenon through wires, which secured the long-term reliability in outdoor or any wet environments. Custom factory assembly.

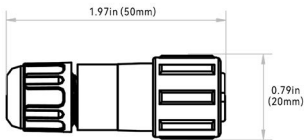
END EXIT: F##2A#



END CAP: F402I8

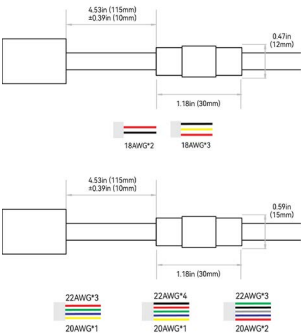


SCREW LOCK CONNECTOR ACCESSORY - IP67



NOTE: The tolerance is ± 0.08 in (2mm).

ANTI-WICKING FERRULE:



- NOTES:
1. The anti-wicking ferrule is located at 4.53in (115mm) (± 0.39 in [± 10 mm] tolerance) from the connector on the cable. For protection against water ingress.
 2. The removal of anti-wicking ferrule will void the warranty if any water ingress caused by it.



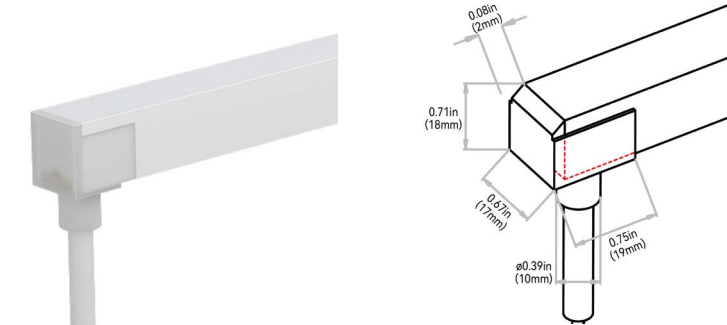
VIVID WAVE: SILICONE - 24V

Indoor & Outdoor Rated Linear Flex Profile - SPI-Pixel




E

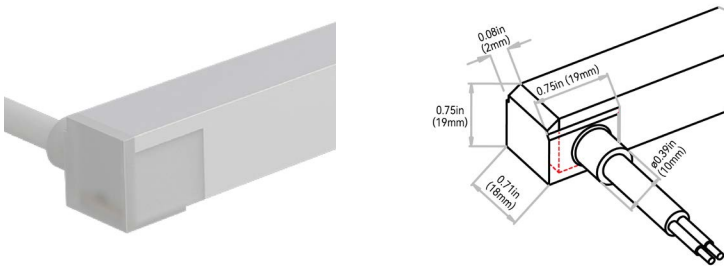
BOTTOM EXIT: F##2B#




END JUMPER: F##2E1



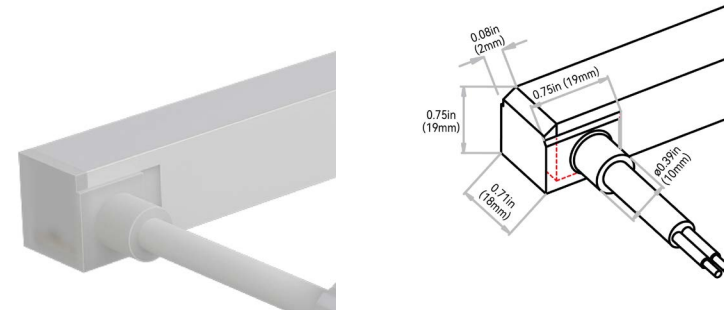
SIDE LEFT EXIT: F##2C#



POWER T-FEED: F##2H#



SIDE RIGHT EXIT: F##2D#



VIVID WAVE: SILICONE - 24V

Indoor & Outdoor Rated Linear Flex Profile - SPI-Pixel



E

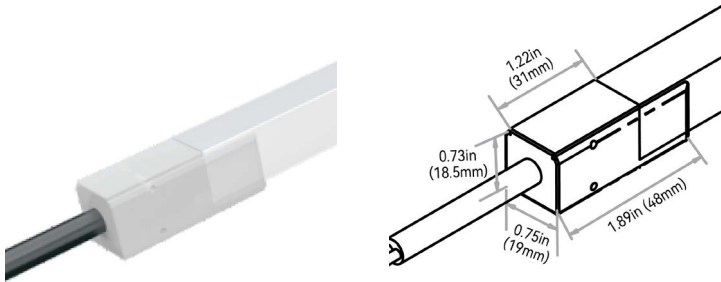
SILICONE SUBMERSIBLE CONNECTOR



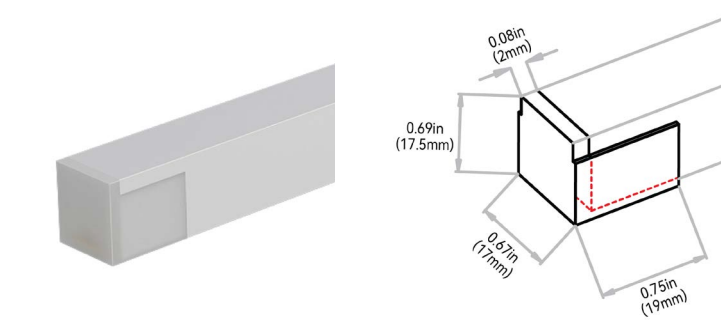
- NOTES:
1. Connector Tolerance $\pm 0.02\text{in}$ (0.5mm)
 2. Cable diameter: Static, Tunable & SPI Silicone = 0.26in (6.5mm)
 3. Do not apply force to the feed cable
 4. Ensure Max. Cable Lengths are followed according to wire gage to avoid voltage drop
 5. Silicone Submersible UL676 Connectors - Top bending fixture not available for Tunable White & SPI-PIXEL

IP68; extremely durable, underwater, UL676 rated. Recommended for; long-term submersed in wet environments up to the depth of 16.40ft (5m) (water is skin safe for extended periods); high temperature and humidity environments (mounting surface temperature $< 140^{\circ}\text{F}$ (60°C)); custom predetermined lengths and larger connector; harsh working conditions & increased handling forces during installation. Custom factory assembly.


END EXIT: F##4A#



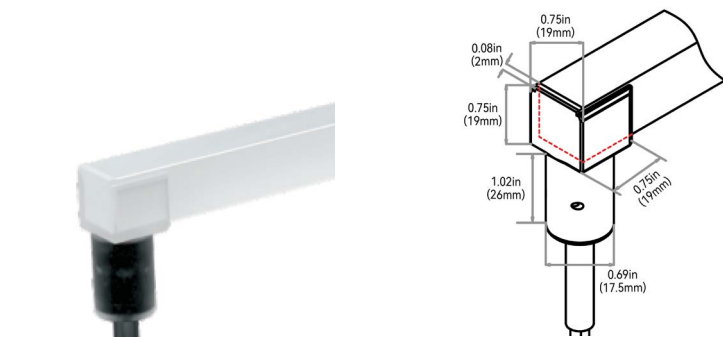
END CAP: F404I8



SCREW LOCK CONNECTOR ACCESSORY - IP67



BOTTOM EXIT: F#24B#



NOTE: The tolerance is $\pm 0.08\text{in}$ (2mm).

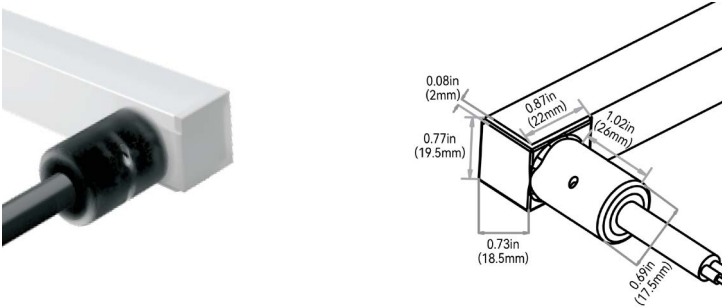


VIVID WAVE: SILICONE - 24V
Indoor & Outdoor Rated Linear Flex Profile - SPI-Pixel

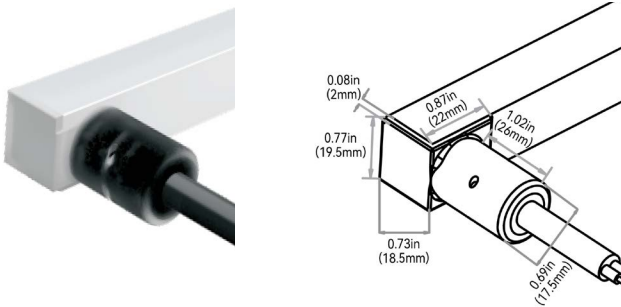


E

SIDE LEFT EXIT: F##4C#



SIDE RIGHT EXIT: F##4D#



VIVID WAVE: SILICONE - 24V

Indoor & Outdoor Rated Linear Flex Profile - SPI-Pixel



F

MOUNTING PROFILES

MOUNTING PROFILE TYPE	STANDARD LENGTH	PROFILE	COLOR	BEND
A1 = Aluminum Basic	2 = 1.38in (35mm) 3 = 19.68in (500mm) 5 = 39.37in (1000mm) 6 = 78.74in (2000mm)	F = Wave	1 = Standard	4 = N/A
A2 = Aluminum Recessed	2 = 1.38in (35mm) 3 = 19.68in (500mm) 5 = 39.37in (1000mm) 6 = 78.74in (2000mm)			
A3 = Aluminum Recessed Silicone Grip	1 = 0.79in (20mm) 3 = 19.68in (500mm) 5 = 39.37in (1000mm) 6 = 78.74in (2000mm)			
A4 = Aluminum Silicone Grip	1 = 0.79in (20mm) 3 = 19.68in (500mm) 5 = 39.37in (1000mm) 6 = 78.74in (2000mm)			
A5 = Aluminum Flexible	3 = 19.68in (500mm) 5 = 39.37in (1000mm)			1 = Side
A8 = Aluminum Raceway	3 = 19.68in (500mm) 5 = 39.37in (1000mm) 6 = 78.74in (2000mm)			4 = N/A
A9 = Aluminum Raceway Suspended	3 = 19.68in (500mm) 5 = 39.37in (1000mm) 6 = 78.74in (2000mm)			
P1 = Plastic Reinforced	2 = 1.38in (35mm) 3 = 19.68in (500mm) 5 = 39.37in (1000mm) 6 = 78.74in (2000mm)			
C1 = Silicone Flexible	F = 2.16in (55mm) B = 4.33in (110mm) C = 7.87in (200mm) 3 = 19.68in (500mm) 5 = 39.37in (1000mm)		2 = Black 3 = White 0 = Custom	
S1 = Stainless Steel Clips	2 = 1.38in (35mm)		1 = Standard	



VIVID WAVE: SILICONE - 24V

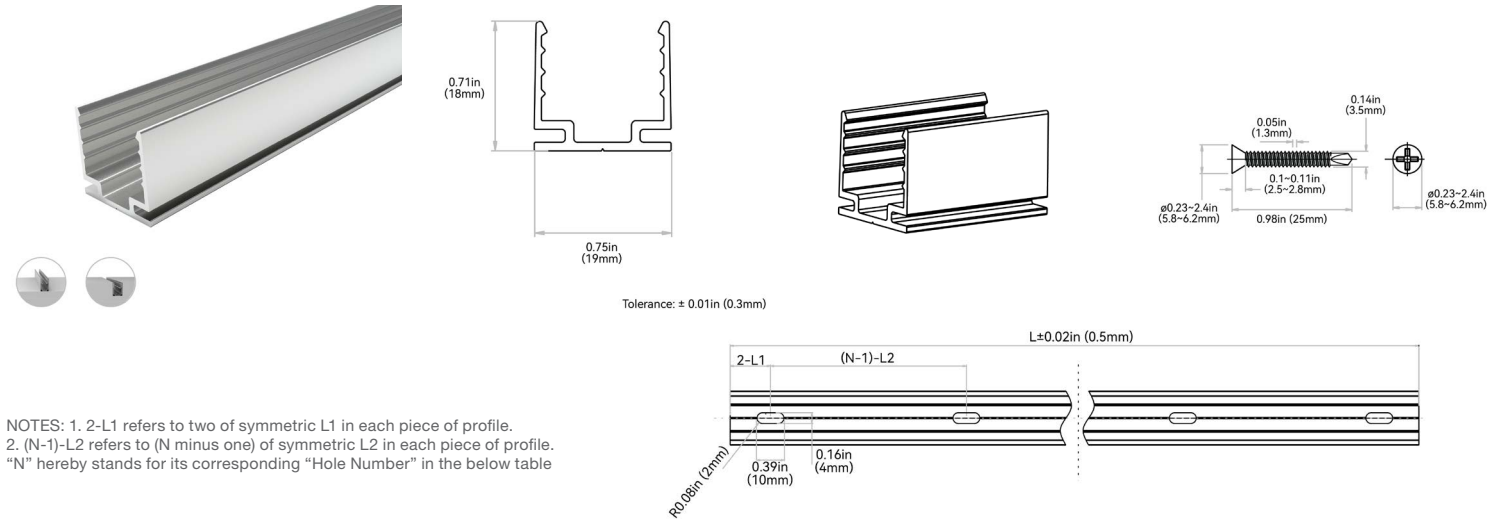
Indoor & Outdoor Rated Linear Flex Profile - SPI-Pixel



F

ALUMINUM PROFILE - BASIC

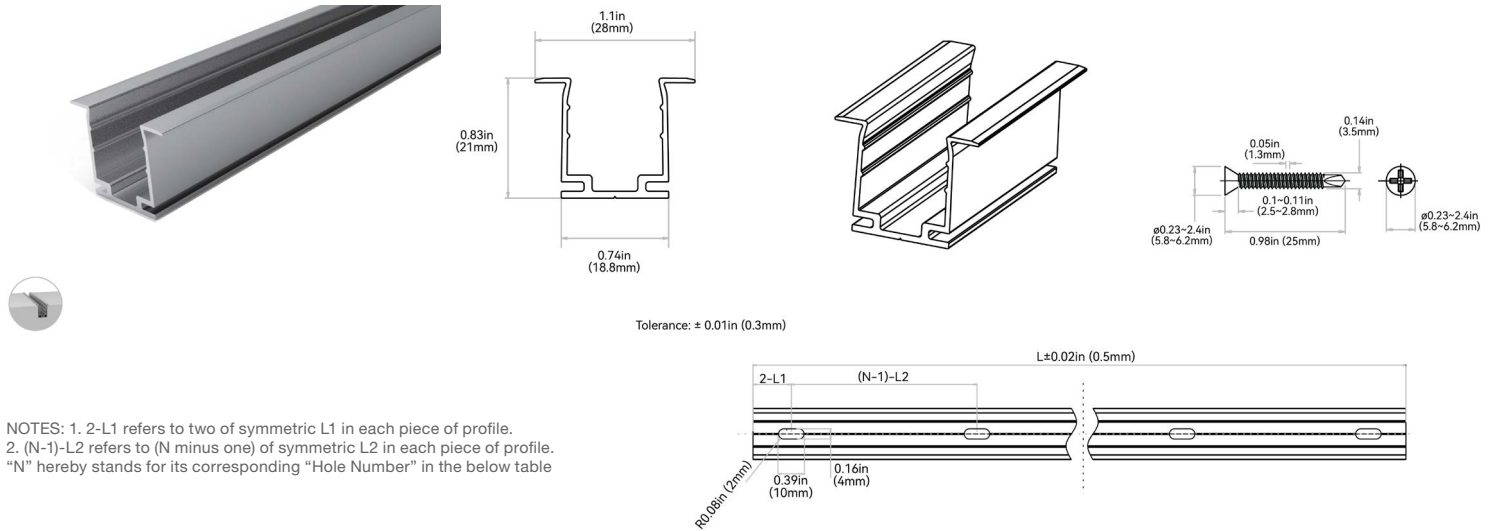
High-quality 6063 aluminum with thin-wall, light-weight design to fit the fixture tightly. It is deformation and rust resistant, and cost-effective. Please refer to install manual for proper installation practices..



ORDER CODE	LEGACY CODE	STANDARD LENGTH	L1	L2	SLOTTED HOLE	HOLE #
A12F14	CL16RAL3C5SD	1.38in (35mm)	0.69in (17.5mm)	N/A	0.16"0.39in (4*10mm)	1
A13F14	CH16RAL0M5SD	19.68in (500mm)	1.97in (50mm)	7.87in (200mm)	0.16"0.39in (4*10mm)	3
A15F14	CH16RAL01MSD	39.37in (1000mm)	3.93in (100mm)	7.87in (200mm)	0.16"0.39in (4*10mm)	5
A16F14	CH16RAL02MSD	78.74in (2000mm)	3.93in (100mm)	7.87in (200mm)	0.16"0.39in (4*10mm)	10

ALUMINUM PROFILE - RECESSED

High-quality 6063 aluminum with thin-wall, light-weight design to fit the fixture tightly. Recommended on projects with lighting mounted recessed in a cavity so only the lens is shown. It is deformation and rust resistant, and cost-effective. Please refer to install manual for proper installation practices.



ORDER CODE	LEGACY ORDER CODE	STANDARD LENGTH	L1	L2	SLOTTED HOLE	HOLE #
A22F14	CL16RRA3C5SD	1.38in (35mm)	0.69in (17.5mm)	N/A	0.16"0.39in (4*10mm)	1
A23F14	CH16RRA0M5SD	19.68in (500mm)	1.97in (50mm)	7.87in (200mm)	0.16"0.39in (4*10mm)	3
A25F14	CH16RRA01MSD	39.37in (1000mm)	3.93in (100mm)	7.87in (200mm)	0.16"0.39in (4*10mm)	5
A26F14	CH16RRA02MSD	78.74in (2000mm)	3.93in (100mm)	7.87in (200mm)	0.16"0.39in (4*10mm)	10



VIVID WAVE: SILICONE - 24V

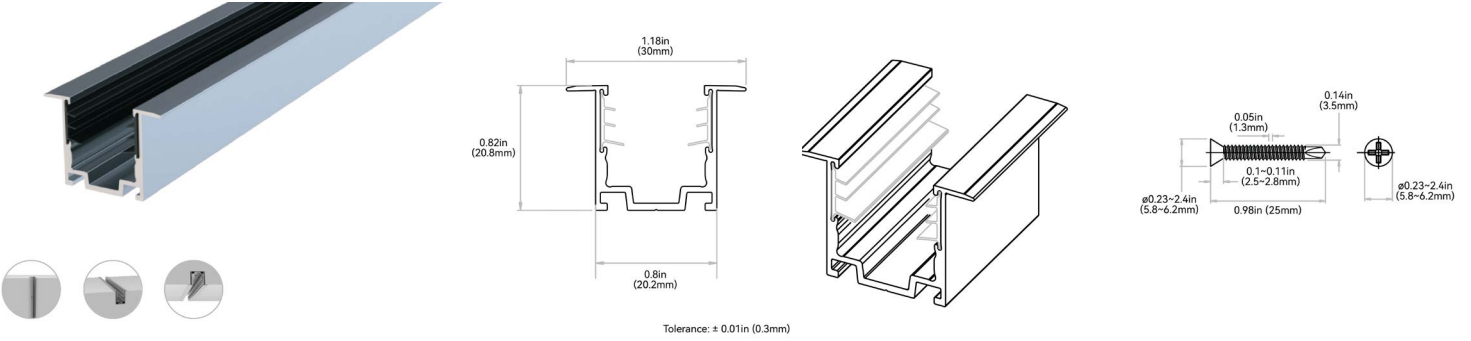
Indoor & Outdoor Rated Linear Flex Profile - SPI-Pixel



F

ALUMINUM PROFILE - RECESSED - SILICONE GRIP

High-quality 6063 aluminum with thin-wall, light-weight design to fit the fixture tightly. Includes a serrated silicone grip insert designed to hold fixture with additional force. Recommended on projects mounted upside down with lighting mounted recessed in a cavity so only the lens is shown. It is deformation and rust resistant, and cost-effective. Please refer to install manual for proper installation practices.

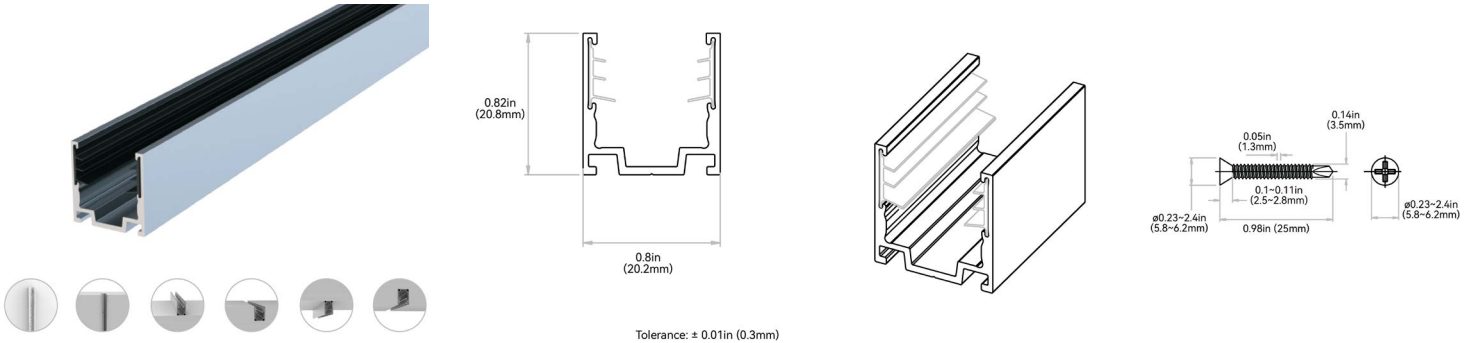


NOTES: 1. 2-L1 refers to two of symmetric L1 in each piece of profile.
2. (N-1)-L2 refers to (N minus one) of symmetric L2 in each piece of profile.
"N" hereby stands for its corresponding "Hole Number" in the below table

ORDER CODE	LEGACY ORDER CODE	STANDARD LENGTH	L1	L2	SLOTTED HOLE	HOLE #
A31F14	CL16RRA02CSE	0.79in (20mm)	0.39in (10mm)	N/A	0.16*0.39in (4*10mm)	1
A33F14	CH16RRA0M5SE	19.68in (500mm)	1.97in (50mm)	7.87in (200mm)	0.16*0.39in (4*10mm)	3
A35F14	CH16RRA01MSE	39.37in (1000mm)	3.93in (100mm)	7.87in (200mm)	0.16*0.39in (4*10mm)	5
A36F14	CH16RRA02MSE	78.74in (2000mm)	3.93in (100mm)	7.87in (200mm)	0.16*0.39in (4*10mm)	10

ALUMINUM PROFILE - SILICONE GRIP

High-quality 6063 aluminum with thin-wall, light-weight design. Includes a serrated silicone grip insert designed to hold fixture with additional force. Recommended on projects mounted upside down. It is deformation and rust resistant, and cost-effective. Please refer to install manual for proper installation practices.



NOTES: 1. 2-L1 refers to two of symmetric L1 in each piece of profile.
2. (N-1)-L2 refers to (N minus one) of symmetric L2 in each piece of profile.
"N" hereby stands for its corresponding "Hole Number" in the below table

ORDER CODE	LEGACY ORDER CODE	STANDARD LENGTH	L1	L2	SLOTTED HOLE	HOLE #
A41F14	CL16RAL02CSE	0.79in (20mm)	0.39in (10mm)	N/A	0.16*0.39in (4*10mm)	1
A43F14	CH16RAL0M5SE	19.68in (500mm)	1.97in (50mm)	7.87in (200mm)	0.16*0.39in (4*10mm)	3
A45F14	CH16RAL01MSE	39.37in (1000mm)	3.93in (100mm)	7.87in (200mm)	0.16*0.39in (4*10mm)	5
A46F14	CH16RAL02MSE	78.74in (2000mm)	3.93in (100mm)	7.87in (200mm)	0.16*0.39in (4*10mm)	10



GLLS.COM | 1-888-580-6366

GLLS reserves the right to make any design changes for continuous improvement which will not affect the overall appearance or performance. REV. 20251230

VIVID WAVE: SILICONE - 24V

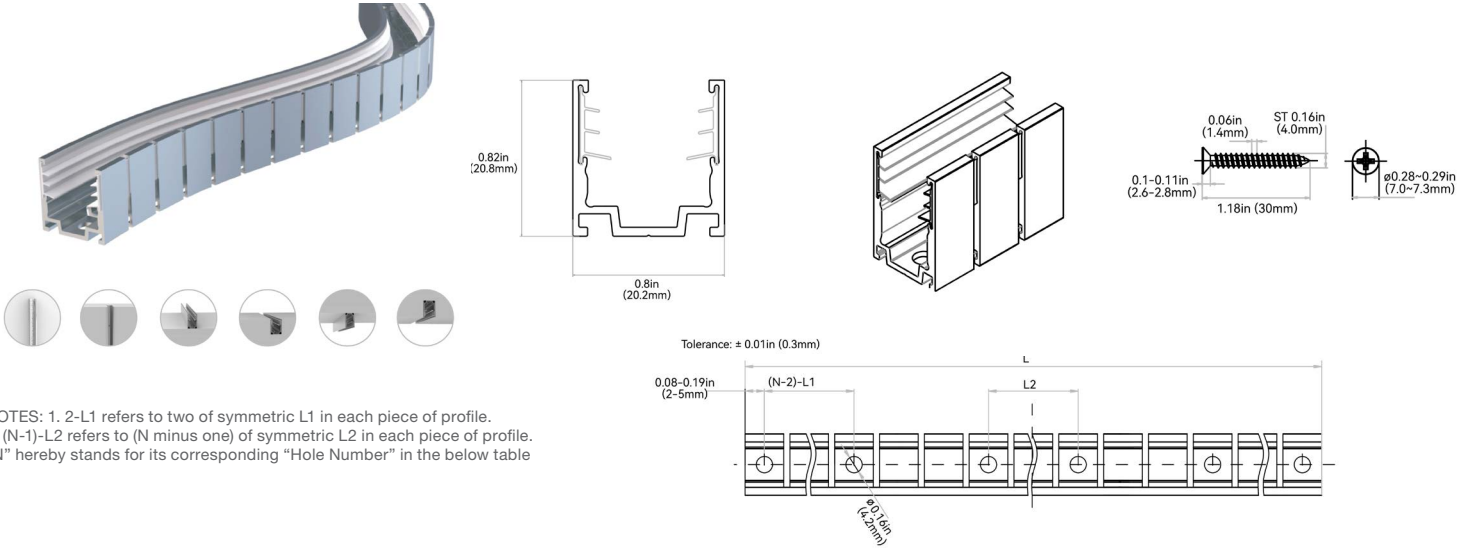
Indoor & Outdoor Rated Linear Flex Profile - SPI-Pixel



F

ALUMINUM PROFILE - FLEXIBLE

It is an expanded design of the flexible aluminum profile, and caters for the continuously streamlined aesthetics of curve shape. The secondary precision cutting process, not only maintains the advantage of clamping force, but also enables the two-way side bending directions with super shape memory. Please refer to install manual for proper installation practices.

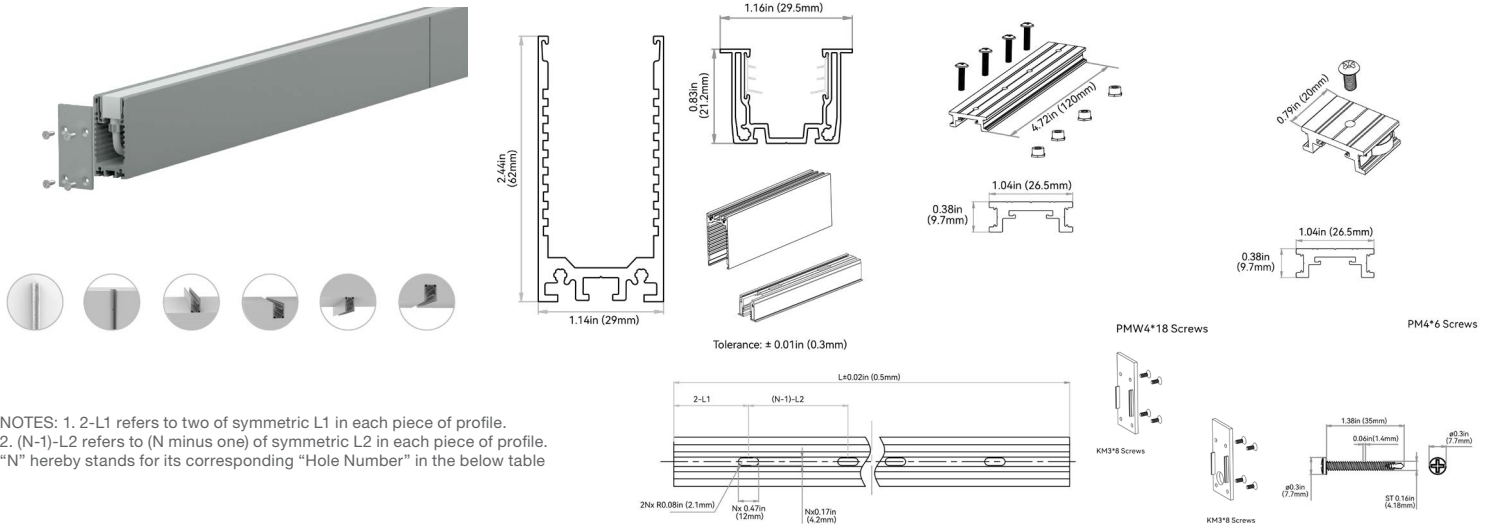


NOTES: 1. 2-L1 refers to two of symmetric L1 in each piece of profile.
2. (N-1)-L2 refers to (N minus one) of symmetric L2 in each piece of profile.
"N" hereby stands for its corresponding "Hole Number" in the below table

ORDER CODE	LEGACY ORDER CODE	STANDARD LENGTH	L1	L2	SLOTTED HOLE	HOLE #
A53F11	CH16FAL0M5SE	19.68in (500mm)	4.34in (110.3mm)	1.92in (48.9mm)	Ø 0.17in (4.2mm)	6
A55F11	CH16FAL01MSE	39.37in (1000mm)	4.59in (116.5mm)	3.89in (98.8mm)	Ø 0.17in (4.2mm)	10

ALUMINUM PROFILE - RACEWAY

High-quality 6063 thin-wall aluminum, light-weight design featuring hidden cables. The raceway space is enough to conceal seamless connectors with bottom feed and the general male/female connectors. It is superb for the facade where tidiness is required and the scenarios that lack of space for wiring. Please refer to install manual for proper installation practices.



NOTES: 1. 2-L1 refers to two of symmetric L1 in each piece of profile.
2. (N-1)-L2 refers to (N minus one) of symmetric L2 in each piece of profile.
"N" hereby stands for its corresponding "Hole Number" in the below table

ORDER CODE	LEGACY ORDER CODE	STANDARD LENGTH	L1	L2	SLOTTED HOLE	HOLE #
A83F14	CH16RAL0M5RS	19.68in (500mm)	1.97in (50mm)	7.87in (200mm)	0.18*0.47in (4.5*12mm)	3
A85F14	CH16RAL01MRS	39.37in (1000mm)	3.93in (100mm)	7.87in (200mm)	0.18*0.47in (4.5*12mm)	5
A86F14	CH16RAL02MRS	78.74in (2000mm)	3.93in (100mm)	7.87in (200mm)	0.18*0.47in (4.5*12mm)	10



GLLS.COM | 1-888-580-6366

GLLS reserves the right to make any design changes for continuous improvement which will not affect the overall appearance or performance. REV. 20251230

VIVID WAVE: SILICONE - 24V

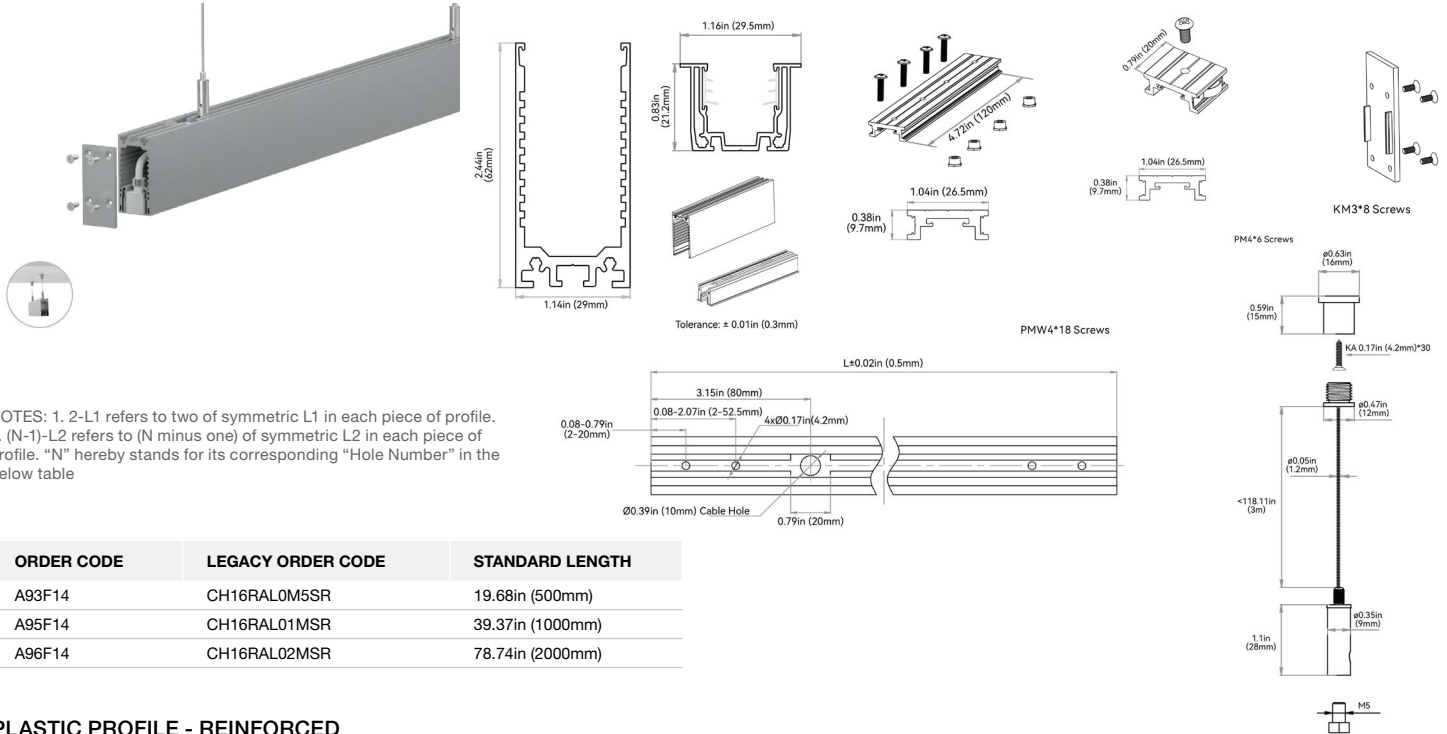
Indoor & Outdoor Rated Linear Flex Profile - SPI-Pixel



F

ALUMINUM PROFILE - RACEWAY - SUSPENDED

High-quality 6063 thin-wall aluminum, light-weight design featuring hidden cables and suspended by cables from the ceiling. The raceway space is enough to conceal seamless connectors with bottom feed and the general male/female connectors. It is superb for the facade where tidiness is required and the scenarios that lack of space for wiring. Please refer to install manual for proper installation practices.

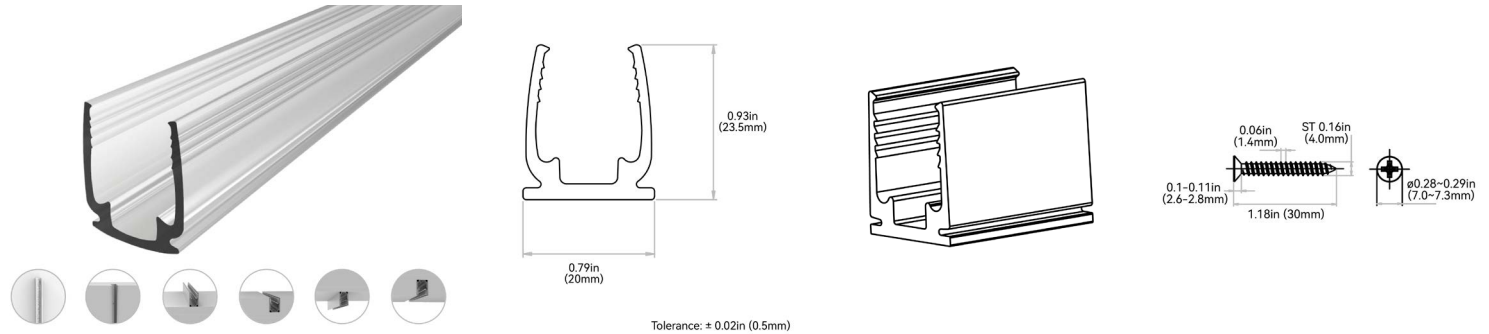


NOTES: 1. 2-L1 refers to two of symmetric L1 in each piece of profile.
2. (N-1)-L2 refers to (N minus one) of symmetric L2 in each piece of profile. "N" hereby stands for its corresponding "Hole Number" in the below table

ORDER CODE	LEGACY ORDER CODE	STANDARD LENGTH
A93F14	CH16RAL0M5SR	19.68in (500mm)
A95F14	CH16RAL01MSR	39.37in (1000mm)
A96F14	CH16RAL02MSR	78.74in (2000mm)

PLASTIC PROFILE - REINFORCED

High Quality rigid plastic designed to securely hold fixtures. Recommended for use in extreme environments susceptible to increased water/humidity (SPA's and pools). Please refer to install manual for proper installation practices.



NOTES: 1. 2-L1 refers to two of symmetric L1 in each piece of profile.
2. (N-1)-L2 refers to (N minus one) of symmetric L2 in each piece of profile. "N" hereby stands for its corresponding "Hole Number" in the below table

ORDER CODE	LEGACY ORDER CODE	STANDARD LENGTH	L1	L2	SLOTTED HOLE	HOLE #
P12F14	CL16RTP3C5SD	1.38in (35mm)	0.69in (17.5mm)	N/A	0.18*0.31in (4.5*8mm)	1
P13F14	CH16RTP0M5SD	19.68in (500mm)	1.97in (50mm)	7.87in (200mm)	0.18*0.31in (4.5*8mm)	3
P15F14	CH16RTP01MSD	39.37in (1000mm)	3.93in (100mm)	7.87in (200mm)	0.18*0.31in (4.5*8mm)	5
P16F14	CH16RTP02MSD	78.74in (2000mm)	3.93in (100mm)	7.87in (200mm)	0.18*0.31in (4.5*8mm)	10



GLLS.COM | 1-888-580-6366

GLLS reserves the right to make any design changes for continuous improvement which will not affect the overall appearance or performance. REV. 20251230

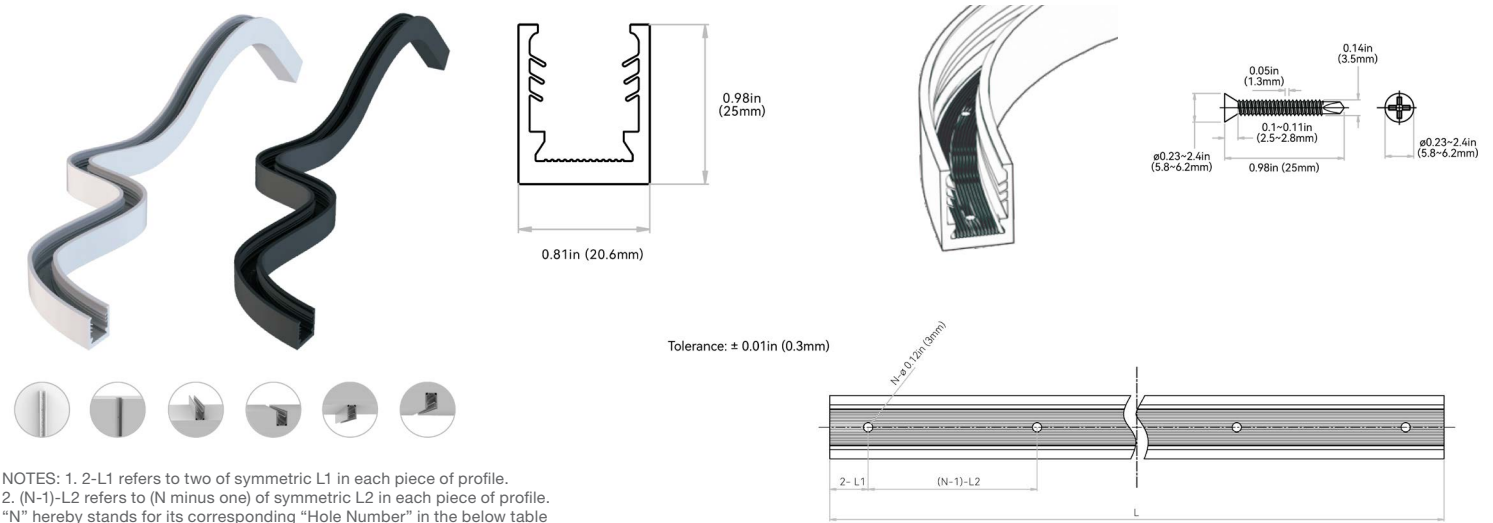
VIVID WAVE: SILICONE - 24V
Indoor & Outdoor Rated Linear Flex Profile - SPI-Pixel



F

SILICONE PROFILE - FLEXIBLE

An all-in-one mounting profile designed to unleash your creativity. This profile not only provides flexibility in installation methods, but also overcomes bending limitations by offering both top and side bending in a single profile. Fully encapsulated in UL-certified silicone, it excels in UV, weather, and corrosion resistance, making it suitable for underwater, high and low temperature environments. Elegant and square in appearance, it is available in black or white standard colors, or bespoke colors to blend in with the background. Supported by innovative serrated silicone fins, its clamping strength is strong enough to secure any installation method. Please refer to install manual for proper installation practices. Side and top bending.



NOTES: 1. 2-L1 refers to two of symmetric L1 in each piece of profile.
2. (N-1)-L2 refers to (N minus one) of symmetric L2 in each piece of profile.
"N" hereby stands for its corresponding "Hole Number" in the below table

Table with 8 columns: ORDER CODE, LEGACY ORDER CODE: WHITE, LEGACY ORDER CODE: BLACK, STANDARD LENGTH, L1, L2, SLOTTED HOLE, HOLE #. It lists specifications for five different profile models (C1FF#4 to C15F#4).

STAINLESS STEEL PROFILE - CLIP

It uses grade 316 stainless steel with excellent property of deformation and rust resistance. The material makes it suitable for humid coastal surroundings and weak acid-base industrial environments that other mounting profiles can't accommodate. The structural design and material characteristics collectively ensure a tight clamping force. It's very convenient and reliable even for suspended installation in the curve shape. Please refer to install manual for proper installation practices.

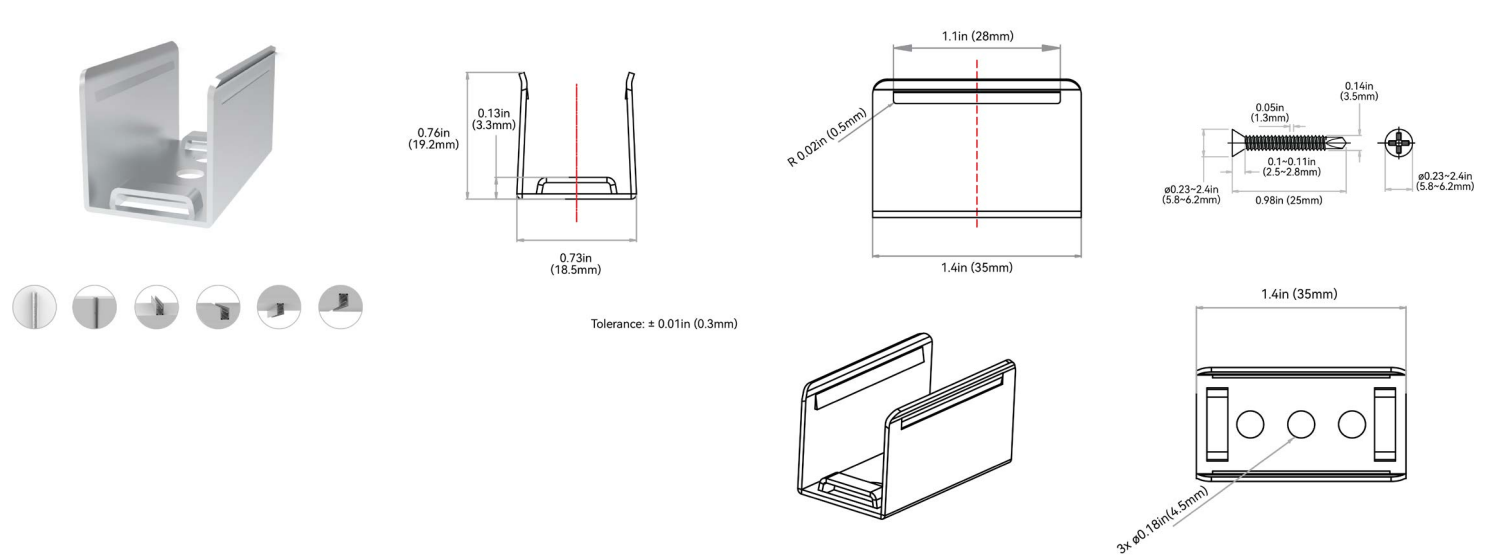


Table with 5 columns: ORDER CODE, LEGACY ORDER CODE, STANDARD LENGTH, SLOTTED HOLE, HOLE #. It lists specifications for the S12F14 model.

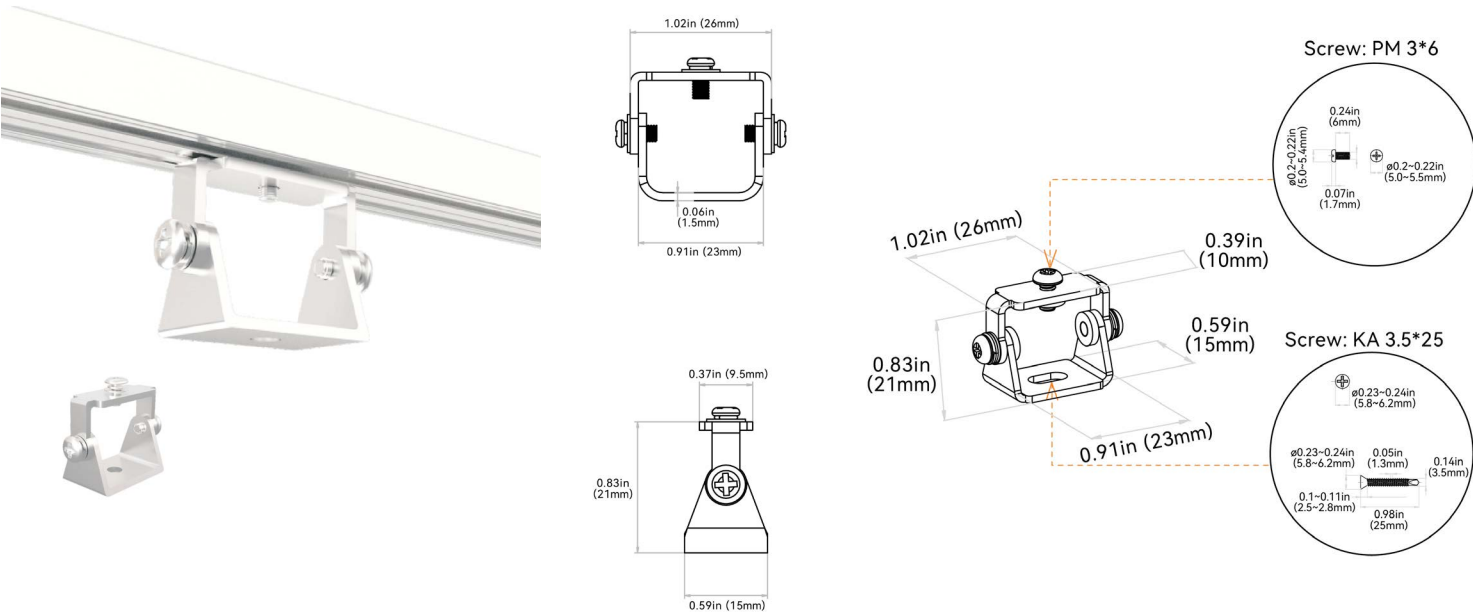
G

MOUNTING ACCESSORIES

MOUNTING ACCESSORY TYPE	PROFILE
MA1 = Pivot Bracket	F = Wave
MA2 = Rotary Bracket	
MA3 = Side Bracket	
MA4 = Ceiling Clip	
MA5 - Suspended Rod + Clip	
MA6 = Suspended Wire Kit	
MA7 = Alignment Bracket - Aluminum Basic	
MA8 = Alignment Bracket - Aluminum Silicone Grip	

PIVOT BRACKET

Applicable to all mounting profiles.



VIVID WAVE: SILICONE - 24V

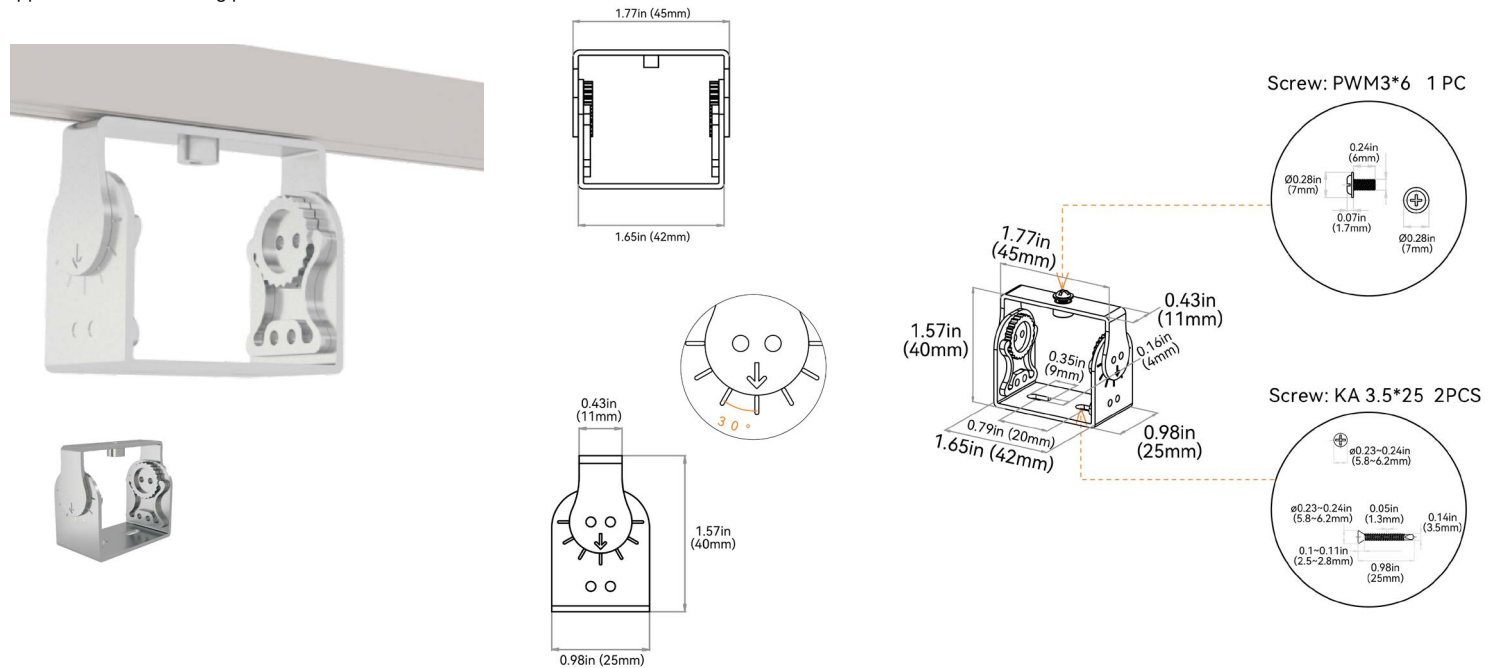
Indoor & Outdoor Rated Linear Flex Profile - SPI-Pixel



G

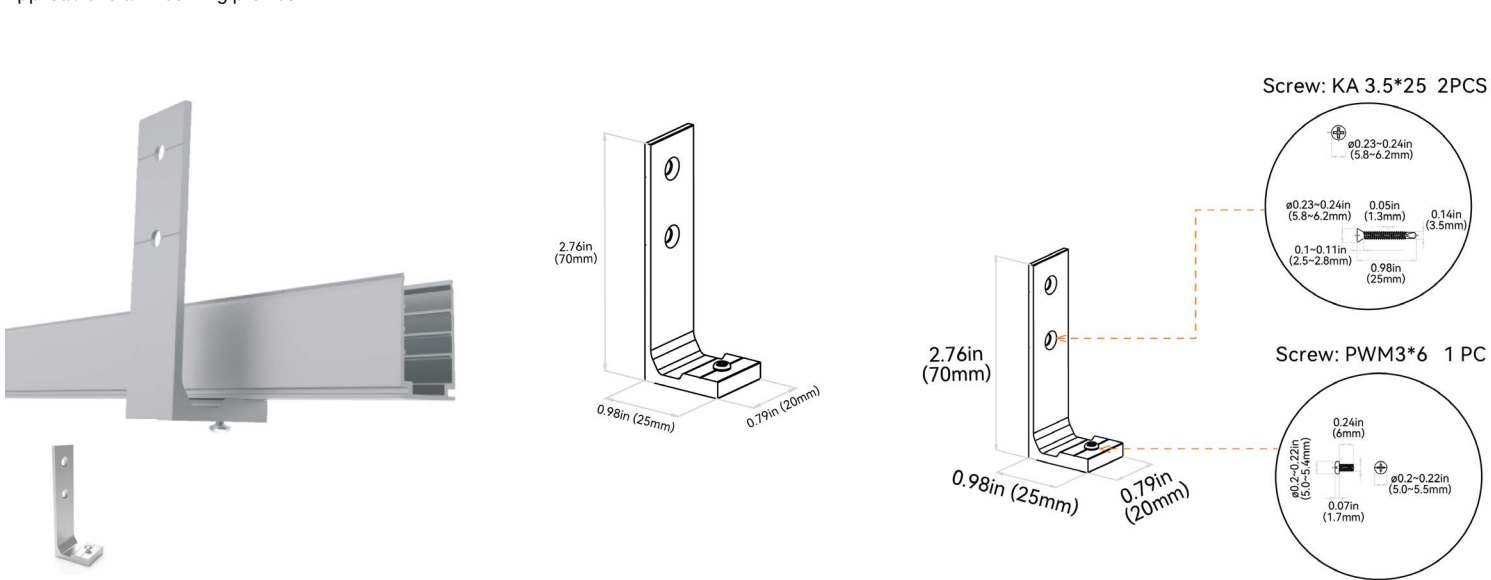
ROTARY BRACKET

Applicable to all mounting profiles.



SIDE MOUNTING BRACKET

Applicable to all mounting profiles.



VIVID WAVE: SILICONE - 24V

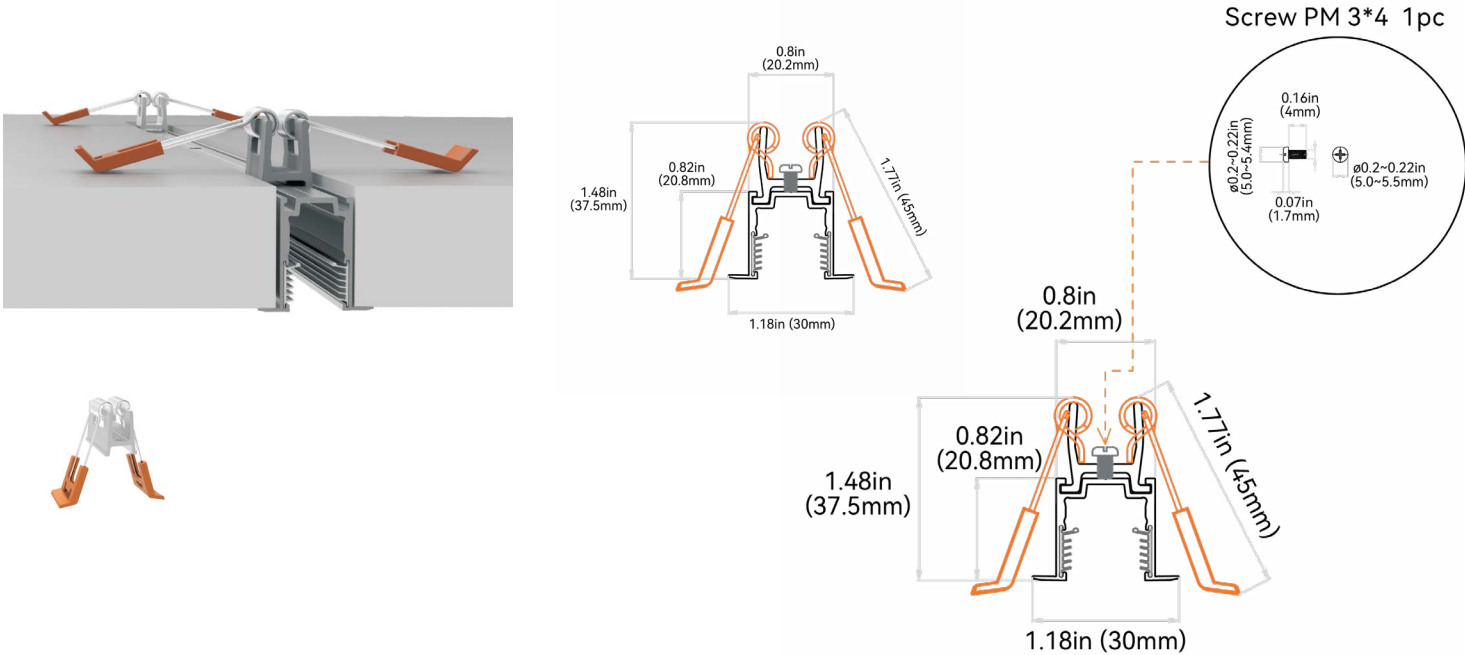
Indoor & Outdoor Rated Linear Flex Profile - SPI-Pixel



G

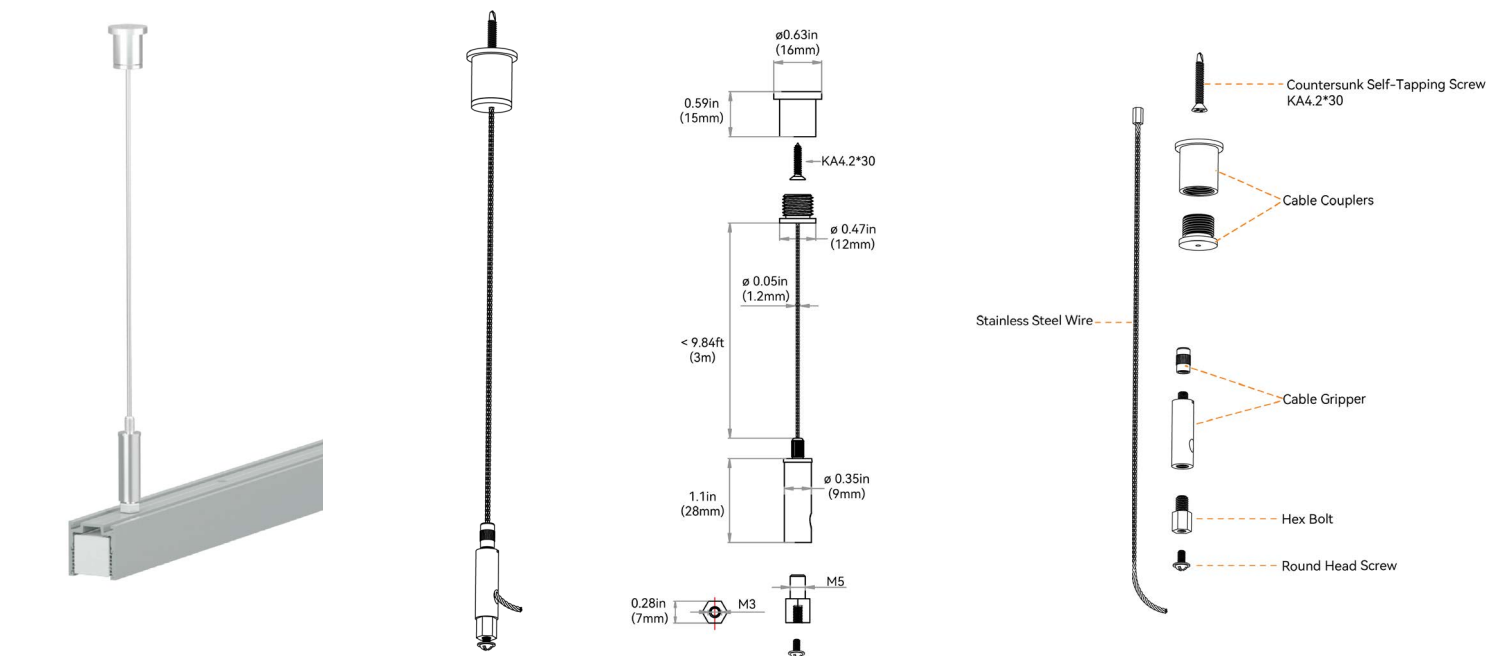
CEILING CLIP BRACKET

Applicable to aluminum profile - recessed - silicone grip



SUSPENDED WIRE

Applicable to Aluminum Profile - Silicone Grip. 2 kits of stainless steel wires for 39.37in (1000mm) of profile & 3 kits of stainless steel wires for 78.74in (2000mm) of profile.



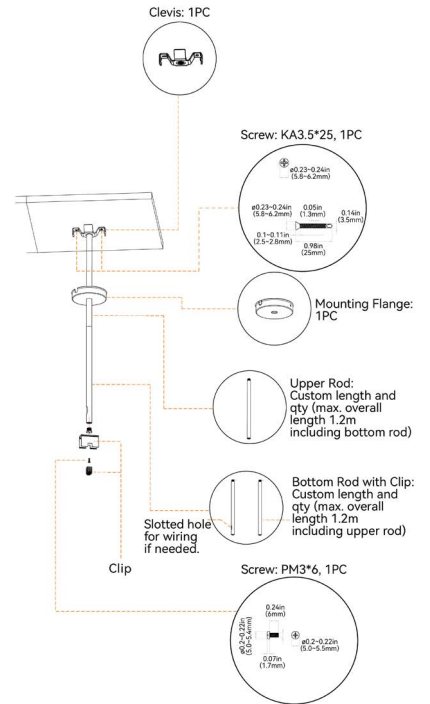
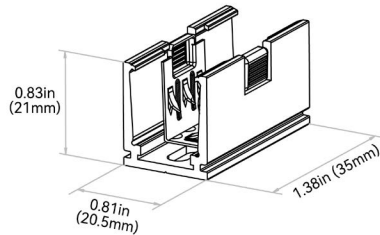
VIVID WAVE: SILICONE - 24V

Indoor & Outdoor Rated Linear Flex Profile - SPI-Pixel



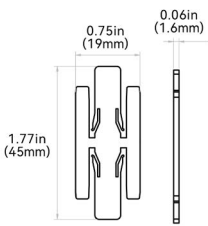
G

SUSPENDED MOUNTING CLIP + ROD



ALIGNMENT BRACKET - ALUMINUM BASIC

Applicable to aluminum basic



ALIGNMENT BRACKET - ALUMINUM SILICONE GRIP

Applicable to aluminum silicone grip

