

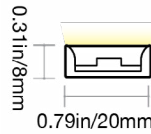


LUMIFORM LIGHTSTRIP XL: SILICONE - 24V

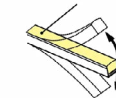
Indoor & Outdoor Rated Linear Flex Profile - RGB PWM - Stainless Steel Mounting



PROFILE CAPABILITIES

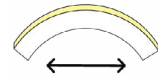


LIGHT SURFACE



TOP BENDING

MIN BENDING DIAMETER



3.94IN (100MM)

CERTIFICATIONS & FEATURES*



TEMPERATURES

AMBIENT OPERATING TEMPERATURE:
-40°F to 131°F (-40°C to 55°C)

AMBIENT INSTALLATION TEMPERATURE:
-40°F to 131°F (-40°C to 55°C)

FIXTURE STORAGE TEMPERATURE:
-40°F to 140°F (-40°C to 60°C)

MAX MOUNTING SURFACE TEMPERATURE:
185°F (85°C)

HUMIDITY (NON-CONDENSING):
0-95%

THERMAL MANAGEMENT:
Free Air Convection

FIXTURE ORDER CODE

E		A				B			
INPUT CONNECTORS	SERIES	MATERIAL	PROFILE	BENDING	JACKET/BASE + LENS COLOR	LED FUNCTION	LED COLOR	CHIP + CRI	
See Page 5 to to select input connector	I = LumiForm Stainless Steel	1 = Silicone	J = LightStrip XL	2 = Top	T = White + Transparent	3 = RGB	S = RGB	1 = Epistar SMD LED Chip	

C		D	E		F
POWER	VOLTAGE + CIRCUIT TYPE	ORDER UNIT LENGTH	OUTPUT CONNECTOR	MOUNTING PROFILE	POWER SUPPLIES & CONTROLS:
G = 3.66W/ft (12W/m)	3V = 24V DC CV	F = 3.28in (83.3mm)	See Page 5 to select output connector	See Page 8 to select mounting profiles	By Others By GLLS

*Maximum IP and IK ratings achievable with appropriate accessories, and cable diameter: silicone RGB = 0.26in (6.5mm).

LUMIFORM LIGHTSTRIP XL: SILICONE - 24V

Indoor & Outdoor Rated Linear Flex Profile - RGB PWM - Stainless Steel Mounting



A

MECHANICAL

ASSEMBLY

Fixtures are carefully assembled using high-quality components to ensure durability and performance. Each unit is built to meet strict specifications, with attention to electrical safety, thermal management, and optical alignment.

OVERALL & CUTTING LENGTHS

Fixtures feature defined overall lengths and specific cutting increments for easy customization. Cutting must be done at marked points to maintain proper function and consistent light output.

JACKET COLOR

The white silicone base with transparent lens cover provides a sleek look that reveals the internal LEDs, delivering crisp, vibrant light with maximum brightness and color accuracy—ideal for applications where LED visibility enhances visual impact.

BENDING RADIUS

Do not bend smaller than allowed minimum bend diameter, or may cause damage to the light & void warranty.

OPERATION

LIGHT ENGINE

RGB Pulse Width Modulation (PWM) light engines deliver stable, flicker-free light at a fixed brightness. They offer consistent color and reliable performance for long-term applications.

ELECTRICAL

Designed to meet UL, CE, and RoHS standards, they feature overload, overvoltage, and short-circuit protection, along with low EMI and efficient thermal management for safe, reliable operation.

DIMMING

Dimming of 24V PWM fixtures is achieved via the driver or decoder used in the system. Depending on the selected driver/decoder, control options can include 0–10V, DMX, or DALI, enabling smooth, flicker-free dimming while maintaining consistent color and performance. Note: DMX and DALI are supported at the system level, not natively by the fixture.

GENERAL

WARRANTY

Limited 10-Year Warranty against defects in materials and manufacturing. Coverage applies to properly installed and maintained products. Damage from misuse or improper installation is not covered. G.L.L.S. may repair, replace, or issue credit for eligible claims.

LUMEN MAINTENANCE

G.L.L.S. static lighting fixtures are tested to IES LM-84 and projected with IES TM-28 to ensure consistent lumen maintenance. Fixtures are designed to retain at least 70% of their initial brightness (L70) over a 10-year lifespan when properly installed and operated.

CERTIFICATION

Tested to UL2108 Class 2 by Underwriters Laboratory for use in the USA and Canada. Exceeds ANSI C78.377A, CE, and RoHS standards. Must be used under Class 2 ratings to maintain certification.

UL Certificate #: E347880

Report Reference #: E347880-20130503

TESTING

OPTICAL TESTING

TEST	RESULTS
Spectrum Analysis	IES LM 79 (Lumen, CCT, CRI, XY, SDCM, Wavelength)
Photometric Distribution	IES LM 79
Lumen Maintenance & Lifetime	IES LM 84 & IES TM28

TEMPERATURE TESTING

TEST	RESULTS
Normal Temperature Test	UL1598 & UL2388 & IEC60598-1 & IEC60598-2-21
Abnormal Operation Test	UL1598 & UL2388 & IEC60598-1 & IEC60598-2-21

ENVIRONMENTAL TESTING

TEST	RESULTS
Salt Water Immersion	IEC60598-1, Saltinity 4%
Salt Spray Test	IEC60068-2-11
Outdoor Exposure	Manufacturer-defined
Flame Resistance	UL94
UV Exposure	ASTMG 154, ISO 4892-3, UVA @ 340nm & 55
IPX8	EN 60598-1: 2015+A1:2018 Clause 9.2.2 & 9.2.8
Temperature Shock(Silicone)	Manufacturer-defined, -40°C - 60°C (typical temperature range)
Constant Temperature	Manufacturer-defined
12mm Needle Flame Test (Silicone)	IEC60695-11-5
650 Glow-wire Test (Silicone)	IEC60695-2-10

DURABILITY TESTING

TEST	RESULTS
Bending Test	Manufacturer-defined, 500 cycles
Tensile Test	Manufacturer-defined, > The weight of light in max.
Twist Test	Manufacturer-defined, >200 cycles
Ball Impact	UL1598 & UL2388 & IEC60598-1 & IEC60598-2-21
IK	IEC62262



LUMIFORM LIGHTSTRIP XL: SILICONE - 24V

Indoor & Outdoor Rated Linear Flex Profile - RGB PWM - Stainless Steel Mounting



B

LED COLORS



RGB

FIXTURE SPECIFICATIONS & OPTICAL PARAMETERS

COLOR	LED COUNT	1 CONNECTOR FULL/DYNAMIC*	2 CONNECTORS FULL/DYNAMIC*	UL CLASS 2 MAX RUN**	FIXTURE COLOR TOLERANCE***	WAVELENGTH/ CCT	LED CRI	LED COLOR TOLERANCE	LUMEN COUNT	LEGACY ORDER CODE
R; G; B; R+G+B	25 LEDs/ft (84 LEDs/m)	32.8ft (10m) / 49.2ft (15m)	65.6ft (20m) / 98.4ft (30m)	25ft (8m)	N/A	618-624nm; 522-528nm; 468-474nm; N/A	N/A	N/A	14lm/ft (45lm/m); 40lm/ft (130lm/m); 6lm/ft (20lm/m); 59lm/ft (195lm/m)	SS20IC124WERGB24DVG

*Run length is based on a voltage drop calculated using a 0.3 m (0.98 ft) cable with silicone seamless connectors, excluding connector length—refer to specifications for details. Max Run: Dynamic = RGB <100%; Full Load = RGB at 100%. Dynamic load calculations are not recommended for determining max distance of this profile. For runs over 65.62ft (20m), recommended to limit each to 65.62ft (20m) for easier handling. **For UL Class 2 calculations, GLLS uses a maximum output of 96 W / 96 VA for 24 V circuits, unless otherwise confirmed by the listed driver. All runs are assumed to be single-feed from one Class 2 output. Dual-feeding from separate drivers does not qualify as Class 2 unless the run is electrically split into isolated sections. ***Silicone products maintain ≤3 SDCM within a single production run and <5 SDCM between production runs.



LUMIFORM LIGHTSTRIP XL: SILICONE - 24V

Indoor & Outdoor Rated Linear Flex Profile - RGB PWM - Stainless Steel Mounting



C

POWER & VOLTAGE

COLOR	VOLTAGE + CIRCUIT TYPE	POWER CONSUMPTION
RGB	24V DC CV	3.66W/ft (12W/m)

D

CUTTING INSTRUCTIONS

COLOR	ORDER UNIT (CUTTING UNIT)
RGB	3.28in (83.3mm)



LUMIFORM LIGHTSTRIP XL: SILICONE - 24V

Indoor & Outdoor Rated Linear Flex Profile - RGB PWM - Stainless Steel Mounting



E

COMPATIBLE CONNECTORS

INPUT - 01

PROFILE	BENDING	WIRING	INPUT CONNECTOR TYPE	INPUT ORIENTATION + TYPE	INPUT CABLE LENGTH (LEAD WIRE)
---------	---------	--------	----------------------	--------------------------	--------------------------------

OUTPUT - 02

PROFILE	BENDING	WIRING	OUTPUT CONNECTOR TYPE	OUTPUT ORIENTATION + TYPE	OUTPUT CABLE LENGTH (LEAD WIRE)
J = LightStrip XL	2 = Top	4 = 4 Wire (RGB PWM) 0 = N/A (End Cap)	2 = Silicone Seamless	A = End Exit B = Bottom Exit C = Side Left Exit D = Side Right Exit E = End Jumper H = Power T-Feed I = End Cap	1 = 0.98ft (0.3m) 2 = 3.28ft (1m) 3 = 9.84ft (3m) 4 = 16ft (5m) 5 = 32.81ft (10m) 6 = 49.21ft (15m) 7 = 65.62ft (20m) 8 = N/A

LEGACY CONNECTOR ORDER CODE

SS	20I	1	00	XX	SE	X	XX	XXX	X
PRODUCT TYPE	PROFILE	BENDING	LIGHT EMITTING	FUNCTIONALITY	CONNECTOR TYPE	FIXTURE END	EXIT TYPE	LENGTH	
SS = Factory Accessories	20I = LightStrip XL	1 = Top	00 = 20I	2W = Static 3W = Tunable White 4W = RGB 5W = RGBW 5D = DMX-Pixel 0W = For End Cap	SE = Seamless	1 = Input Side 2 = Output Side 0 = Jumpers/T-feeds/ Seamless Bottom/ Seamless End 3 = Input/Output	EN = End BO = Bottom SL = Side Left SR = Side Right EJ = End Jumper BJ = Bottom Jumper TF = Power Feed EC = End Cap	0M3 = 0.98ft (30cm) 01M = 3.28ft (1m) 03M = 9.84ft (3m) 05M = 16ft (5m) 10M = 32.81ft (10m) 000 = For End Cap	P = Power or For End Cap S = Signal & Power



LUMIFORM LIGHTSTRIP XL: SILICONE - 24V

Indoor & Outdoor Rated Linear Flex Profile - RGB PWM - Stainless Steel Mounting



E

SILICONE SEAMLESS CONNECTOR



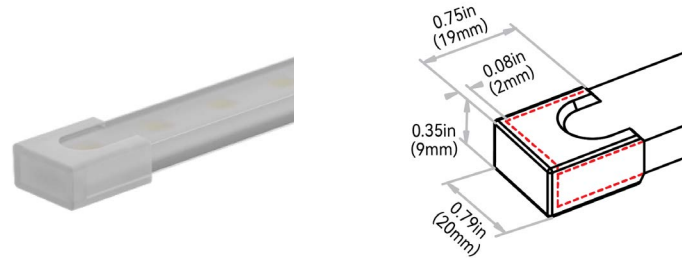
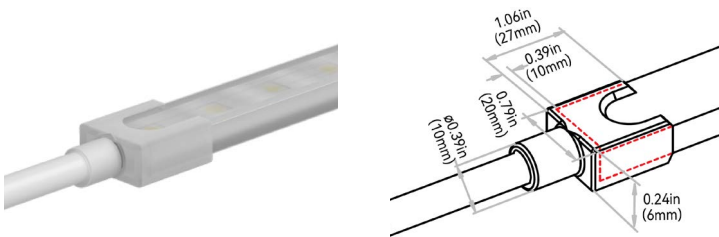
NOTES:

1. Connector Tolerance ± 0.02 in (0.5mm)
2. Cable diameter: Static, Tunable White, RGB & RGBW Silicone = 0.26in (6.5mm) & Direct DMX Silicone = 0.27in (6.8mm)
3. Do not apply force to the feed cable
4. Ensure Max. Cable Lengths are followed according to wire gage to avoid voltage drop

IP67; seamless; precise low profile dimension; high grade quality silicone & anti-wicking ferrule. Recommended for; wet environments; custom predetermined lengths; high/ low temperatures; increased humidity; direct UV exposure; harsh working conditions & increased handling forces during installation. Precision milling and special glue Silicone liquid injection-moulded workmanship enables an almost consistent size between connectors and lightbody, and the transparent terminal of the connector allows the seamless effects spliced end by end. DryWire technology applied on the cable eliminates the capillary phenomenon through wires, which secured the long-term reliability in outdoor or any wet environments. Custom factory assembly.

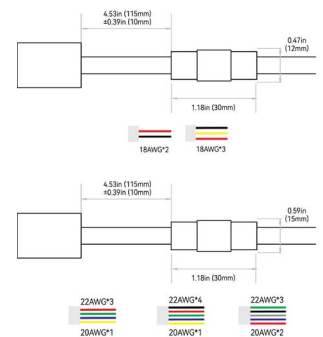
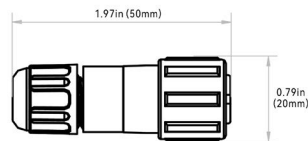
END EXIT: J242A#

END CAP: J202I8



SCREW LOCK CONNECTOR ACCESSORY - IP67

ANTI-WICKING FERRULE:



NOTE: The tolerance is ± 0.08 in (2mm).

NOTES:

1. The anti-wicking ferrule is located at 4.53in (115mm) (± 0.39 in [± 10 mm] tolerance) from the connector on the cable. For protection against water ingress.
2. The removal of anti-wicking ferrule will void the warranty if any water ingress caused by it.



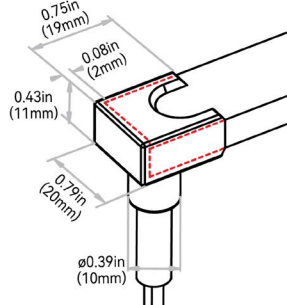
LUMIFORM LIGHTSTRIP XL: SILICONE - 24V

Indoor & Outdoor Rated Linear Flex Profile - RGB PWM - Stainless Steel Mounting

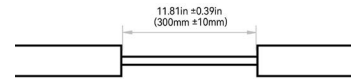


E

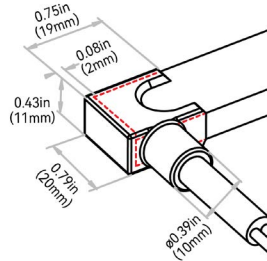
BOTTOM EXIT: J242B#



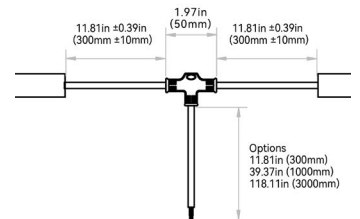
END JUMPER: J242E1



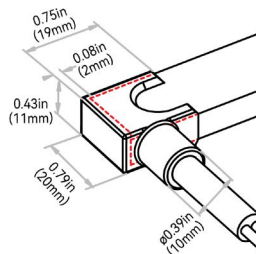
SIDE LEFT EXIT: J242C#



POWER T-FEED: J242H#



SIDE RIGHT EXIT: J242D#



LUMIFORM LIGHTSTRIP XL: SILICONE - 24V

Indoor & Outdoor Rated Linear Flex Profile - RGB PWM - Stainless Steel Mounting



F

MOUNTING PROFILES

MOUNTING PROFILE TYPE	STANDARD LENGTH	PROFILE	COLOR	BEND
S2 = Stainless Steel In-Ground Rigid	7 = 8.03in (204mm) 8 = 19.84in (504mm) 9 = 39.53in (1004mm)	J = LightStrip XL	1 = Standard	2 = Top
S3 = Stainless Steel In-Ground Rigid Heavy Duty				



LUMIFORM LIGHTSTRIP XL: SILICONE - 24V

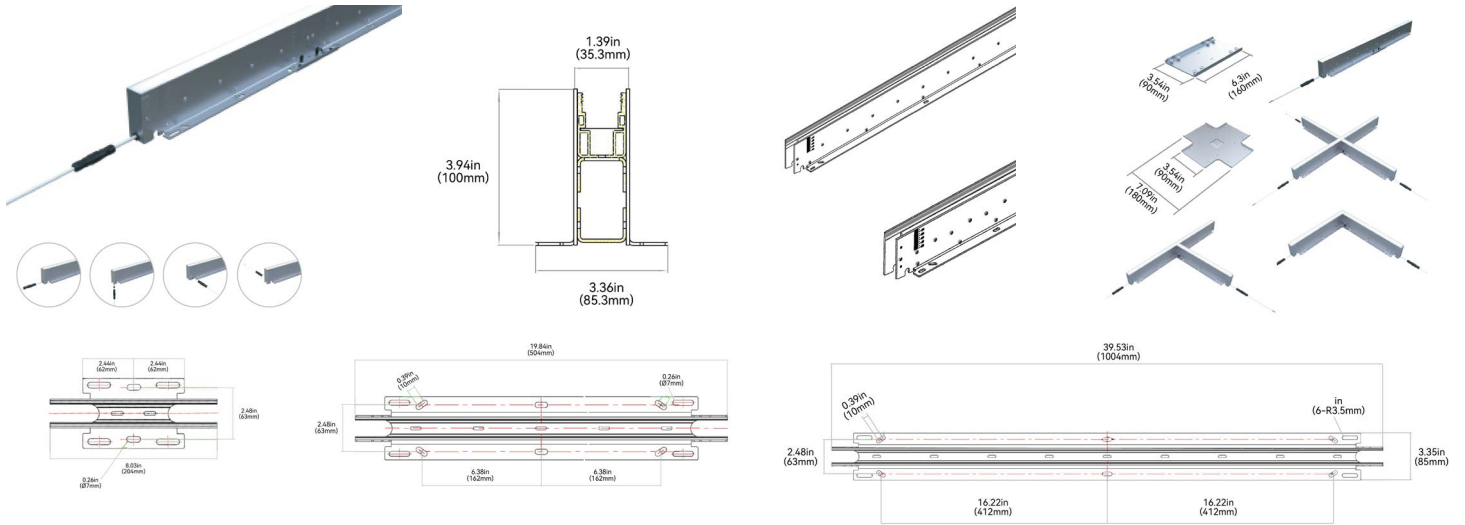
Indoor & Outdoor Rated Linear Flex Profile - Static Whites & Colors - Stainless Steel Mounting



F

STAINLESS STEEL PROFILE - IN-GROUND RIGID

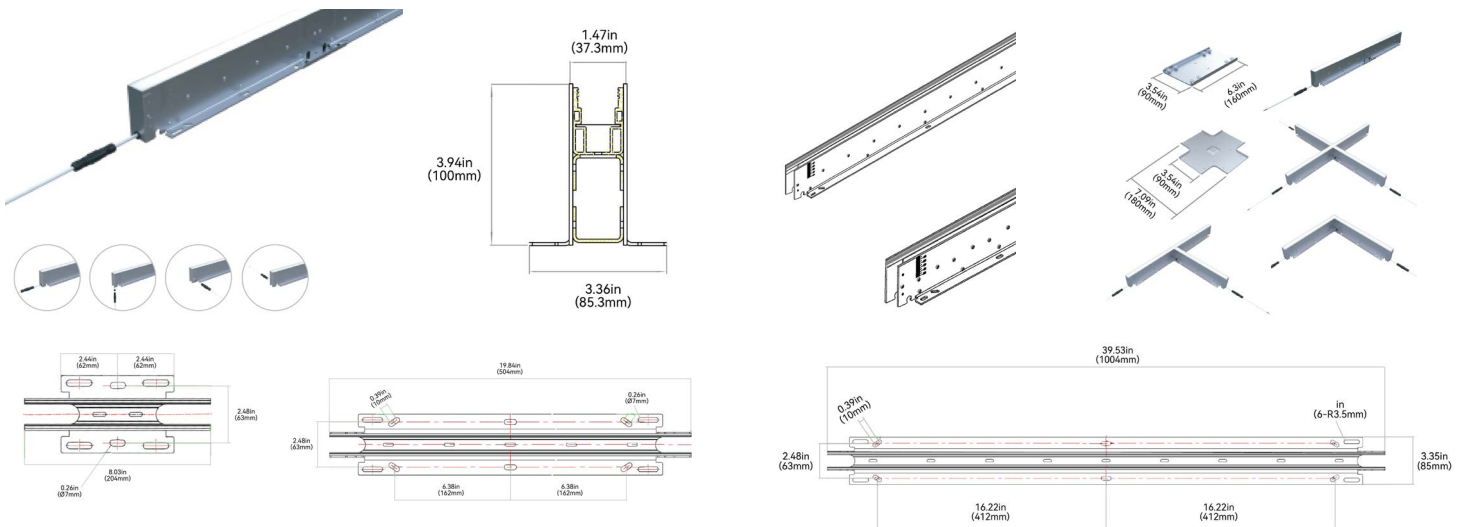
Stainless Steel is suitable for 8 tonnes weight rated, for Parking Lots, Squares, Fountains, Gardens, Sidewalks, and more. Where frequently being impacted by vehicles, splashing water or water soaking. Featured raceway channel for neat wiring. Evenly mixed by the continuous opal silicone diffuser, it comes up with soft, seamless, dotfree, and glare-free illumination, ensuring a visual comfort in tune with the scenario at night. The sophisticated structure dramatically lowers the maintenance cost as the inside LED strip is replaceable without damage to the mounting profile. Please refer to install manual for proper installation practices.



ORDER CODE	LEGACY CODE	STANDARD LENGTH
S27J12	CH20IRAP0M2RIG	8.03in (204mm)
S28J12	CH20IRAP0M5RIG	19.84in (504mm)
S29J12	CH20IRAP01MRIG	39.53in (1004mm)

STAINLESS STEEL PROFILE - IN-GROUND RIGID - HEAVY DUTY

Stainless Steel is suitable for 10 tonnes weight rated, for Parking Lots, Squares, Fountains, Gardens, Sidewalks, and more. Where frequently being impacted by vehicles, splashing water or water soaking. Featured raceway channel for neat wiring. Evenly mixed by the continuous opal silicone diffuser, it comes up with soft, seamless, dotfree, and glare-free illumination, ensuring a visual comfort in tune with the scenario at night. The sophisticated structure dramatically lowers the maintenance cost as the inside LED strip is replaceable without damage to the mounting profile. Please refer to install manual for proper installation practices.



ORDER CODE	LEGACY CODE	STANDARD LENGTH
S37J12	CH20IRAP0M2RIGH	8.03in (204mm)
S38J12	CH20IRAP0M5RIGH	19.84in (504mm)
S39J12	CH20IRAP01MRIGH	39.53in (1004mm)

