REQUEST QUOTE NOW

Customer: Date:

Project:

SAUNA FLEX WAVE: SILICONE - 24V

Indoor & Outdoor Rated Linear Flex Profile - Dim to Warm

RoHS COMPLIANT | Class 2 | UL | CE

PROFILE CAPABILITIES

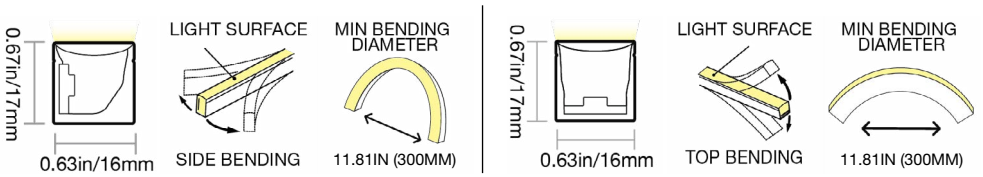

CERTIFICATIONS & FEATURES*

IP67 | IK10 | DMX | DALI | 24 DC | 3 YEAR WARRANTY | RESISTANT

FLAME
UV
SOLVENT
SALT WATER

TEMPERATURES

AMBIENT OPERATING TEMPERATURE:
-40°F to 203°F (-40°C to 95°C)

AMBIENT INSTALLATION TEMPERATURE:
-40°F to 122°F (-40°C to 50°C)

FIXTURE STORAGE TEMPERATURE:
-40°F to 140°F (-40°C to 60°C)

MAX MOUNTING SURFACE TEMPERATURE:
203°F (95°C)

HUMIDITY (NON-CONDENSING):
100%

THERMAL MANAGEMENT:
Free Air Convection

FIXTURE ORDER CODE

E			A					B		
F	2		S	1	F		P	9	T	2
INPUT CONNECTORS			SERIES	MATERIAL	PROFILE	BENDING	JACKET/BASE + LENS COLOR	LED FUNCTION	LED COLOR	CHIP + CRI
See Page 6 to select input connector			S = Sauna Flex	1 = Silicone	F = Wave	1 = Side 2 = Top	P = Opal + Diffused	9 = Dim to Warm	T = 1800K-3000K	2 = Epistar SMD LED Chip + CRI80

C		D	E		F	G
B	3V	L	F	2	F	
POWER	VOLTAGE + CIRCUIT TYPE**	ORDER UNIT LENGTH*	OUTPUT CONNECTOR		MOUNTING PROFILE	MOUNTING ACCESSORIES	POWER SUPPLIES & CONTROLS
B = 1.37W/ft (4.5W/m)	3V = 24V DC CV	L = 2.46in (62.5mm)	See Page 6 to select output connector		See Page 9 to select mounting profiles	See Page 14 to select accessory	By Others By GLLS

*Maximum IP and IK ratings achievable with appropriate accessories, and cable diameter: silicone static = 0.26in (6.5mm).

SAUNA FLEX WAVE: SILICONE - 24V

Indoor & Outdoor Rated Linear Flex Profile - Dim to Warm

COMPLEXITY, SIMPLIFIED.

A

MECHANICAL

ASSEMBLY

Fixtures are carefully assembled using high-quality components to ensure durability and performance. Each unit is built to meet strict specifications, with attention to electrical safety, thermal management, and optical alignment.

OVERALL & CUTTING LENGTHS

Fixtures feature defined overall lengths and specific cutting increments for easy customization. Cutting must be done at marked points to maintain proper function and consistent light output.

JACKET COLOR

The opal jackets with diffused white lens cover provides a clean, uniform appearance while softening light output for reduced glare. It enhances visual comfort and delivers smooth, even illumination ideal for architectural and display applications.

BENDING RADIUS

Do not bend smaller than allowed minimum bend diameter, or may cause damage to the light & void warranty.

OPERATION

LIGHT ENGINE

Static Pulse Width Modulation (PWM) light engines deliver stable, flicker-free light at a fixed brightness. They offer consistent color and reliable performance for long-term applications.

ELECTRICAL

Designed to meet UL, CE, and RoHS standards, they feature overload, overvoltage, and short-circuit protection, along with low EMI and efficient thermal management for safe, reliable operation.

DIMMING

Dimming of 24V PWM fixtures is achieved via the driver or decoder used in the system. Depending on the selected driver/decoder, control options can include 0–10V, DMX, or DALI, enabling smooth, flicker-free dimming while maintaining consistent color and performance. Note: DMX and DALI are supported at the system level, not natively by the fixture.

GENERAL

WARRANTY

Limited 3-Year Warranty against defects in materials and manufacturing. Coverage applies to properly installed and maintained products. Damage from misuse or improper installation is not covered. GLLS may repair, replace, or issue credit for eligible claims.

LUMEN MAINTENANCE

GLLS static lighting fixtures are tested to IES LM-84 and projected with IES TM-28 to ensure consistent lumen maintenance. Fixtures are designed to retain at least 70% of their initial brightness (L70) over a 4-year lifespan when properly installed and operated.

CERTIFICATION

Tested to UL2108 Class 2 by Underwriters Laboratory for use in the USA and Canada. Exceeds ANSI C78.377A, CE, and RoHS standards. Must be used under Class 2 ratings to maintain certification.

UL Certificate #: E347880

Report Referance #: E347880-20130508

TESTING

OPTICAL TESTING

TEST	RESULTS
Spectrum Analysis	IES LM 79 (Lumen, CCT, CRI, XY, SDCM, Wavelength)
Photometric Distribution	IES LM 79
Lumen Maintenance & Lifetime	IES LM 84 & IES TM28

TEMPERATURE TESTING

TEST	RESULTS
Normal Temperature Test	UL1598 & UL2388 & IEC60598-1 & IEC60598-2-21
Abnormal Operation Test	UL1598 & UL2388 & IEC60598-1 & IEC60598-2-21

ENVIRONMENTAL TESTING

TEST	RESULTS
Salt Water Immersion	IEC60598-1, Sailinity 4%
Salt Spray Test	IEC60068-2-11
Outdoor Exposure	Manufacturer-defined
Flame Resistance	UL94
UV Exposure	ASTMG 154, ISO 4892-3, UVA @ 340nm & 55
IPX8	EN 60598-1: 2015+A1:2018 Clause 9.2.2 & 9.2.8
Temperature Shock(Silicone)	Manufacturer-defined, -40°C - 60°C (typical temperature range)
Constant Temperature	Manufacturer-defined
12mm Needle Flame Test (Silicone)	IEC60695-11-5
650 Glow-wire Test (Silicone)	IEC60695-2-10

DURABILITY TESTING

TEST	RESULTS
Bending Test	Manufacturer-defined, 500 cycles
Tensile Test	Manufacturer-defined, > The weight of light in max.
Twist Test	Manufacturer-defined, >200 cycles
Ball Impact	UL1598 & UL2388 & IEC60598-1 & IEC60598-2-21
IK	IEC62262

SAUNA FLEX WAVE: SILICONE - 24V

Indoor & Outdoor Rated Linear Flex Profile - Dim to Warm

COMPLEXITY, SIMPLIFIED.

B

LED COLORS

1800K-3000K

JACKET + LENS COLORS

FIXTURE SPECIFICATIONS & OPTICAL PARAMETERS - WHITE JACKET + DIFFUSED LENS - SIDE BEND

COLOR	LED COUNT	1 CONNECTOR FULL/DYNAMIC*	2 CONNECTORS FULL/DYNAMIC*	UL CLASS 2 MAX RUN**	FIXTURE COLOR TOLERANCE***	WAVELENGTH/ CCT	LED CRI	LED COLOR TOLERANCE	LUMEN COUNT	LEGACY ORDER CODE
1800K; 3000K	4 LEDs/ft (16LEDs/m)	32.8ft (10m) / N/A	Not Recommended	70ft (21m)	3 SDCM	1800 ± 150K ; 3000 ± 175K	80; 80	2.3SDCM; 2.3SDCM	1 lm/ft (2 lm/m); 61 lm/ft (200 lm/m)	SF16E1012WEDTW24DV

FIXTURE SPECIFICATIONS & OPTICAL PARAMETERS - WHITE JACKET + DIFFUSED LENS - TOP BEND

COLOR	LED COUNT	1 CONNECTOR FULL/DYNAMIC*	2 CONNECTORS FULL/DYNAMIC*	UL CLASS 2 MAX RUN**	FIXTURE COLOR TOLERANCE***	WAVELENGTH/ CCT	LED CRI	LED COLOR TOLERANCE	LUMEN COUNT	LEGACY ORDER CODE
1800K; 3000K	4 LEDs/ft (16LEDs/m)	32.8ft (10m) / N/A	Not Recommended	70ft (21m)	3 SDCM	1800 ± 150K ; 3000 ± 175K	80; 80	2.3SDCM; 2.3SDCM	1 lm/ft (2 lm/m); 61 lm/ft (200 lm/m)	SF16E0012WEDTW24DV

*Run length is based on a static full load with voltage drop calculated using a 0.3 m (0.98 ft) cable with silicone seamless connectors, excluding connector length—refer to specifications for details. **For UL Class 2 calculations, GLLS uses a maximum output of 96 W / 96 VA for 24 V circuits, unless otherwise confirmed by the listed driver. All runs are assumed to be single-feed from one Class 2 output. Dual-feeding from separate drivers does not qualify as Class 2 unless the run is electrically split into isolated sections. ***Silicone products maintain ≤3 SDCM within a single production run and <5 SDCM between production runs.

SAUNA FLEX WAVE: SILICONE - 24V

Indoor & Outdoor Rated Linear Flex Profile - Dim to Warm

C

POWER & VOLTAGE

COLOR	VOLTAGE + CIRCUIT TYPE	POWER CONSUMPTION
1800K-3000K	24V DC CV	3.66W/ft (12W/m))

D

CUTTING INSTRUCTIONS

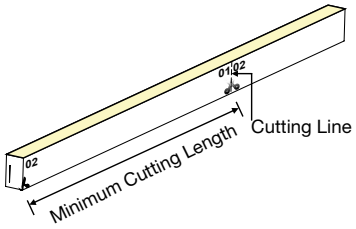

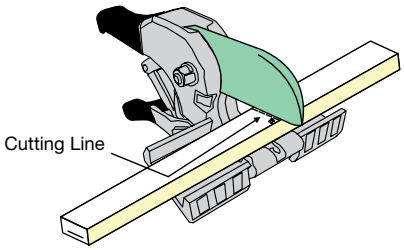

COLOR	ORDER UNIT (CUTTING UNIT)
1800K-3000K	2.46in (62.5mm) (12 LEDs)

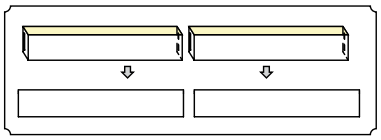

SAUNA FLEX WAVE: SILICONE - 24V

Indoor & Outdoor Rated Linear Flex Profile - Dim to Warm

COMPLEXITY, SIMPLIFIED.

E

COMPATIBLE CONNECTORS

INPUT - 01

F			2		
PROFILE	BENDING	WIRING	INPUT CONNECTOR TYPE	INPUT ORIENTATION + TYPE	INPUT CABLE LENGTH (LEAD WIRE)

OUTPUT - 02

F			2		
PROFILE	BENDING	WIRING	OUTPUT CONNECTOR TYPE	OUTPUT ORIENTATION + TYPE	OUTPUT CABLE LENGTH (LEAD WIRE)
F = Wave	1 = Side 2 = Top 4 = N/A (End Cap)	1 = 2 Wire (Static/Dim To Warm) 0 = N/A (End Cap)	2 = Silicone Seamless	A = End Exit B = Bottom Exit C = Side Left Exit D = Side Right Exit E = End Jumper H = Power T-Feed I = End Cap T = Jumper Input U = T-Feed Input	1 = 0.98ft (0.3m) 2 = 3.28ft (1m) 3 = 9.84ft (3m) 4 = 16ft (5m) 5 = 32.81ft (10m) 6 = 49.21ft (15m) 7 = 65.62ft (20m) 8 = N/A

LEGACY CONNECTOR ORDER CODE

XX	16E	X	00	XX	XX	X	XX	XXX	X
PRODUCT TYPE	PROFILE	BENDING	LIGHT EMITTING	FUNCTIONALITY	CONNECTOR TYPE	FIXTURE END	EXIT TYPE	LENGTH	
NA = DIY Accessories FA = Factory Accessories	16E = Wave	1 = Side 2 = Top	00 = 16E	2W = Static/DTW 3W = Tunable White/SPI-Pixel 4W = RGB 5W = RGBW 5D = DMX-Pixel 0W = For End Cap	SV = Swivel CL = Click SC = Snap BL = DIY Submersible SE = Seamless PO = Submersible	1 = Input Side 2 = Output Side 0 = Jumpers/T-feeds/ Seamless Bottom/ Seamless End 3 = Input/Output	EN = End BO = Bottom SL = Side Left SR = Side Right EJ = End Jumper BJ = Bottom Jumper TF = Power Feed EC = End Cap	0M3 = 0.98ft (30cm) 01M = 3.28ft (1m) 03M = 9.84ft (3m) 05M = 16ft (5m) 10M = 32.81ft (10m) 000 = For End Cap	P = Power or For End Cap S = Signal & Power

SAUNA FLEX WAVE: SILICONE - 24V

Indoor & Outdoor Rated Linear Flex Profile - Dim to Warm

COMPLEXITY, SIMPLIFIED.

E

SILICONE SEAMLESS CONNECTOR

NOTES:
1. Connector Tolerance ±0.02in (0.5mm)
2. Cable diameter: Static, Tunable, RGB & RGBW = 0.26in (6.5mm)
3. Do not apply force to the feed cable
4. Ensure Max. Cable Lengths are followed according to wire gage to avoid voltage drop

IP68; seamless; precise low profile dimension; high grade quality silicone & anti-wicking ferrule. Recommended for; wet environments; custom predetermined lengths; high/ low temperatures; increased humidity; direct UV exposure; harsh working conditions & increased handling forces during installation. Precision milling and special glue Silicone liquid injection-moulded workmanship enables an almost consistent size between connectors and lightbody, and the transparent terminal of the connector allows the seamless effects spliced end by end. DryWire technology applied on the cable eliminates the capillary phenomenon through wires, which secured the long-term reliability in outdoor or any wet environments. Custom factory assembly.

END EXIT: F#12A#

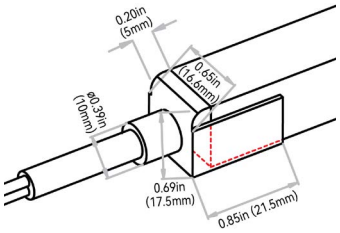

END CAP: F402I8

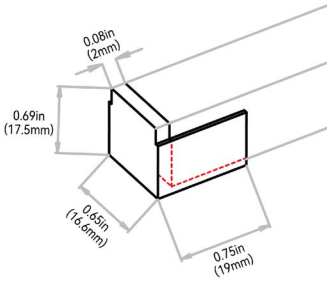

SCREW LOCK CONNECTOR ACCESSORY - IP67

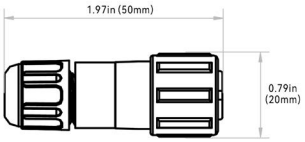

NOTE: The tolerance is ±0.08in (2mm).

ANTI-WICKING FERRULE:

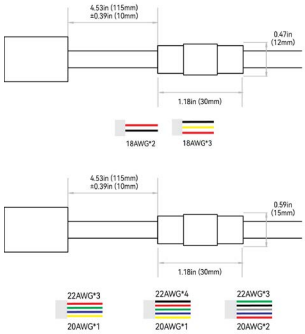

NOTES:
1. The anti-wicking ferrule is located at 4.53in (115mm) (±0.39in [±10mm] tolerance) from the connector on the cable. For protection against water ingress.
2. The removal of anti-wicking ferrule will void the warranty if any water ingression caused by it.

SAUNA FLEX WAVE: SILICONE - 24V

Indoor & Outdoor Rated Linear Flex Profile - Dim to Warm

COMPLEXITY, SIMPLIFIED.

E

BOTTOM EXIT: F#12B#

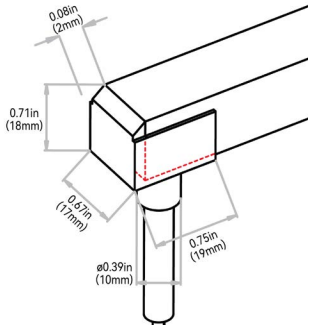

END JUMPER: F#12E1

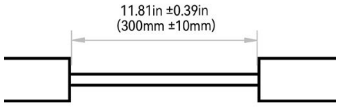

SIDE LEFT EXIT: F#12C#

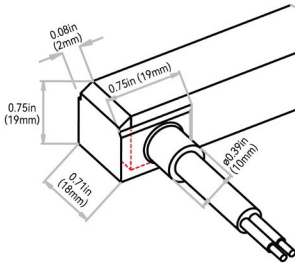

POWER T-FEED: F#12H#

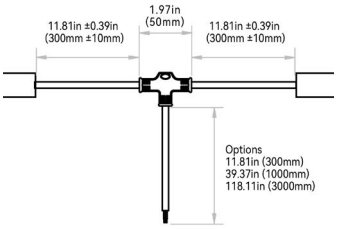

SIDE RIGHT EXIT: F#12D#

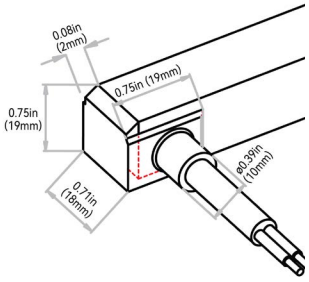

SAUNA FLEX WAVE: SILICONE - 24V

Indoor & Outdoor Rated Linear Flex Profile - Dim to Warm

COMPLEXITY, SIMPLIFIED.

F

MOUNTING PROFILES

		F		
MOUNTING PROFILE TYPE*	**STANDARD LENGTH**	**PROFILE**	**COLOR**	**BEND**
A1 = Aluminum Basic	2 = 1.38in (35mm) 3 = 19.68in (500mm) 5 = 39.37in (1000mm) 6 = 78.74in (2000mm)	F = Wave	1 = Standard	4 = N/A
A2 = Aluminum Recessed	2 = 1.38in (35mm) 3 = 19.68in (500mm) 5 = 39.37in (1000mm) 6 = 78.74in (2000mm)			
A3 = Aluminum Recessed Silicone Grip	1 = 0.79in (20mm) 3 = 19.68in (500mm) 5 = 39.37in (1000mm) 6 = 78.74in (2000mm)			
A4 = Aluminum Silicone Grip	1 = 0.79in (20mm) 3 = 19.68in (500mm) 5 = 39.37in (1000mm) 6 = 78.74in (2000mm)			
A5 = Aluminum Flexible	3 = 19.68in (500mm) 5 = 39.37in (1000mm)			1 = Side
C1 = Silicone Flexible	F = 2.16in (55mm) B = 4.33in (110mm) C = 7.87in (200mm) 3 = 19.68in (500mm) 5 = 39.37in (1000mm)		2 = Black 3 = White 0 = Custom	
S1 = Stainless Steel Clips	2 = 1.38in (35mm)		1 = Standard	

*For sauna environments with high heat and humidity, silicone channels are recommended due to their excellent heat resistance and user safety

SAUNA FLEX WAVE: SILICONE - 24V

Indoor & Outdoor Rated Linear Flex Profile - Dim to Warm

COMPLEXITY, SIMPLIFIED.

F

ALUMINUM PROFILE - BASIC

High-quality 6063 aluminum with thin-wall, light-weight design to fit the fixture tightly. It is deformation and rust resistant, and cost-effective.
Please refer to install manual for proper installation practices..

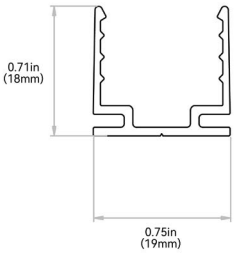

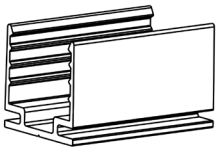

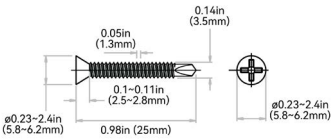

Tolerance: ± 0.01in (0.3mm)

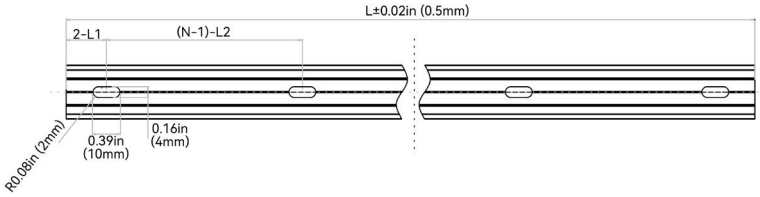

NOTES: 1. 2-L1 refers to two of symmetric L1 in each piece of profile.
2. (N-1)-L2 refers to (N minus one) of symmetric L2 in each piece of profile.
"N" hereby stands for its corresponding "Hole Number" in the below table

ORDER CODE	LEGACY CODE	STANDARD LENGTH	L1	L2	SLOTTED HOLE	HOLE #
A12F14	CL16RAL3C5SD	1.38in (35mm)	0.69in (17.5mm)	N/A	0.16*0.39in (4*10mm)	1
A13F14	CH16RAL0M5SD	19.68in (500mm)	1.97in (50mm)	7.87in (200mm)	0.16*0.39in (4*10mm)	3
A15F14	CH16RAL01MSD	39.37in (1000mm)	3.93in (100mm)	7.87in (200mm)	0.16*0.39in (4*10mm)	5
A16F14	CH16RAL02MSD	78.74in (2000mm)	3.93in (100mm)	7.87in (200mm)	0.16*0.39in (4*10mm)	10

ALUMINUM PROFILE - RECESSED

High-quality 6063 aluminum with thin-wall, light-weight design to fit the fixture tightly. Recommended on projects with lighting mounted recessed in a cavity so only the lens is shown. It is deformation and rust resistant, and cost-effective. Please refer to install manual for proper installation practices.

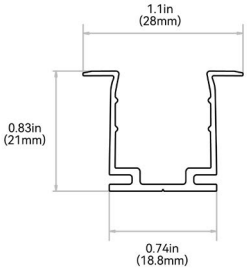

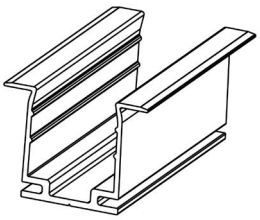

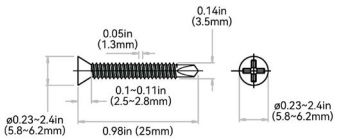

Tolerance: ± 0.01in (0.3mm)

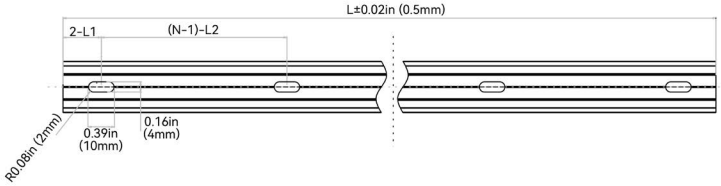

NOTES: 1. 2-L1 refers to two of symmetric L1 in each piece of profile.
2. (N-1)-L2 refers to (N minus one) of symmetric L2 in each piece of profile.
"N" hereby stands for its corresponding "Hole Number" in the below table

ORDER CODE	LEGACY ORDER CODE	STANDARD LENGTH	L1	L2	SLOTTED HOLE	HOLE #
A22F14	CL16RRA3C5SD	1.38in (35mm)	0.69in (17.5mm)	N/A	0.16*0.39in (4*10mm)	1
A23F14	CH16RRA0M5SD	19.68in (500mm)	1.97in (50mm)	7.87in (200mm)	0.16*0.39in (4*10mm)	3
A25F14	CH16RRA01MSD	39.37in (1000mm)	3.93in (100mm)	7.87in (200mm)	0.16*0.39in (4*10mm)	5
A26F14	CH16RRA02MSD	78.74in (2000mm)	3.93in (100mm)	7.87in (200mm)	0.16*0.39in (4*10mm)	10

SAUNA FLEX WAVE: SILICONE - 24V

Indoor & Outdoor Rated Linear Flex Profile - Dim to Warm

COMPLEXITY, SIMPLIFIED.

F

ALUMINUM PROFILE - RECESSED - SILICONE GRIP

High-quality 6063 aluminum with thin-wall, light-weight design to fit the fixture tightly. Includes a serrated silicone grip insert designed to hold fixture with additional force. Recommended on projects mounted upside down with lighting mounted recessed in a cavity so only the lens is shown. It is deformation and rust resistant, and cost-effective. Please refer to install manual for proper installation practices.

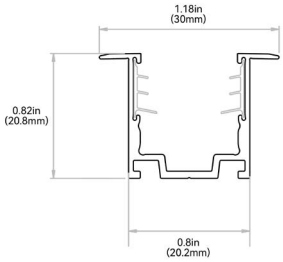

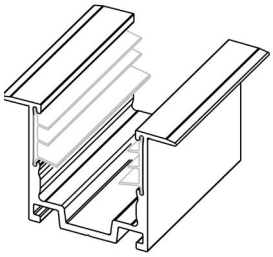

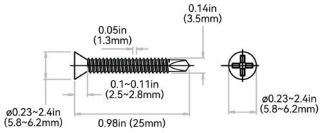

Tolerance: ± 0.01in (0.3mm)

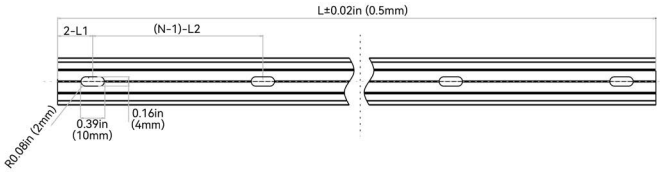

NOTES: 1. 2-L1 refers to two of symmetric L1 in each piece of profile.
2. (N-1)-L2 refers to (N minus one) of symmetric L2 in each piece of profile.
"N" hereby stands for its corresponding "Hole Number" in the below table

ORDER CODE	LEGACY ORDER CODE	STANDARD LENGTH	L1	L2	SLOTTED HOLE	HOLE #
A31F14	CL16RRA02CSE	0.79in (20mm)	0.39in (10mm)	N/A	0.16*0.39in (4*10mm)	1
A33F14	CH16RRA0M5SE	19.68in (500mm)	1.97in (50mm)	7.87in (200mm)	0.16*0.39in (4*10mm)	3
A35F14	CH16RRA01MSE	39.37in (1000mm)	3.93in (100mm)	7.87in (200mm)	0.16*0.39in (4*10mm)	5
A36F14	CH16RRA02MSE	78.74in (2000mm)	3.93in (100mm)	7.87in (200mm)	0.16*0.39in (4*10mm)	10

ALUMINUM PROFILE - SILICONE GRIP

High-quality 6063 aluminum with thin-wall, light-weight design. Includes a serated silicone grip insert designed to hold fixture with additional force. Recommended on projects mounted upside down. It is deformation and rust resistant, and cost-effective. Please refer to install manual for proper installation practices.

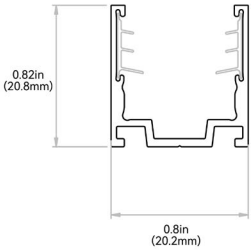

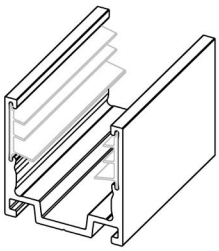

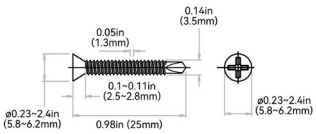

Tolerance: ± 0.01in (0.3mm)

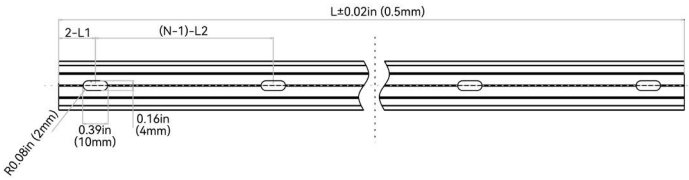

NOTES: 1. 2-L1 refers to two of symmetric L1 in each piece of profile.
2. (N-1)-L2 refers to (N minus one) of symmetric L2 in each piece of profile.
"N" hereby stands for its corresponding "Hole Number" in the below table

ORDER CODE	LEGACY ORDER CODE	STANDARD LENGTH	L1	L2	SLOTTED HOLE	HOLE #
A41F14	CL16RAL02CSE	0.79in (20mm)	0.39in (10mm)	N/A	0.16*0.39in (4*10mm)	1
A43F14	CH16RAL0M5SE	19.68in (500mm)	1.97in (50mm)	7.87in (200mm)	0.16*0.39in (4*10mm)	3
A45F14	CH16RAL01MSE	39.37in (1000mm)	3.93in (100mm)	7.87in (200mm)	0.16*0.39in (4*10mm)	5
A46F14	CH16RAL02MSE	78.74in (2000mm)	3.93in (100mm)	7.87in (200mm)	0.16*0.39in (4*10mm)	10

SAUNA FLEX WAVE: SILICONE - 24V

Indoor & Outdoor Rated Linear Flex Profile - Dim to Warm

COMPLEXITY, SIMPLIFIED.

F

ALUMINUM PROFILE - FLEXIBLE

It is an expanded design of the flexible aluminum profile, and caters for the continuously streamlined aesthetics of curve shape. The secondary precision cutting process, not only maintains the advantage of clamping force, but also enables the two-way side bending directions with super shape memory. Please refer to install manual for proper installation practices.



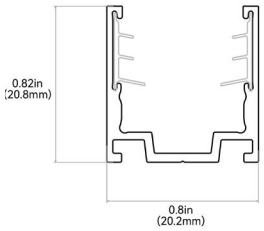

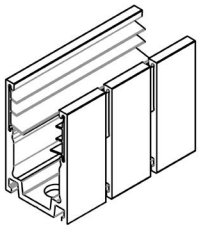

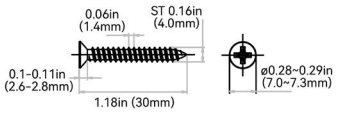

NOTES: 1. 2-L1 refers to two of symmetric L1 in each piece of profile.
2. (N-1)-L2 refers to (N minus one) of symmetric L2 in each piece of profile.
"N" hereby stands for its corresponding "Hole Number" in the below table

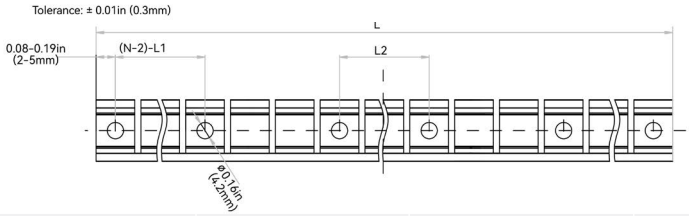

ORDER CODE	LEGACY ORDER CODE	STANDARD LENGTH	L1	L2	SLOTTED HOLE	HOLE #
A53F11	CH16FAL0M5SE	19.68in (500mm)	4.34in (110.3mm)	1.92in (48.9mm)	Ø 0.17in (4.2mm)	6
A55F11	CH16FAL01MSE	39.37in (1000mm)	4.59in (116.5mm)	3.89in (98.8mm)	Ø 0.17in (4.2mm)	10

SILICONE PROFILE - FLEXIBLE

An all-in-one mounting profile designed to unleash your creativity. This profile not only provides flexibility in installation methods, but also overcomes bending limitations by offering both top and side bending in a single profile. Fully encapsulated in UL-certified silicone, it excels in UV, weather, and corrosion resistance, making it suitable for underwater, high and low temperature enviroments. Elegant and square in appearance, it is available in black or white standard colors, or bespoke colors to blend in with the background. Supported by innovative serrated silicone fins, its clamping strength is strong enough to secure any installation method. Please refer to install manual for proper installation practices. Side and top bending.

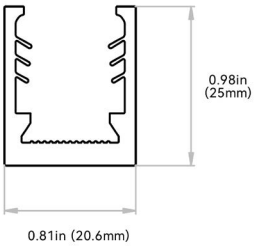

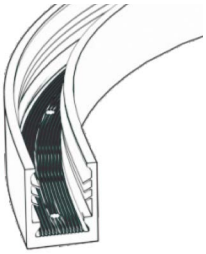

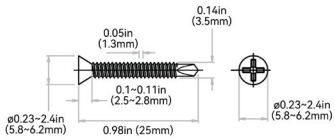

NOTES: 1. 2-L1 refers to two of symmetric L1 in each piece of profile.
2. (N-1)-L2 refers to (N minus one) of symmetric L2 in each piece of profile.
"N" hereby stands for its corresponding "Hole Number" in the below table

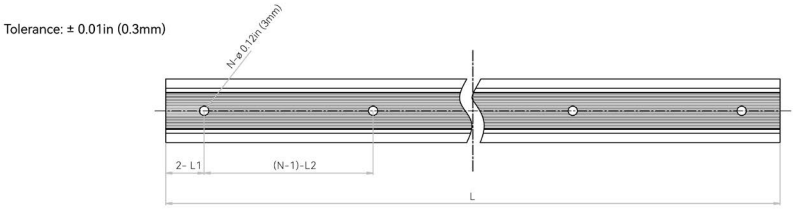

ORDER CODE	LEGACY ORDER CODE: WHITE	LEGACY ORDER CODE: BLACK	STANDARD LENGTH	L1	L2	SLOTTED HOLE	HOLE #
C1FF#4	CH16FAN5C5SEW	CH16FAN5C5SEB	2.16in (55mm)	0.49in (12.5mm)	1.18in (30mm)	Ø 0.12in (3mm)	2
C1BF#4	CH16FAN1C1SEW	CH16FAN1C1SEB	4.33in (110mm)	0.46in (11.6mm)	3.48in (88.4mm)	Ø 0.12in (3mm)	2
C1CF#4	CH16FAN0M2SEW	CH16FAN0M2SEB	7.87in (200mm)	0.46in (11.6mm)	3.48in (88.4mm)	Ø 0.12in (3mm)	3
C13F#4	CH16FAN0M5SEW	CH16FAN0M5SEB	19.68in (500mm)	1.14in (29mm)	3.48in (88.4mm)	Ø 0.12in (3mm)	6
C15F#4	CH16FAN01MSEW	CH16FAN01MSEB	39.37in (1000mm)	0.54in (13.8mm)	3.48in (88.4mm)	Ø 0.12in (3mm)	12

SAUNA FLEX WAVE: SILICONE - 24V

Indoor & Outdoor Rated Linear Flex Profile - Dim to Warm

COMPLEXITY, SIMPLIFIED.

F

STAINLESS STEEL PROFILE - CLIP

It uses grade 316 stainless steel with excellent property of deformation and rust resistance. The material makes it suitable for humid coastal surroundings and weak acid-base industrial environments that other mounting profiles can't accommodate. The structural design and material characteristics collectively ensure a tight clamping force. It's very convenient and reliable even for suspended installation in the curve shape. Please refer to install manual for proper installation practices.

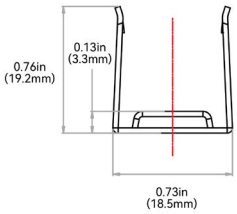

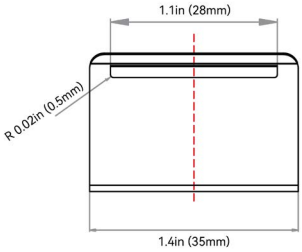

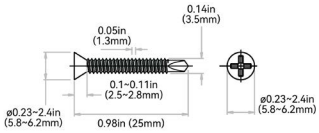

Tolerance: ± 0.01in (0.3mm)

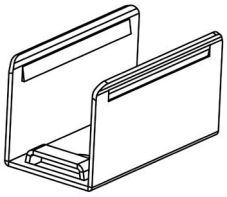

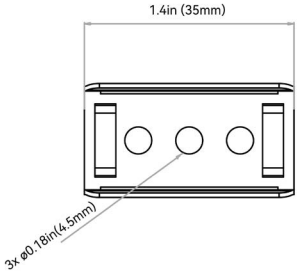

ORDER CODE	LEGACY ORDER CODE	STANDARD LENGTH	SLOTTED HOLE	HOLE #
S12F14	CL16RSS3C5SD	1.38in (35mm)	ø 0.18in (4.5mm)	3

G

MOUNTING ACCESSORIES

MOUNTING ACCESSORY TYPE	PROFILE
MA1 = Pivot Bracket	O = All Profiles
MA2 = Rotary Bracket	
MA3 = Side Bracket	
MA4 = Ceiling Clip	F = Wave
MA5 - Suspended Rod + Clip	
MA6 = Suspended Wire Kit	
MA7 = Alignment Bracket - Aluminum Basic	
MA8 = Alignment Bracket - Aluminum Silicone Grip	

PIVOT BRACKET: MA1O | MA00PMB00000

Applicable to all mounting profiles.

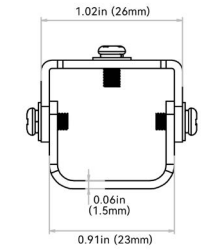

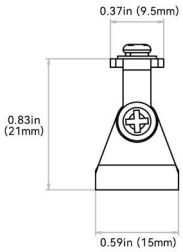

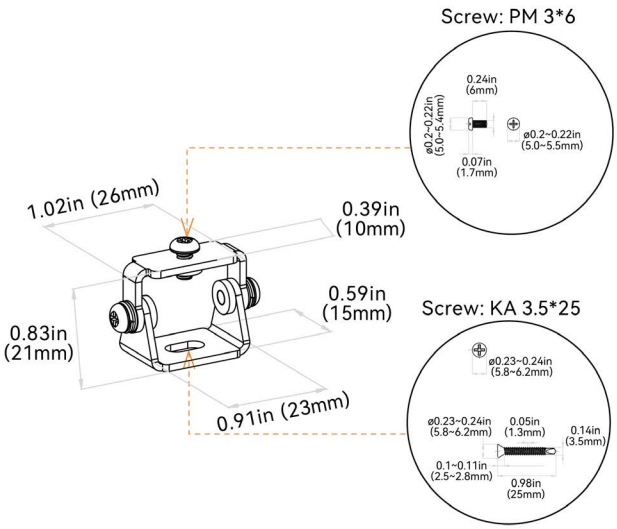

G

ROTARY BRACKET: MA2O | MA00BRL00000

Applicable to all mounting profiles.

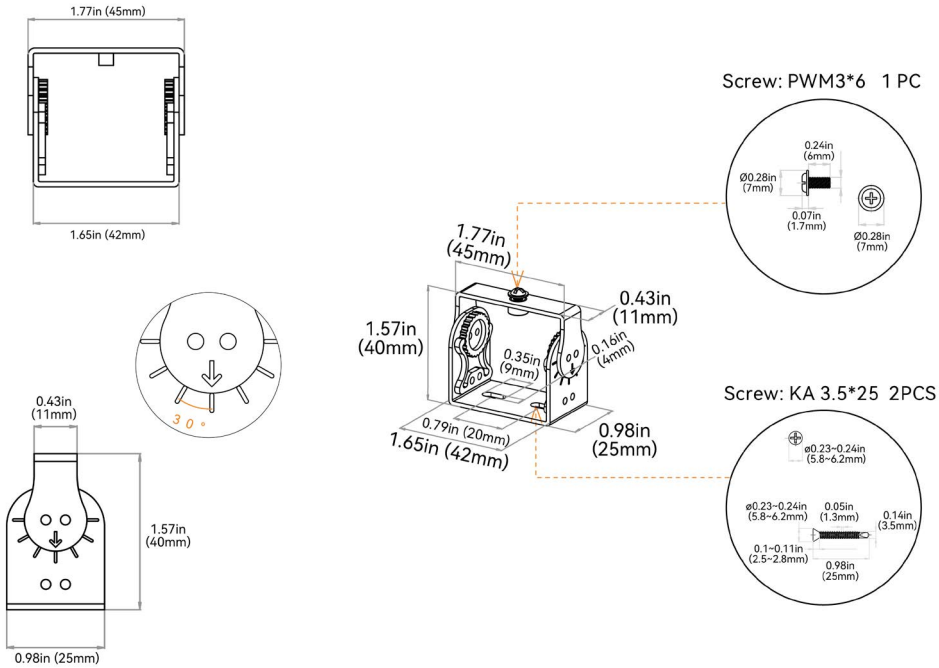

SIDE MOUNTING BRACKET: MA3O | MA00SMB00000

Applicable to all mounting profiles.

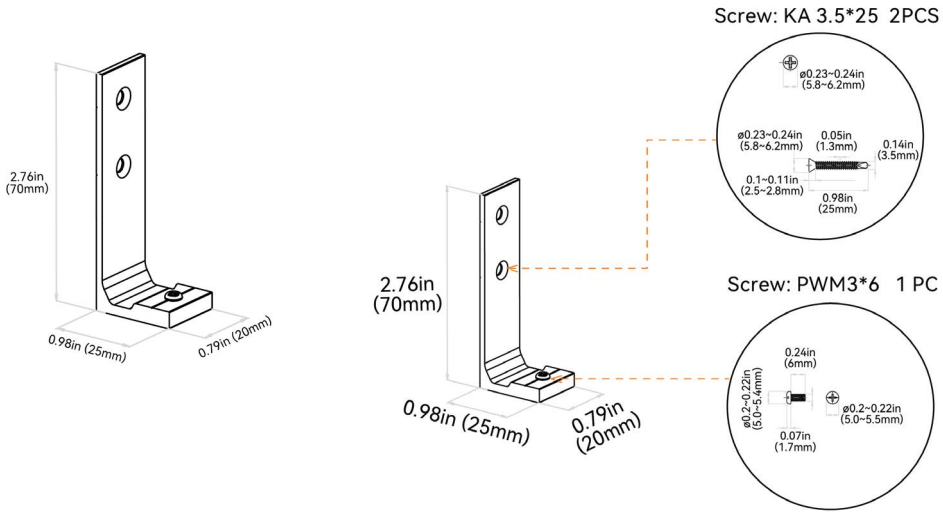

G

CEILING CLIP BRACKET: MA4F | MA16CMC00000

Applicable to aluminum profile - recessed - silicone grip

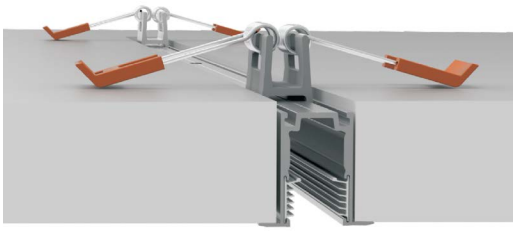

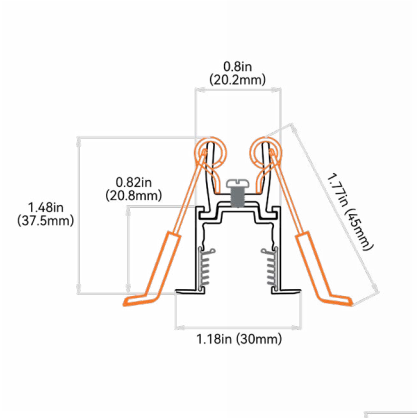

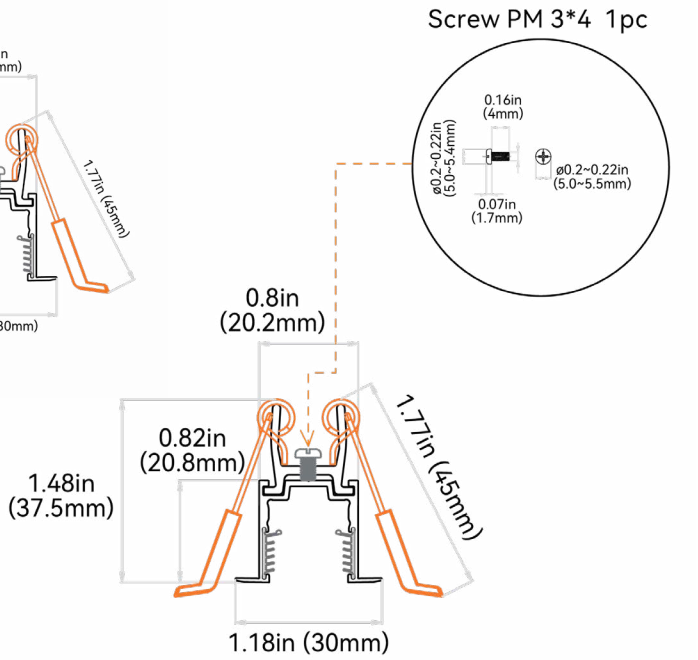

SUSPENDED WIRE: MA6F | MA16SMC000SW

Applicable to Aluminum Profile - Silicone Grip. 2 kits of stainless steel wires for 39.37in (1000mm) of profile & 3 kits of stainless steel wires for 78.74in (2000mm) of profile.

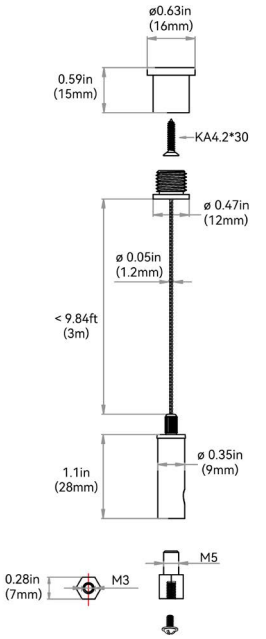

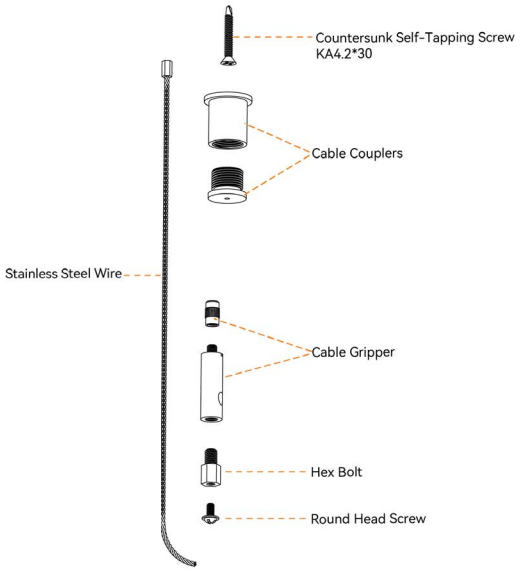

G

SUSPENDED MOUNTING CLIP + ROD: MA5F | MA16SMC0M5SR

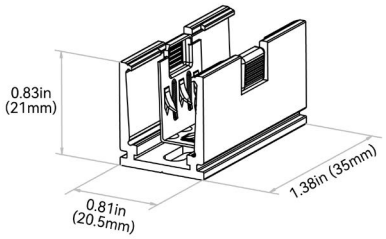

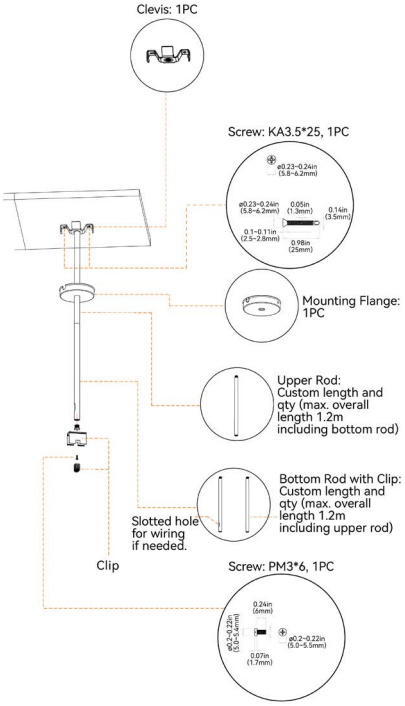

ALIGNMENT BRACKET - ALUMINUM BASIC: MA7F | CH16AL0M45JB

Applicable to aluminum basic

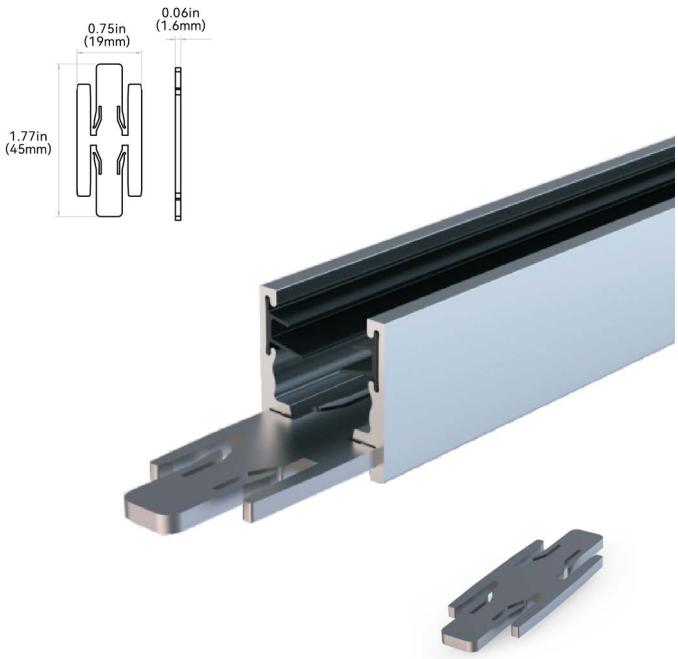

ALIGNMENT BRACKET - ALUMINUM SILICONE GRIP: MA8F | CH16FAL0M45JB
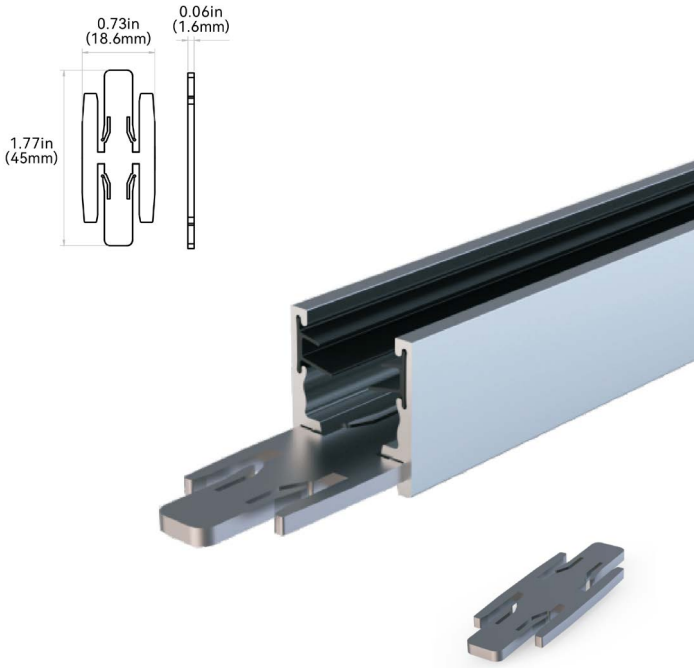
Applicable to aluminum silicone grip