REQUEST QUOTE NOW

Customer: Date:

Project:

VIVID S270: SILICONE - 24V

Indoor & Outdoor Rated Linear Flex Profile - SPI-Pixel

RoHS COMPLIANT | Class 2

PROFILE CAPABILITIES

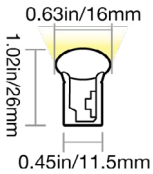

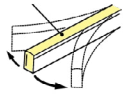

CERTIFICATIONS & FEATURES*

IP68 | IK10 | DMX | DALI

24 DC | 10 YEAR WARRANTY | 3G VIBRATION | RESISTANT: FLAME, UV, SOLVENT, SALT WATER

TEMPERATURES

AMBIENT OPERATING TEMPERATURE:
-40°F to 131°F (-40°C to 55°C)

AMBIENT INSTALLATION TEMPERATURE:
-40°F to 122°F (-40°C to 50°C)

FIXTURE STORAGE TEMPERATURE:
-40°F to 140°F (-40°C to 60°C)

MAX MOUNTING SURFACE TEMPERATURE:
185°F (85°C)

HUMIDITY (NON-CONDENSING):
0–95%

THERMAL MANAGEMENT:
Free Air Convection

FIXTURE ORDER CODE

E	A					B		
D	V	1	D	1	W			
INPUT CONNECTORS	SERIES	MATERIAL	PROFILE	BENDING	JACKET/BASE + LENS COLOR	LED FUNCTION	LED COLOR	CHIP + CRI
See Page 5 to to select input connector	V = Vivid	1 = Silicone	D = S270	1 = Side	W = White + Diffused	5 = SPI-Pixel All Colors 6 = SPI-Pixel-RGBW 2700K 4000K	A = Amber B = Blue C = Green E = Red H = 2200K J = 2700K L = 3000K M = 3500K N = 4000K Q = 5700K U=2200K-5700K S = RGB	1 = Epistar SMD LED Chip Colors RGB 2 = Epistar SMD LED Chip + CRI80 Whites Tunable White RGBW

C		D	E		F	G	
2C			D	0	C	1	
POWER	VOLTAGE + CIRCUIT TYPE**	ORDER UNIT LENGTH	OUTPUT CONNECTOR		MOUNTING PROFILE	MOUNTING ACCESSORIES	POWER SUPPLIES & CONTROLS:
F = 3.05W/ft (10W/m) Tunable White G = 3.66W/ft (12W/m) Colors Whites RGB I = 4.57W/ft (15W/m) RGBW	2C = 24V DC CR	G = 3.94in (100mm) Tunable White H = 4.92in (125mm) Colors Whites RGB RGBW	See Page 5 to select output connector		See Page 11 to select mounting profiles	See Page 17 to select accessory	By Others By GLLS

*Maximum IP and IK ratings achievable with appropriate accessories, and cable diameter: silicone static = 0.26in (6.5mm). **The Current Regulated (CR) Integrated Circuit extends max run length. Do not use a CC or CR power supply, as it may cause damage.

VIVID S270: SILICONE - 24V

Indoor & Outdoor Rated Linear Flex Profile - SPI-Pixel

COMPLEXITY, SIMPLIFIED.

A

MECHANICAL

ASSEMBLY

Fixtures are carefully assembled using high-quality components to ensure durability and performance. Each unit is built to meet strict specifications, with attention to electrical safety, thermal management, and optical alignment.

OVERALL & CUTTING LENGTHS

Fixtures feature defined overall lengths and specific cutting increments for easy customization. Cutting must be done at marked points to maintain proper function and consistent light output.

JACKET COLOR

The white jackets with diffused white lens coverS provide a clean, uniform appearance while softening light output for reduced glare. It enhances visual comfort and delivers smooth, even illumination ideal for architectural and display applications.

BENDING RADIUS

Do not bend smaller than allowed minimum bend diameter, or may cause damage to the light & void warranty.

OPERATION

LIGHT ENGINE

SPI pixel light engines use high-speed Serial Peripheral Interface (SPI) to control each LED independently. This allows smooth, real-time effects like chasing, fading, and color changes—ideal for dynamic displays, media façades, and interactive lighting.

ELECTRICAL

Designed to meet UL, CE, and RoHS standards, they feature overload, overvoltage, and short-circuit protection, along with low EMI and efficient thermal management for safe, reliable operation.

DIMMING

24V DC SPI systems use digital dimming via SPI-compatible controllers, such as Artnet-to-SPI or DMX-to-SPI. These allow precise, flicker-free control of each pixel's brightness and color, ideal for dynamic and custom lighting effects.

GENERAL

WARRANTY

Limited 10-Year Warranty against defects in materials and manufacturing. Coverage applies to properly installed and maintained products. Damage from misuse or improper installation is not covered. GLLS may repair, replace, or issue credit for eligible claims.

LUMEN MAINTENANCE

GLLS static lighting fixtures are tested to IES LM-84 and projected with IES TM-28 to ensure consistent lumen maintenance. Fixtures are designed to retain at least 70% of their initial brightness (L70) over a 10-year lifespan when properly installed and operated.

CERTIFICATION

Tested to UL2108 Class 2 by Underwriters Laboratory for use in the USA and Canada. Exceeds ANSI C78.377A, ANSI C136.31, CE, and RoHS standards. Must be used under Class 2 ratings to maintain certification.

UL Certificate #: E347880

Report Referance #: E347880-20130503

TESTING

OPTICAL TESTING

TEST	RESULTS
Spectrum Analysis	IES LM 79 (Lumen, CCT, CRI, XY, SDCM, Wavelength)
Photometric Distribution	IES LM 79
Lumen Maintenance & Lifetime	IES LM 84 & IES TM28

ENVIRONMENTAL TESTING

TEST	RESULTS
Salt Water Immersion	IEC60598-1, Sailinity 4%
Salt Spray Test	IEC60068-2-11
Outdoor Exposure	Manufacturer-defined
Flame Resistance	UL94
UV Exposure	ASTMG 154, ISO 4892-3, UVA @ 340nm & 55
IPX8	EN 60598-1: 2015+A1:2018 Clause 9.2.2 & 9.2.8
Temperature Shock(Silicone)	Manufacturer-defined, -40°C - 60°C (typical temperature range)
Constant Temperature	Manufacturer-defined
12mm Needle Flame Test (Silicone)	IEC60695-11-5
650 Glow-wire Test (Silicone)	IEC60695-2-10

TEMPERATURE TESTING

TEST	RESULTS
Normal Temperature Test	UL1598 & UL2388 & IEC60598-1 & IEC60598-2-21
Abnormal Operation Test	UL1598 & UL2388 & IEC60598-1 & IEC60598-2-21

DURABILITY TESTING

TEST	RESULTS
Bending Test	Manufacturer-defined, 500 cycles
Tensile Test	Manufacturer-defined, > The weight of light in max.
Twist Test	Manufacturer-defined, >200 cycles
Ball Impact	UL1598 & UL2388 & IEC60598-1 & IEC60598-2-21
IK	IEC62262

VIVID S270: SILICONE - 24V

Indoor & Outdoor Rated Linear Flex Profile - SPI-Pixel

COMPLEXITY, SIMPLIFIED.

B

LED COLORS

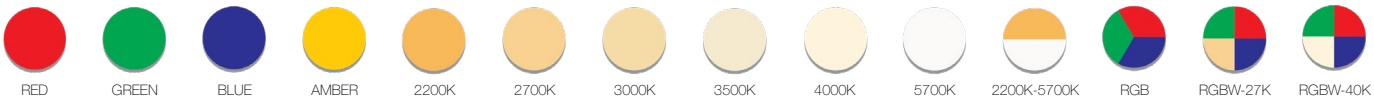

FIXTURE SPECIFICATIONS & OPTICAL PARAMETERS - WHITE JACKET + DIFFUSED LENS

COLOR	LED COUNT	1 CONNECTOR FULL/DYNAMIC*	2 CONNECTORS FULL/DYNAMIC*	UL CLASS 2 MAX RUN**	FIXTURE COLOR TOLERANCE***	WAVELENGTH/ CCT	LED CRI	LED COLOR TOLERANCE	LUMEN COUNT	LEGACY ORDER CODE
RED	17 LEDs/ft (56 LEDs/m)	49.2ft (15m) / Not Recommended	98.4ft (30m) / Not Recommended	26ft (8m)	N/A	618-624nm	N/A	3nm	39.63lm/ft (130lm/m)	SF11D1013WERED24DC
GREEN	17 LEDs/ft (56 LEDs/m)	49.2ft (15m) / Not Recommended	98.4ft (30m) / Not Recommended	26ft (8m)	N/A	522-528nm	N/A	3nm	107lm/ft (350lm/m)	SF11D1013WEGRE24DC
BLUE	17 LEDs/ft (56 LEDs/m)	49.2ft (15m) / Not Recommended	98.4ft (30m) / Not Recommended	26ft (8m)	N/A	468-474nm	N/A	3nm	21.34lm/ft (70lm/m)	SF11D1013WEBLU24DC
AMBER	17 LEDs/ft (56 LEDs/m)	49.2ft (15m) / Not Recommended	98.4ft (30m) / Not Recommended	26ft (8m)	N/A	588-594nm	N/A	3nm	39.63lm/ft (130lm/m)	SF11D1013WEAMB24DC
2200K	17 LEDs/ft (56 LEDs/m)	49.2ft (15m) / Not Recommended	98.4ft (30m) / Not Recommended	26ft (8m)	3 SDCM	2238 ± 102K	82-87	2.3SDCM	97.56lm/ft (320lm/m)	SF11D1013WE22K24DC
2700K	17 LEDs/ft (56 LEDs/m)	49.2ft (15m) / Not Recommended	98.4ft (30m) / Not Recommended	26ft (8m)	3 SDCM	2725 ± 145K	82-87	2.3SDCM	110lm/ft (360lm/m)	SF11D1013WE27K24DC
3000K	17 LEDs/ft (56 LEDs/m)	49.2ft (15m) / Not Recommended	98.4ft (30m) / Not Recommended	26ft (8m)	3 SDCM	3045 ± 175K	82-87	2.3SDCM	122lm/ft (400lm/m)	SF11D1013WE30K24DC
3500K	17 LEDs/ft (56 LEDs/m)	49.2ft (15m) / Not Recommended	98.4ft (30m) / Not Recommended	26ft (8m)	3 SDCM	3465 ± 245K	82-87	2.3SDCM	122lm/ft (400lm/m)	SF11D1013WE35K24DC
4000K	17 LEDs/ft (56 LEDs/m)	49.2ft (15m) / Not Recommended	98.4ft (30m) / Not Recommended	26ft (8m)	3 SDCM	3985 ± 275K	82-87	2.3SDCM	122lm/ft (400lm/m)	SF11D1013WE40K24DC
5700K	17 LEDs/ft (56 LEDs/m)	49.2ft (15m) / Not Recommended	98.4ft (30m) / Not Recommended	26ft (8m)	3 SDCM	5669 ± 355K	82-87	2.3SDCM	122lm/ft (400lm/m)	SF11D1013WE57K24DC
2200K; 5700K; 2200-5700K	18+18 LED/ft (60+60 LEDs/m)	49.2ft (15m) / Not Recommended	98.4ft (30m) / Not Recommended	31ft (10m)	3 SDCM	2238 ± 102K; 5669 ± 355K; 3465 ± 245K	82-87; 82-87; N/A	2.3SDCM; 2.3SDCM; N/A	51.82lm/ft (170lm/m); 64.02lm/ft (210lm/m); 115.85lm/ft (380lm/m)	SF11D1013WEPDW24DC
R; G; B; R+G+B	17 LEDs/ft (56 LEDs/m)	49.2ft (15m) / Not Recommended	98.4ft (30m) / Not Recommended	26ft (8m)	N/A	618-624nm; 522-528nm; 468-474nm; N/A	N/A	3nm	15.24lm/ft (50lm/m); 36.58lm/ft (120lm/m); 7.62lm/ft (25lm/m); 59.5lm/ft (195lm/m)	SF11D1013WERGB24DC
R; G; B; 2700K	17 LEDs/ft (56 LEDs/m)	32.8ft (10m) / 49.2ft (15m)	65.6ft (20m) / 98.4ft (30m)	21ft (6m)	N/A	618-624nm; 522-528nm; 468-474nm; 2725 ± 145K	N/A; N/A; N/A; 82-87	3nm; 3nm; 3nm; 2.3SDCM	15.24lm/ft (50lm/m); 36.58lm/ft (120lm/m); 7.62lm/ft (25lm/m); 36.58lm/ft (120lm/m)	SF11D1013WER2724DC
R; G; B; 4000K	17 LEDs/ft (56 LEDs/m)	32.8ft (10m) / 49.2ft (15m)	65.6ft (20m) / 98.4ft (30m)	21ft (6m)	N/A	618-624nm; 522-528nm; 468-474nm; 3985 ± 275K	N/A; N/A; N/A; 82-87	3nm; 3nm; 3nm; 2.3SDCM	15.24lm/ft (50lm/m); 36.58lm/ft (120lm/m); 7.62lm/ft (25lm/m); 36.58lm/ft (120lm/m)	SF11D1013WER4024DC

*Run length is based on a static full load with voltage drop calculated using a 0.3 m (0.98 ft) cable with silicone seamless connectors, excluding connector length—refer to specifications for details. For runs over 65.62ft (20m), recommended to limit each to 65.62ft (20m) for easier handling. **For UL Class 2 calculations, GLLS uses a maximum output of 96 W / 96 VA for 24 V circuits, unless otherwise confirmed by the listed driver. All runs are assumed to be single-feed from one Class 2 output. Dual-feeding from separate drivers does not qualify as Class 2 unless the run is electrically split into isolated sections. ***Silicone products maintain ≤3 SDCM within a single production run and <5 SDCM between production runs.

VIVID S270: SILICONE - 24V

Indoor & Outdoor Rated Linear Flex Profile - SPI-Pixel

COMPLEXITY, SIMPLIFIED.

C

POWER & VOLTAGE

COLOR	VOLTAGE + CIRCUIT TYPE*	POWER CONSUMPTION
RED	24V DC CR	3.66W/ft (12W/m)
GREEN		
BLUE		
AMBER		
2200K		
2700K		
3000K		
3500K		
4000K		
5700K		
2200K-5700K		3.05W/ft (10W/m)
RGB		3.66W/ft (12W/m)
RGBW-27K		4.57W/ft (15W/m)
RGBW-40K		4.57W/ft (15W/m)

*The Current Regulated (CR) Integrated Circuit extends max run length. Do not use a CC or CR power supply, as it may cause damage.

D

CUTTING INSTRUCTIONS

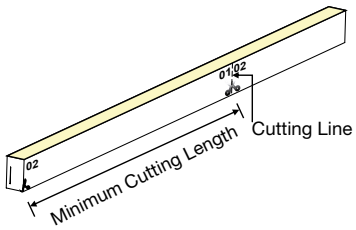

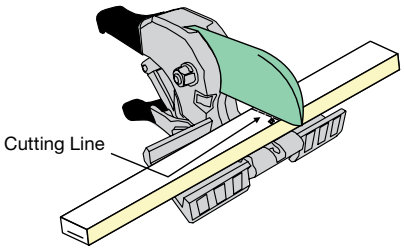

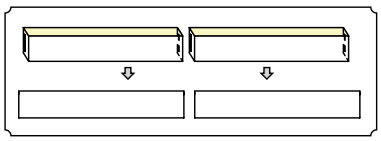

COLOR	ORDER UNIT (CUTTING UNIT)
RED	4.92in (125mm) (7 LEDs: 1 pixel)
GREEN	
BLUE	
AMBER	
2200K	
2700K	
3000K	
3500K	
4000K	
5700K	
2200K-5700K	3.94in (100mm) (12 LEDs (6+6: 1 pixel))
RGB	4.92in (125mm) (7 LEDs: 1 pixel)
RGBW-27K	
RGBW-40K	

VIVID S270: SILICONE - 24V

Indoor & Outdoor Rated Linear Flex Profile - SPI-Pixel

COMPLEXITY, SIMPLIFIED.

E

COMPATIBLE CONNECTORS

INPUT - 01

D				I	
PROFILE	BENDING	WIRING	INPUT CONNECTOR TYPE	INPUT ORIENTATION + TYPE	INPUT CABLE LENGTH (LEAD WIRE)

OUTPUT - 02

D					
PROFILE	BENDING	WIRING	OUTPUT CONNECTOR TYPE	OUTPUT ORIENTATION + TYPE	OUTPUT CABLE LENGTH (LEAD WIRE)
D = S270	1 = Side 4 = N/A (End Cap)	2 = 3 Wire (Tunable White PWM/ SPI Pixel) 3 = 3 Wire (SPI-Pixel Power Feed) 0 = N/A (End Cap)	7 = Snap	A = End Exit B = Bottom Exit C = Side Left Exit D = Side Right Exit E = End Jumper H = Power T-Feed I = End Cap	1 = 0.98ft (0.3m) 2 = 3.28ft (1m) 3 = 9.84ft (3m) 4 = 16ft (5m) 5 = 32.81ft (10m) 6 = 49.21ft (15m) 7 = 65.62ft (20m) 8 = N/A
			8 = Click	A = End Exit I = End Cap	1 = 0.98ft (0.3m) 2 = 3.28ft (1m) 3 = 9.84ft (3m) 4 = 16ft (5m) 8 = N/A
			2 = Silicone Seamless	A = End Exit B = Bottom Exit C = Side Left Exit D = Side Right Exit E = End Jumper H = Power T-Feed I = End Cap	1 = 0.98ft (0.3m) 2 = 3.28ft (1m) 3 = 9.84ft (3m) 4 = 16ft (5m) 5 = 32.81ft (10m) 6 = 49.21ft (15m) 7 = 65.62ft (20m) 8 = N/A

LEGACY CONNECTOR ORDER CODE

XX	11D	1	01	XX	XX	X	XX	XXX	X
PRODUCT TYPE	PROFILE	BENDING	LIGHT EMITTING	FUNCTIONALITY	CONNECTOR TYPE	FIXTURE END	EXIT TYPE	LENGTH	
NA = DIY Accessories FA = Factory Accessories	11D = S270	1 = Side	01 = 11B	3W =SPI-Pixel 0W = For End Cap	SV = Swivel CL = Click SC = Snap SE = Seamless	1 = Input Side 2 = Output Side 0 = Jumpers/T-feeds/ Seamless Bottom/ Seamless End 3 = 01 Input/02 Output	EN = End BO = Bottom SL = Side Left SR = Side Right EJ = End Jumper BJ = Bottom Jumper TF = Power Feed EC = End Cap	03M = 0.98ft (30cm) 01M = 3.28ft (1m) 03M = 9.84ft (3m) 05M = 16ft (5m) 10M = 32.81ft (10m) 000 = For End Cap	P = Power or For End Cap S = Signal & Power

VIVID S270: SILICONE - 24V

Indoor & Outdoor Rated Linear Flex Profile - SPI-Pixel

COMPLEXITY, SIMPLIFIED.

E

SNAP CONNECTOR



NOTES:
1. Connector Tolerance ±0.02in (0.5mm)
2. Cable diameter: Static, Tunable, RGB, RGBW & SPI Silicone = 0.26in (6.5mm)
3. Do not apply force to the feed cable
4. Ensure Max. Cable Lengths are followed according to wire gage to avoid voltage drop

IP67, tool-less; good solution for protection from water ingression; larger connector & anti-wicking ferrule. Recommended for wet environments and on-site length adjustments. To seal the end of light and ensure the waterproof in case of any cutting or extension on site, Insulfit technology prevents the water or vapor ingress from the end of the light. DryWire technology applied on the cable eliminates the capillary phenomenon through wires, which secured the long-term reliability in any wading environments. DIY or custom factory assembly.

END EXIT: D1#7A#

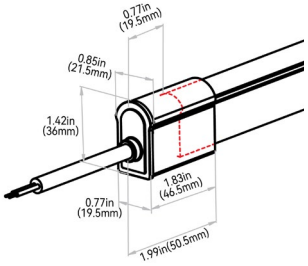

END CAP: D407I8

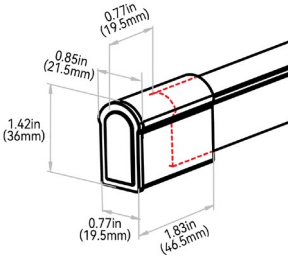

SCREW LOCK CONNECTOR ACCESSORY - IP67

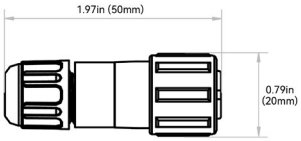

NOTE: The tolerance is ±0.08in (2mm).

ANTI-WICKING FERRULE:

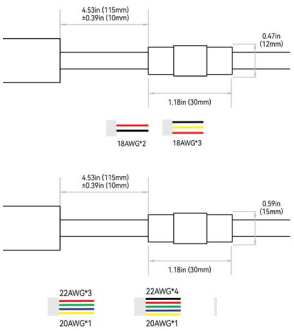

NOTES:
1. The anti-wicking ferrule is located at 4.53in (115mm) (±0.39in [±10mm] tolerance) from the connector on the cable. For protection against water ingress.
2. The removal of anti-wicking ferrule will void the warranty if any water ingression caused by it.

VIVID S270: SILICONE - 24V

Indoor & Outdoor Rated Linear Flex Profile - SPI-Pixel

COMPLEXITY, SIMPLIFIED.

E

BOTTOM EXIT: D1#7B#

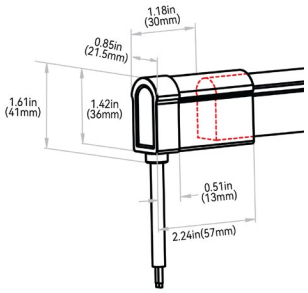

END JUMPER: D1#7E1



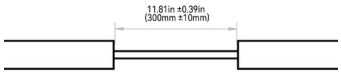

SIDE LEFT EXIT: D1#7C#

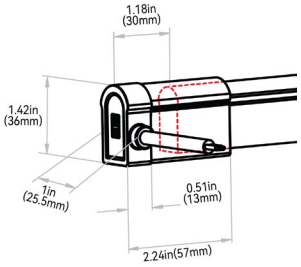

POWER T-FEED: D1#7H#



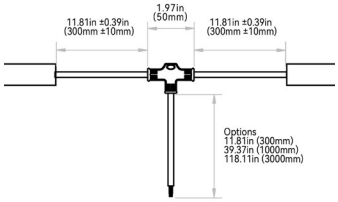

SIDE RIGHT EXIT: D1#7D#



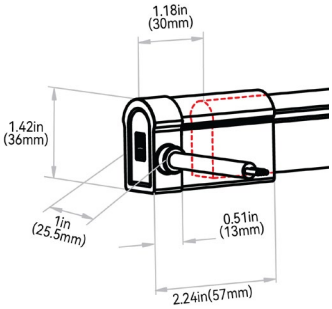

VIVID S270: SILICONE - 24V

Indoor & Outdoor Rated Linear Flex Profile - SPI-Pixel

COMPLEXITY, SIMPLIFIED.

E

CLICK CONNECTOR



NOTES:
1. Connector Tolerance ±0.02in (0.5mm)
2. Cable diameter: Static, Tunable, RGB & SPI Silicone = 0.26in (6.5mm)
3. Do not apply force to the feed cable
4. Ensure Max. Cable Lengths are followed according to wire gage to avoid voltage drop

IP67; tool-less & mini size. Recommended for outdoor environments & for onsite length adjustments. Click connector, a new type of field-assembly connector for outdoor use, brass casing, features unexceptional adaptability and excellent weather resistance. It achieves the unique balance between waterproof performance and physical dimension, highly functional yet incredibly minimal, giving you an extraordinary visual experience due to the less dark area at the jointing area. The whole assembling process is tool-less and quick, benefiting from its simple but smart structure design. The remarkable innovation lies in the invisible waterproof pretreatment on the cable, which facilitates the wiring and slotting on the site greatly as the extra anti-wicking ferrule on the cable is no longer needed. DIY or custom factory assembly.

END EXIT: D1#8A#



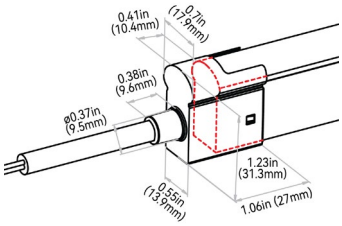

END CAP: D408I8

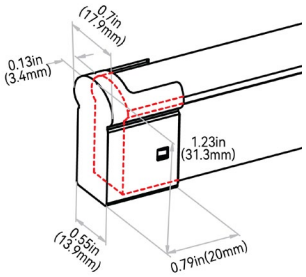

SCREW LOCK CONNECTOR ACCESSORY - IP67

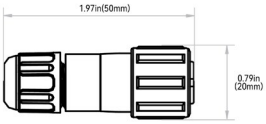

NOTE: The tolerance is ±0.08in (2mm).

VIVID S270: SILICONE - 24V

Indoor & Outdoor Rated Linear Flex Profile - SPI-Pixel

COMPLEXITY, SIMPLIFIED.

E

SILICONE SEAMLESS CONNECTOR



NOTES:
1. Connector Tolerance ±0.02in (0.5mm)
2. Cable diameter: Static, Tunable, RGB, RGBW & SPI Silicone = 0.26in (6.5mm) & DMX Silicone = 0.27in (6.8mm)
3. Do not apply force to the feed cable
4. Ensure Max. Cable Lengths are followed according to wire gage to avoid voltage drop

IP68; seamless; precise low profile dimension; high grade quality silicone & anti-wicking ferrule. Recommended for; wet environments; custom predetermined lengths; high/ low temperatures; increased humidity; direct UV exposure; harsh working conditions & increased handling forces during installation. Precision milling and special glue Silicone liquid injection-moulded workmanship enables an almost consistent size between connectors and lightbody, and the transparent terminal of the connector allows the seamless effects spliced end by end. DryWire technology applied on the cable eliminates the capillary phenomenon through wires, which secured the long-term reliability in outdoor or any wet environments. Custom factory assembly.

END EXIT: D1#2A#

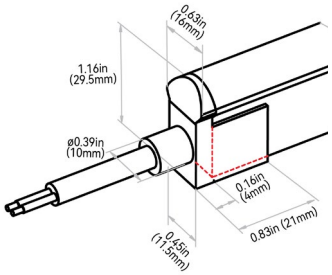

END CAP: D402I8



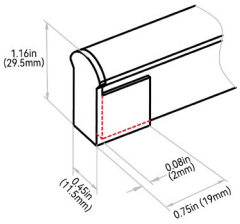

SCREW LOCK CONNECTOR ACCESSORY - IP67

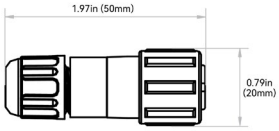

NOTE: The tolerance is ±0.08in (2mm).

ANTI-WICKING FERRULE:

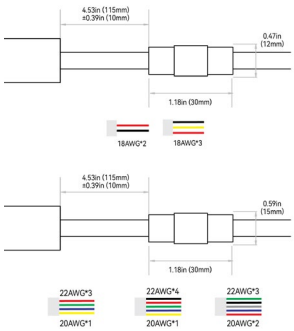

NOTES:
1. The anti-wicking ferrule is located at 4.53in (115mm) (±0.39in [±10mm] tolerance) from the connector on the cable. For protection against water ingress.
2. The removal of anti-wicking ferrule will void the warranty if any water ingression caused by it.

VIVID S270: SILICONE - 24V

Indoor & Outdoor Rated Linear Flex Profile - SPI-Pixel

COMPLEXITY, SIMPLIFIED.

E

BOTTOM EXIT: D1#2B#

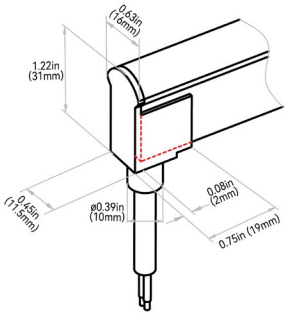

END JUMPER: D1#2E1

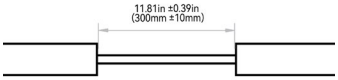

SIDE LEFT EXIT: D1#2C#

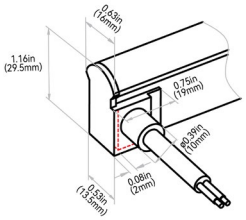

POWER T-FEED: D1#2H#

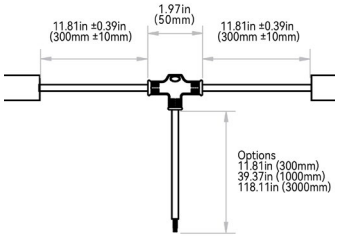

SIDE RIGHT EXIT: D1#2D#

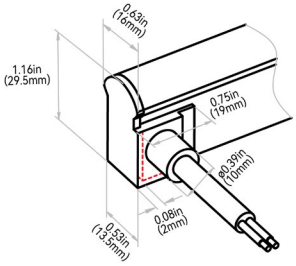

VIVID S270: SILICONE - 24V

Indoor & Outdoor Rated Linear Flex Profile - SPI-Pixel

COMPLEXITY, SIMPLIFIED.

F

MOUNTING PROFILES

		C		1
MOUNTING PROFILE TYPE	**STANDARD LENGTH**	**PROFILE**	**COLOR**	**BENDING**
A1 = Aluminum Basic	2 = 1.38in (35mm) 3 = 19.68in (500mm) 5 = 39.37in (1000mm) 6 = 78.74in (2000mm)	C=S Series (S160/S270)	1 = Standard	1= Side
A2 = Aluminum Recessed	2 = 1.38in (35mm) 3 = 19.68in (500mm) 5 = 39.37in (1000mm) 6 = 78.74in (2000mm)			
A3 = Aluminum Recessed Silicone Grip	1 = 0.79in (20mm) 3 = 19.68in (500mm) 5 = 39.37in (1000mm) 6 = 78.74in (2000mm)			
A4 = Aluminum Silicone Grip	1 = 0.79in (20mm) 3 = 19.68in (500mm) 5 = 39.37in (1000mm) 6 = 78.74in (2000mm)			
A5 = Aluminum Flexible	3 = 19.68in (500mm) 5 = 39.37in (1000mm)			
A8 = Aluminum Raceway	3 = 19.68in (500mm) 5 = 39.37in (1000mm) 6 = 78.74in (2000mm)			
A9 = Aluminum Raceway Suspended	3 = 19.68in (500mm) 5 = 39.37in (1000mm) 6 = 78.74in (2000mm)			
P1 = Plastic Reinforced	2 = 1.38in (35mm) 3 = 19.68in (500mm) 5 = 39.37in (1000mm) 6 = 78.74in (2000mm)			
C1 = Silicone Flexible	B = 4.33in (110mm) C = 7.87in (200mm) 3 = 19.68in (500mm) 5 = 39.37in (1000mm)		2 = Black 3 = White 0 = Custom	
S1 = Stainless Steel Clips	2 = 1.38in (35mm)		1 = Standard	

VIVID S270: SILICONE - 24V

Indoor & Outdoor Rated Linear Flex Profile - SPI-Pixel

COMPLEXITY, SIMPLIFIED.

F

ALUMINUM PROFILE - BASIC

High-quality 6063 aluminum with thin-wall, light-weight design to fit the fixture tightly. It is deformation and rust resistant, and cost-effective.
Please refer to install manual for proper installation practices..

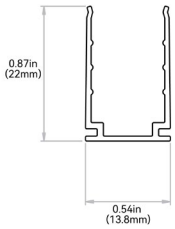

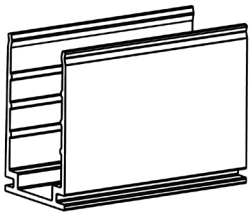

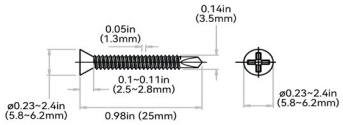

Tolerance: ± 0.01in (0.3mm)

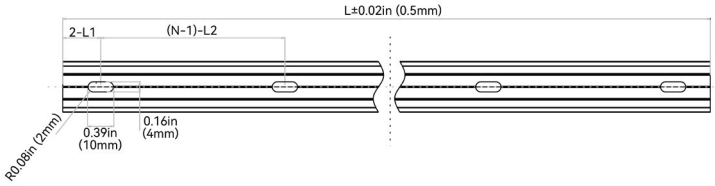

NOTES: 1. 2-L1 refers to two of symmetric L1 in each piece of profile.
2. (N-1)-L2 refers to (N minus one) of symmetric L2 in each piece of profile.
"N" hereby stands for its corresponding "Hole Number" in the below table

ORDER CODE	LEGACY CODE	STANDARD LENGTH	L1	L2	SLOTTED HOLE	HOLE #
A12C1	CL11RAL3C5SD	1.38in (35mm)	0.69in (17.5mm)	N/A	0.16*0.39in (4*10mm)	1
A13C1	CH11RAL0M5SD	19.68in (500mm)	1.97in (50mm)	7.87in (200mm)	0.16*0.39in (4*10mm)	3
A15C1	CH11RAL01MSD	39.37in (1000mm)	3.93in (100mm)	7.87in (200mm)	0.16*0.39in (4*10mm)	5
A16C1	CH11RAL02MSD	78.74in (2000mm)	3.93in (100mm)	7.87in (200mm)	0.16*0.39in (4*10mm)	10

ALUMINUM PROFILE - RECESSED

High-quality 6063 aluminum with thin-wall, light-weight design to fit the fixture tightly. Recommended on projects with lighting mounted recessed in a cavity so only the lens is shown. It is deformation and rust resistant, and cost-effective. Please refer to install manual for proper installation practices.

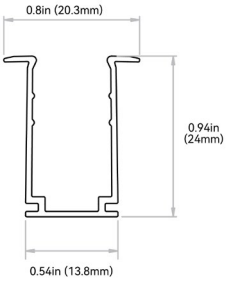

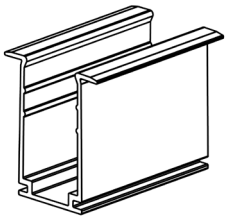

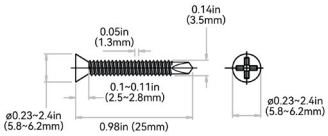

Tolerance: ± 0.01in (0.3mm)

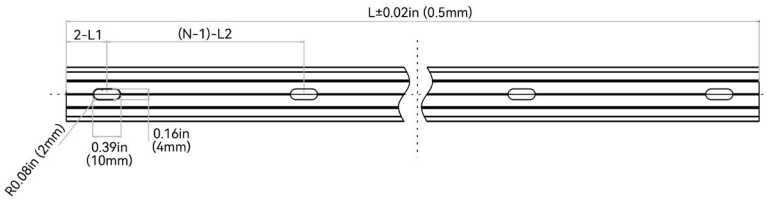

NOTES: 1. 2-L1 refers to two of symmetric L1 in each piece of profile.
2. (N-1)-L2 refers to (N minus one) of symmetric L2 in each piece of profile.
"N" hereby stands for its corresponding "Hole Number" in the below table

ORDER CODE	LEGACY ORDER CODE	STANDARD LENGTH	L1	L2	SLOTTED HOLE	HOLE #
A22C1	CL11RRA3C5SD	1.38in (35mm)	0.69in (17.5mm)	N/A	0.16*0.39in (4*10mm)	1
A23C1	CH11RRA0M5SD	19.68in (500mm)	1.97in (50mm)	7.87in (200mm)	0.16*0.39in (4*10mm)	3
A25C1	CH11RRA01MSD	39.37in (1000mm)	3.93in (100mm)	7.87in (200mm)	0.16*0.39in (4*10mm)	5
A26C1	CH11RRA02MSD	78.74in (2000mm)	3.93in (100mm)	7.87in (200mm)	0.16*0.39in (4*10mm)	10

VIVID S270: SILICONE - 24V

Indoor & Outdoor Rated Linear Flex Profile - SPI-Pixel

COMPLEXITY, SIMPLIFIED.

F

ALUMINUM PROFILE - RECESSED - SILICONE GRIP

High-quality 6063 aluminum with thin-wall, light-weight design to fit the fixture tightly. Includes a serrated silicone grip insert designed to hold fixture with additional force. Recommended on projects mounted upside down with lighting mounted recessed in a cavity so only the lens is shown. It is deformation and rust resistant, and cost-effective. Please refer to install manual for proper installation practices.

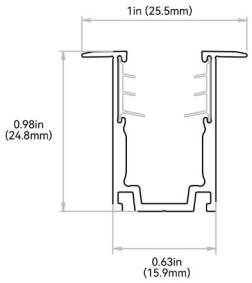

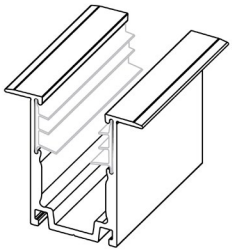

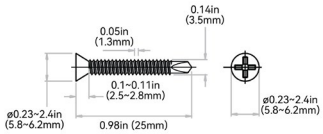

Tolerance: ± 0.01in (0.3mm)

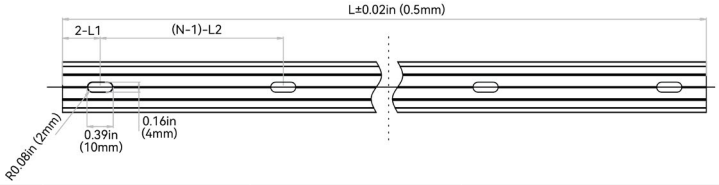

NOTES: 1. 2-L1 refers to two of symmetric L1 in each piece of profile.
2. (N-1)-L2 refers to (N minus one) of symmetric L2 in each piece of profile.
"N" hereby stands for its corresponding "Hole Number" in the below table

ORDER CODE	LEGACY ORDER CODE	STANDARD LENGTH	L1	L2	SLOTTED HOLE	HOLE #
A31C1	CL11RRA02CSE	0.79in (20mm)	0.39in (10mm)	N/A	0.16*0.39in (4*10mm)	1
A33C1	CH11RRA0M5SE	19.68in (500mm)	1.97in (50mm)	7.87in (200mm)	0.16*0.39in (4*10mm)	3
A35C1	CH11RRA01MSE	39.37in (1000mm)	3.93in (100mm)	7.87in (200mm)	0.16*0.39in (4*10mm)	5
A36C1	CH11RRA02MSE	78.74in (2000mm)	3.93in (100mm)	7.87in (200mm)	0.16*0.39in (4*10mm)	10

ALUMINUM PROFILE - SILICONE GRIP

High-quality 6063 aluminum with thin-wall, light-weight design. Includes a serated silicone grip insert designed to hold fixture with additional force. Recommended on projects mounted upside down. It is deformation and rust resistant, and cost-effective. Please refer to install manual for proper installation practices.

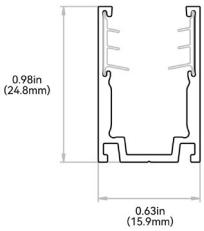

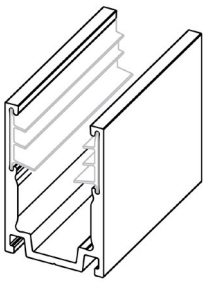

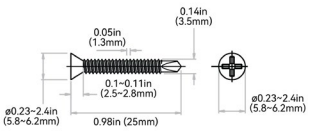

Tolerance: ± 0.01in (0.3mm)

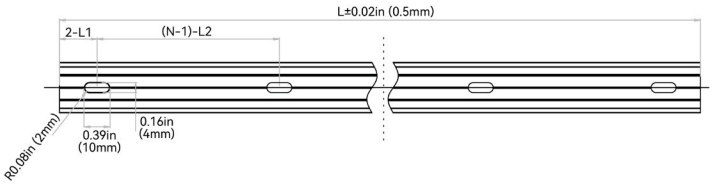

NOTES: 1. 2-L1 refers to two of symmetric L1 in each piece of profile.
2. (N-1)-L2 refers to (N minus one) of symmetric L2 in each piece of profile.
"N" hereby stands for its corresponding "Hole Number" in the below table

ORDER CODE	LEGACY ORDER CODE	STANDARD LENGTH	L1	L2	SLOTTED HOLE	HOLE #
A41C1	CL11RAL02CSE	0.79in (20mm)	0.39in (10mm)	N/A	0.16*0.39in (4*10mm)	1
A43C1	CH11RAL0M5SE	19.68in (500mm)	1.97in (50mm)	7.87in (200mm)	0.16*0.39in (4*10mm)	3
A45C1	CH11RAL01MSE	39.37in (1000mm)	3.93in (100mm)	7.87in (200mm)	0.16*0.39in (4*10mm)	5
A46C1	CH11RAL02MSE	78.74in (2000mm)	3.93in (100mm)	7.87in (200mm)	0.16*0.39in (4*10mm)	10

VIVID S270: SILICONE - 24V

Indoor & Outdoor Rated Linear Flex Profile - SPI-Pixel

COMPLEXITY, SIMPLIFIED.

F

ALUMINUM PROFILE - FLEXIBLE

It is an expanded design of the flexible aluminum profile, and caters for the continuously streamlined aesthetics of curve shape. The secondary precision cutting process, not only maintains the advantage of clamping force, but also enables the two-way side bending directions with super shape memory. Please refer to install manual for proper installation practices.



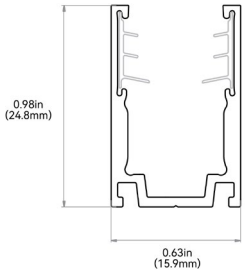

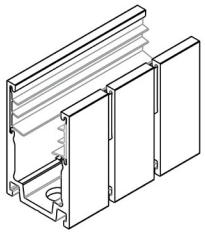

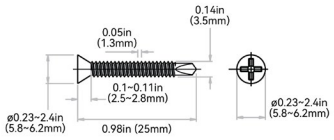

Tolerance: ± 0.01in (0.3mm)

NOTES: 1. 2-L1 refers to two of symmetric L1 in each piece of profile.
2. (N-1)-L2 refers to (N minus one) of symmetric L2 in each piece of profile.
"N" hereby stands for its corresponding "Hole Number" in the below table

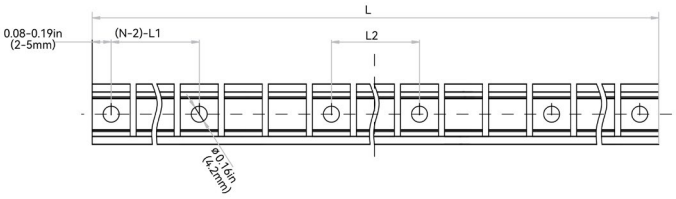

ORDER CODE	LEGACY ORDER CODE	STANDARD LENGTH	L1	L2	SLOTTED HOLE	HOLE #
A53C1	CH11FAL0M5SE	19.68in (500mm)	4.34in (110.3mm)	1.92in (48.9mm)	Ø 0.17in (4.2mm)	6
A55C1	CH11FAL01MSE	39.37in (1000mm)	4.59in (116.5mm)	3.89in (98.8mm)	Ø 0.17in (4.2mm)	10

ALUMINUM PROFILE - RACEWAY

High-quality 6063 thin-wall aluminum, light-weight design featuring hidden cables. The raceway space is enough to conceal seamless connectors with bottom feed and the general male/female connectors. It is superb for the facade where tidiness is required and the scenarios that lack of space for wiring. Please refer to install manual for proper installation practices.



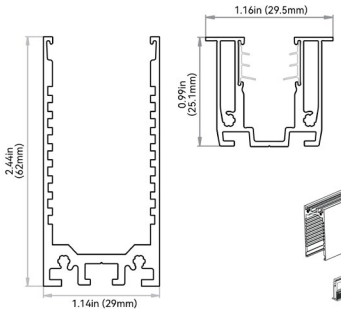

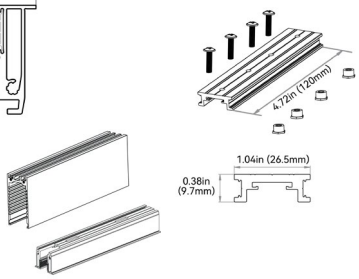

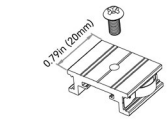

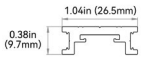

Tolerance: ± 0.01in (0.3mm)

PMW4*18 Screws

PM4*6 Screws

NOTES: 1. 2-L1 refers to two of symmetric L1 in each piece of profile.
2. (N-1)-L2 refers to (N minus one) of symmetric L2 in each piece of profile.
"N" hereby stands for its corresponding "Hole Number" in the below table

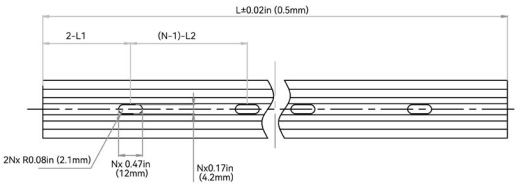

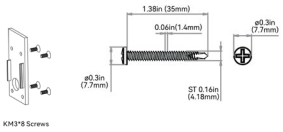

ORDER CODE	LEGACY ORDER CODE	STANDARD LENGTH	L1	L2	SLOTTED HOLE	HOLE #
A83C1	CH11RAL0M5RS	19.68in (500mm)	1.97in (50mm)	7.87in (200mm)	0.18*0.47in (4.5*12mm)	3
A85C1	CH11RAL01MRS	39.37in (1000mm)	3.93in (100mm)	7.87in (200mm)	0.18*0.47in (4.5*12mm)	5
A86C1	CH11RAL02MRS	78.74in (2000mm)	3.93in (100mm)	7.87in (200mm)	0.18*0.47in (4.5*12mm)	10

VIVID S270: SILICONE - 24V

Indoor & Outdoor Rated Linear Flex Profile - SPI-Pixel

COMPLEXITY, SIMPLIFIED.

F

ALUMINUM PROFILE - RACEWAY - SUSPENDED

High-quality 6063 thin-wall aluminum, light-weight design featuring hidden cables and suspended by cables from the ceiling. The raceway space is enough to conceal seamless connectors with bottom feed and the general male/female connectors. It is superb for the facade where tidiness is required and the scenarios that lack of space for wiring. Please refer to install manual for proper installation practices.

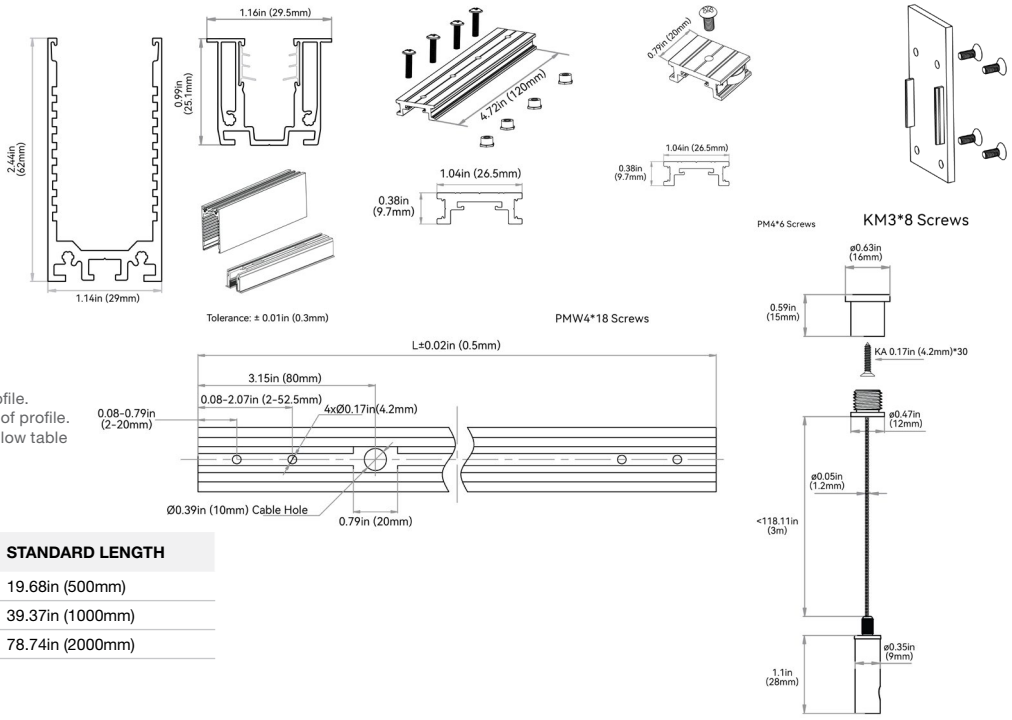

NOTES: 1. 2-L1 refers to two of symmetric L1 in each piece of profile.
2. (N-1)-L2 refers to (N minus one) of symmetric L2 in each piece of profile.
"N" hereby stands for its corresponding "Hole Number" in the below table

ORDER CODE	LEGACY ORDER CODE	STANDARD LENGTH
A93C1	CH11RAL0M5SR	19.68in (500mm)
A95C1	CH11RAL01MSR	39.37in (1000mm)
A96C1	CH11RAL02MSR	78.74in (2000mm)

PLASTIC PROFILE - REINFORCED

High Quality rigid plastic designed to securely hold fixtures. Recommended for use in extreme environments susceptible to increased water/humidity (SPA's and pools). Please refer to install manual for proper installation practices.



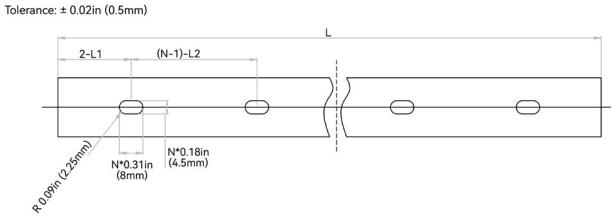

NOTES: 1. 2-L1 refers to two of symmetric L1 in each piece of profile.
2. (N-1)-L2 refers to (N minus one) of symmetric L2 in each piece of profile.
"N" hereby stands for its corresponding "Hole Number" in the below table

ORDER CODE	LEGACY ORDER CODE	STANDARD LENGTH	L1	L2	SLOTTED HOLE	HOLE #
P12C1	CL11RTP3C5SD	1.38in (35mm)	0.69in (17.5mm)	N/A	0.18*0.31in (4.5*8mm)	1
P13C1	CH11RPL0M5SD	19.68in (500mm)	1.97in (50mm)	7.87in (200mm)	0.18*0.31in (4.5*8mm)	3
P15C1	CH11RPL01MSD	39.37in (1000mm)	3.93in (100mm)	7.87in (200mm)	0.18*0.31in (4.5*8mm)	5
P16C1	CH11RPL02MSD	78.74in (2000mm)	3.93in (100mm)	7.87in (200mm)	0.18*0.31in (4.5*8mm)	10

VIVID S270: SILICONE - 24V

Indoor & Outdoor Rated Linear Flex Profile - SPI-Pixel

COMPLEXITY, SIMPLIFIED.

F

SILICONE PROFILE - FLEXIBLE

An all-in-one mounting profile designed to unleash your creativity. This profile not only provides flexibility in installation methods, but also overcomes bending limitations by offering both top and side bending in a single profile. Fully encapsulated in UL-certified silicone, it excels in UV, weather, and corrosion resistance, making it suitable for underwater, high and low temperature enviroments. Elegant and square in appearance, it is available in black or white standard colors, or bespoke colors to blend in with the background. Supported by innovative serrated silicone fins, its clamping strength is strong enough to secure any installation method. Please refer to install manual for proper installation practices. Please refer to install manual for proper installation practices.

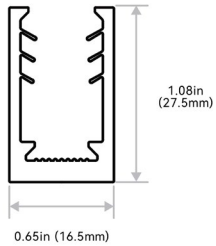

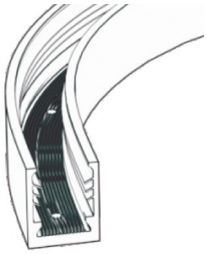

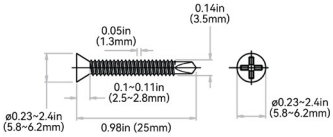

Tolerance: ± 0.01in (0.3mm)

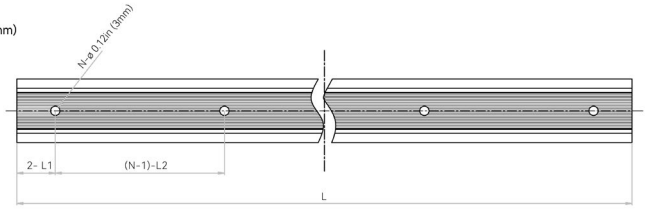

NOTES: 1. 2-L1 refers to two of symmetric L1 in each piece of profile.
2. (N-1)-L2 refers to (N minus one) of symmetric L2 in each piece of profile.
"N" hereby stands for its corresponding "Hole Number" in the below table

ORDER CODE	LEGACY ORDER CODE: WHITE	LEGACY ORDER CODE: BLACK	STANDARD LENGTH	L1	L2	SLOTTED HOLE	HOLE #
C1BCX	CH11FAN1C1SEW	CH11FAN1C1SEB	4.33in (110mm)	0.46in (11.6mm)	3.48in (88.4mm)	Ø 0.12in (3mm)	2
C1CCX	CH11FAN0M2SEW	CH11FAN0M2SEB	7.87in (200mm)	0.46in (11.6mm)	3.48in (88.4mm)	Ø 0.12in (3mm)	3
C13CX	CH11FAN0M5SEW	CH11FAN0M5SEB	19.68in (500mm)	1.14in (29mm)	3.48in (88.4mm)	Ø 0.12in (3mm)	6
C15CX	CH11FAN01MSEW	CH11FAN01MSEB	39.37in (1000mm)	0.54in (13.8mm)	3.48in (88.4mm)	Ø 0.12in (3mm)	12

STAINLESS STEEL PROFILE - CLIP

It uses grade 316 stainless steel with excellent property of deformation and rust resistance. The material makes it suitable for humid coastal surroundings and weak acid-base industrial environments that other mounting profiles can't accommodate. The structural design and material characteristics collectively ensure a tight clamping force. It's very convenient and reliable even for suspended installation in the curve shape. Please refer to install manual for proper installation practices.

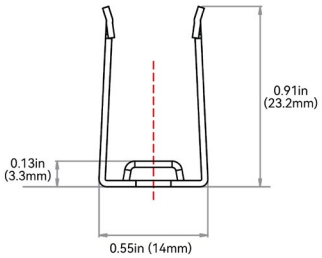

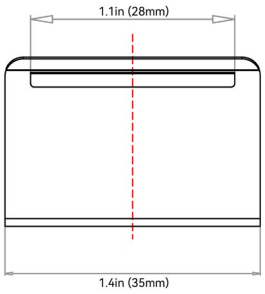

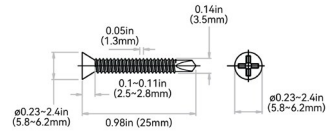

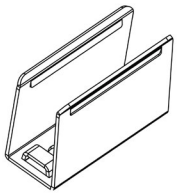

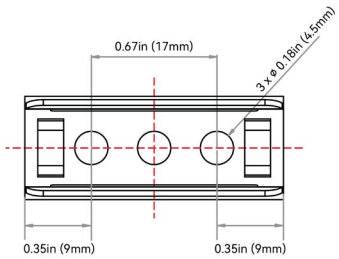

ORDER CODE	LEGACY ORDER CODE	STANDARD LENGTH	SLOTTED HOLE	HOLE #
S12C1	CL11RSS3C5SD	1.38in (35mm)	ø 0.18in (4.5mm)	3

G

MOUNTING ACCESSORIES

MOUNTING ACCESSORY TYPE	PROFILE
MA1 = Pivot Bracket	O = All Profiles
MA2 = Rotary Bracket	
MA3 = Side Bracket	
MA4 = Ceiling Clip	C=S Series (S160/S270)
MA5 - Suspended Rod + Clip	
MA6 = Suspended Wire Kit	
MA7 = Alignment Bracket - Aluminum Basic	
MA8 = Alignment Bracket - Aluminum Silicone Grip	

PIVOT BRACKET: MA1O | MA00PMB00000

Applicable to all mounting profiles.

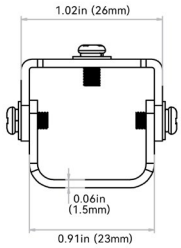

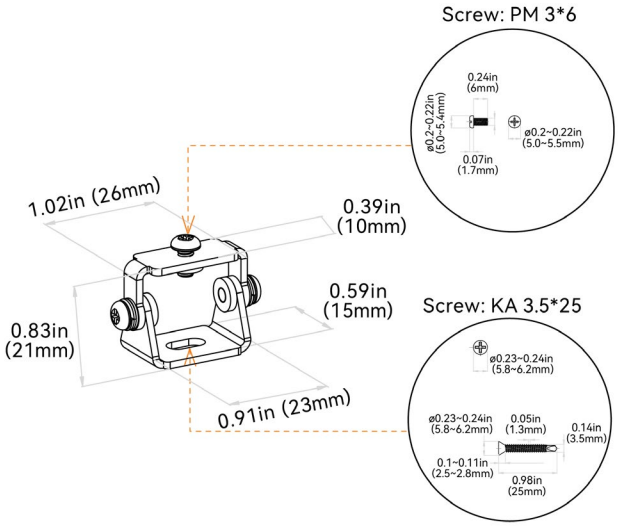

G

ROTARY BRACKET: MA2O | MA00BRL00000

Applicable to all mounting profiles.



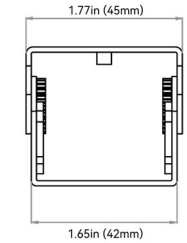

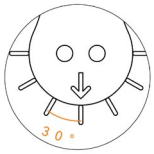

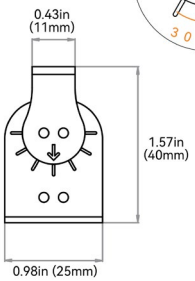

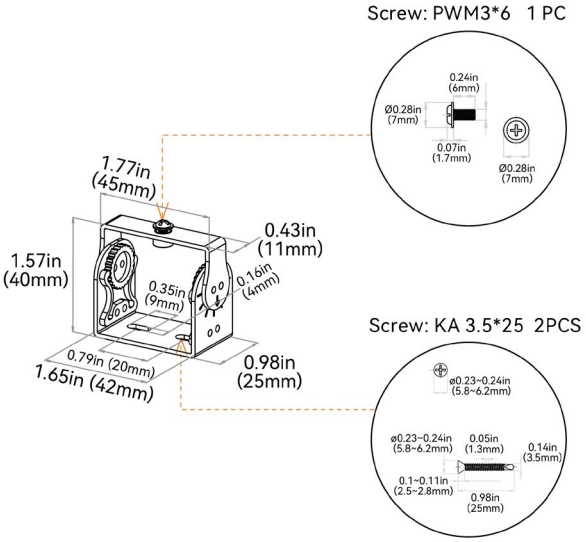

SIDE MOUNTING BRACKET: MA3O | MA00SMB00000

Applicable to all mounting profiles.

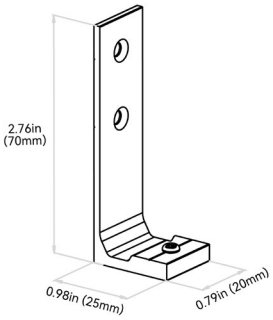

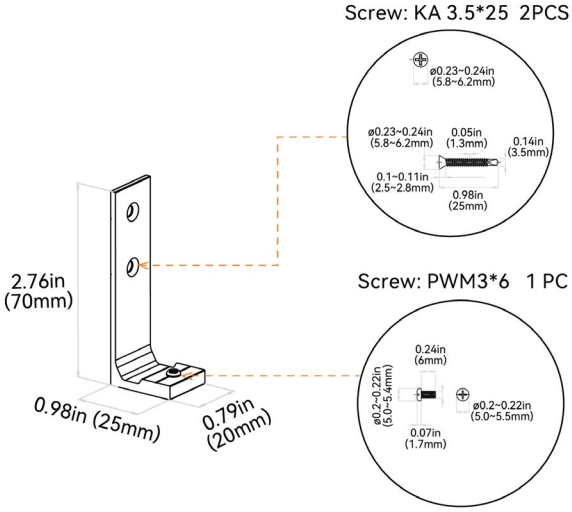

G

CEILING CLIP BRACKET: MA4C | MA11CMC00000

Applicable to aluminum profile - recessed - silicone grip

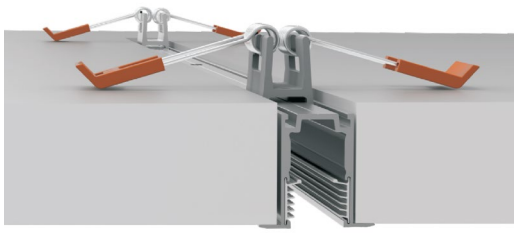

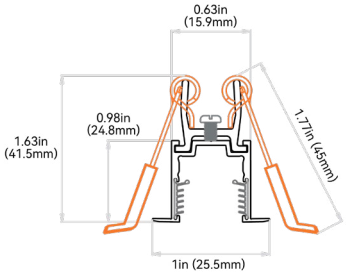

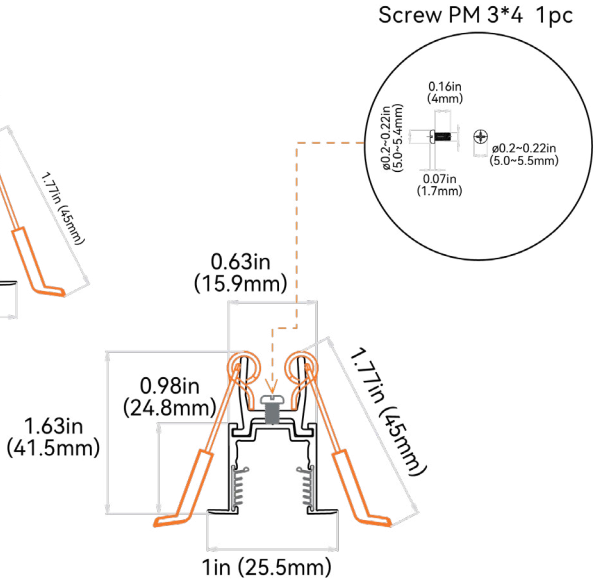

SUSPENDED WIRE: MA6C | MA11SMC000SW

Applicable to Aluminum Profile - Silicone Grip. 2 kits of stainless steel wires for 39.37in (1000mm) of profile & 3 kits of stainless steel wires for 78.74in (2000mm) of profile.

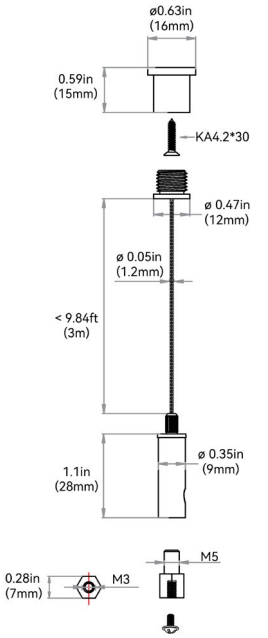

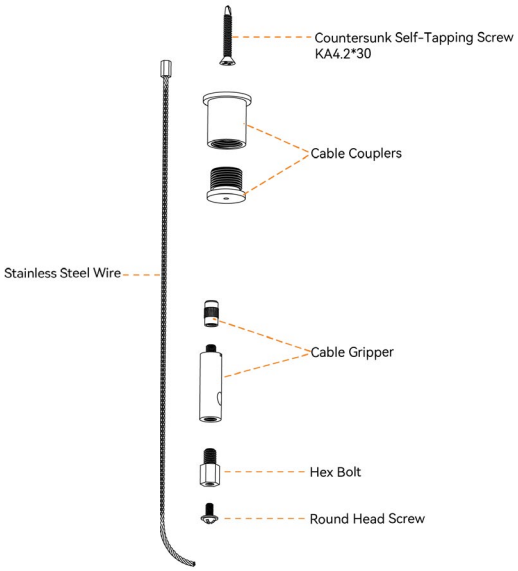

G

SUSPENDED MOUNTING CLIP + ROD: MA5C | MA11SMC0M5SR

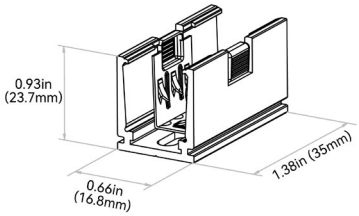

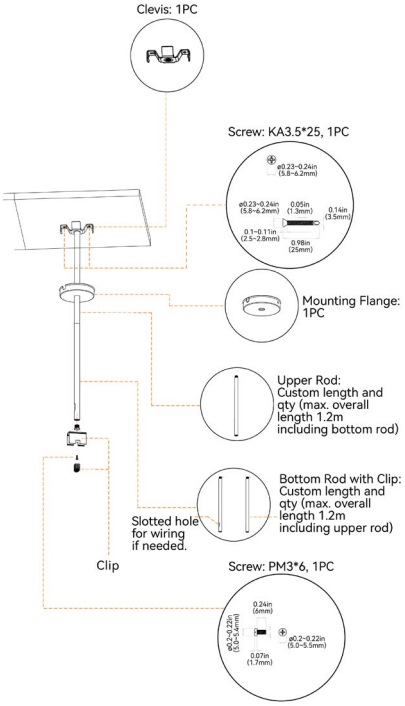

ALIGNMENT BRACKET - ALUMINUM BASIC: MA7C | CH11AL0M45JB

Applicable to aluminum basic

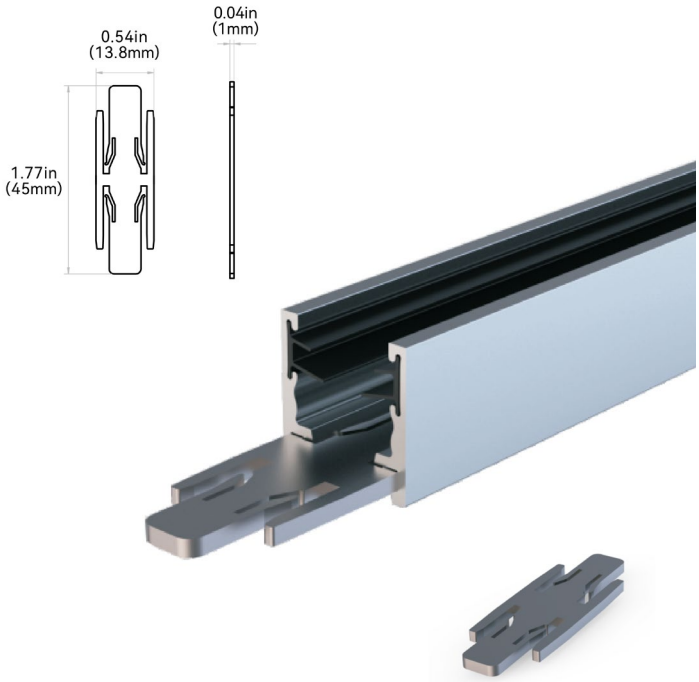

ALIGNMENT BRACKET - ALUMINUM SILICONE GRIP: MA8C | CH11RAL0M45JB
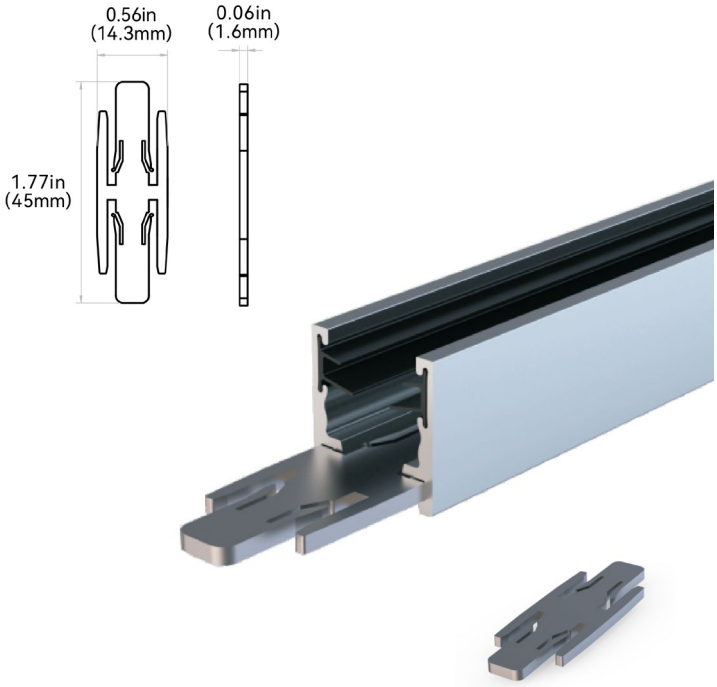
Applicable to aluminum silicone grip