REQUEST QUOTE NOW

Customer: Date:

Project:



LUMIFORM ORBIT LS: SILICONE - 24V

Indoor & Outdoor Rated Linear Flex Profile - Static Whites & Colors

RoHS COMPLIANT | Class 2 | UL | CE

PROFILE CAPABILITIES

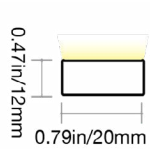



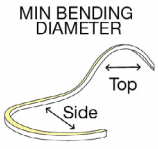

Top & Side
47.2in (1200mm)

CERTIFICATIONS & FEATURES*

IP68 | IK10 | DMX | DALI

24 DC | 7or10YEAR WARRANTY | 2.7 T (2500 KG) WEIGHT RATED | RESISTANT FLAME UV SOLVENT SALT WATER

TEMPERATURES

AMBIENT OPERATING TEMPERATURE:
-40°F to 131°F (-40°C to 55°C)

AMBIENT INSTALLATION TEMPERATURE:
≥ 40°F (-40°C)

FIXTURE STORAGE TEMPERATURE:
-40°F to 140°F (-40°C to 60°C)

MAX MOUNTING SURFACE TEMPERATURE:
185°F (85°C)

HUMIDITY (NON-CONDENSING):
0–95%

THERMAL MANAGEMENT:
Free Air Convection

FIXTURE ORDER CODE

E	A					B		
M 3 2	I	1	M	3	E	1		
INPUT CONNECTORS	SERIES	MATERIAL	PROFILE	BENDING	JACKET/BASE + LENS COLOR	LED FUNCTION	LED COLOR	CHIP + CRI
See Page 4 to to select input connector	I = Lumiform SS	1 = Silicone	M = OrbitLS	3 - Multi	E = White Jacket/ Black Base + Diffused	1 = Static	B = Blue C = Green E = Red G = 2100K L = 3000K N = 4000K 9 = 5100K	9 = Pro LED Chip Blue Green Red 0 = Pro LED Chip + CRI80 2100K 3000K 4000K 5100K

C		D	E	F	G	
	2C	G	M 3 2	S4 M 1 3	M	
POWER	VOLTAGE + CIRCUIT TYPE**	ORDER UNIT LENGTH	OUTPUT CONNECTOR	MOUNTING PROFILE	MOUNTING ACCESSORIES	POWER SUPPLIES & CONTROLS:
D = 2.43W/ft (8W/m) Blue Green Red G = 3.66W/ft (12W/m) 2100K 3000K 4000K 5100K	2C = 24V DC CR	G = 3.94in (100mm)	See Page 4 to select output connector	See Page 6 to select mounting profiles	See Page 7 to select mounting accessories	By Others By GLLS

*Maximum IP and IK ratings achievable with appropriate accessories, and cable diameter: Silicone Static = 0.26in (6.5mm). **The Current Regulated (CR) Integrated Circuit extends max run length. Do not use a CC or CR power supply, as it may cause damage.

LUMIFORM ORBIT LS: SILICONE - 24V

Indoor & Outdoor Rated Linear Flex Profile - Static Whites & Colors

COMPLEXITY, SIMPLIFIED.

A

MECHANICAL

ASSEMBLY

Fixtures are carefully assembled using high-quality components to ensure durability and performance. Each unit is built to meet strict specifications, with attention to electrical safety, thermal management, and optical alignment.

OVERALL & CUTTING LENGTHS

Fixtures feature defined overall lengths and specific cutting increments for easy customization. Cutting must be done at marked points to maintain proper function and consistent light output.

JACKET COLOR

The white jacket with diffused lens cover provides a clean, uniform appearance while softening light output for reduced glare. It enhances visual comfort and delivers smooth, even illumination ideal for architectural and display applications.

BENDING RADIUS

Do not bend smaller than allowed minimum bend diameter, or may cause damage to the light & void warranty.

OPERATION

LIGHT ENGINE

Static Pulse Width Modulation (PWM) light engines deliver stable, flicker-free light at a fixed brightness. They offer consistent color and reliable performance for long-term applications.

ELECTRICAL

Designed to meet UL, CE, and RoHS standards, they feature overload, overvoltage, and short-circuit protection, along with low EMI and efficient thermal management for safe, reliable operation.

DIMMING

Dimming of 24V PWM fixtures is achieved via the driver or decoder used in the system. Depending on the selected driver/decoder, control options can include 0–10V, DMX, or DALI, enabling smooth, flicker-free dimming while maintaining consistent color and performance. Note: DMX and DALI are supported at the system level, not natively by the fixture.

WEIGHT RATING

Engineered to withstand loads up to 2.7T (2500KG), making it ideal for high-traffic areas where vehicle pressure and heavy use are expected.

GENERAL

WARRANTY

Limited 10-Year warranty for colors & 7-year for whites against defects in materials and manufacturing. Coverage applies to properly installed and maintained products. Damage from misuse or improper installation is not covered. GLLS may repair, replace, or issue credit for eligible claims.

LUMEN MAINTENANCE

GLLS static lighting fixtures are tested to IES LM-84 and projected with IES TM-28 to ensure consistent lumen maintenance. Fixtures are designed to retain at least 70% of their initial brightness (L70) over a 10-year lifespan when properly installed and operated.

CERTIFICATION

Tested to UL2108 Class 2 by Underwriters Laboratory for use in the USA and Canada. Exceeds ANSI C78.377A, CE, and RoHS standards. Must be used under Class 2 ratings to maintain certification.

UL Certificate #: E347880

Report Referance #: E347880-20130503

TESTING

OPTICAL TESTING

TEST	RESULTS
Spectrum Analysis	IES LM 79 (Lumen, CCT, CRI, XY, SDCM, Wavelength)
Photometric Distribution	IES LM 79
Lumen Maintenance & Lifetime	IES LM 84 & IES TM28

TEMPERATURE TESTING

TEST	RESULTS
Normal Temperature Test	UL1598 & UL2388 & IEC60598-1 & IEC60598-2-21
Abnormal Operation Test	UL1598 & UL2388 & IEC60598-1 & IEC60598-2-21

ENVIRONMENTAL TESTING

TEST	RESULTS
Salt Water Immersion	IEC60598-1, Sailinity 4%
Salt Spray Test	IEC6008-2-11, ISO10289
Outdoor Exposure	Manufacturer-defined
Flame Resistance	UL94
UV Exposure	ASTMG 154, ISO 4892-3, UVA @ 340nm & 55
IPX8	EN 60598-1: 2015+A1:2018 Clause 9.2.2 & 9.2.8
Temperature Shock	Manufacturer-defined, -40°C - 60°C (typical temperature range)
Constant Temperature	Manufacturer-defined
12mm Needle Flame Test (Silicone)	IEC60695-11-5
650 Glow-wire Test (Silicone)	IEC60695-2-10

DURABILITY TESTING

TEST	RESULTS
Bending Test	Manufacturer-defined, 500 cycles
Tensile Test	Manufacturer-defined, > The weight of light in max.
Twist Test	Manufacturer-defined, >200 cycles
Impact Protection Rating IK10	IEC62262, IEC60068-2-75
Tramping Simulation	Manufacturer-defined, >1825 times
Resistance to Static Load	IEC60598-2-13
Resistance to Shear Load	IEC60598-2-13
Resistance to Torque Load	IEC60598-2-13

LUMIFORM ORBIT LS: SILICONE - 24V

Indoor & Outdoor Rated Linear Flex Profile - Static Whites & Colors

COMPLEXITY, SIMPLIFIED.

B

LED COLORS

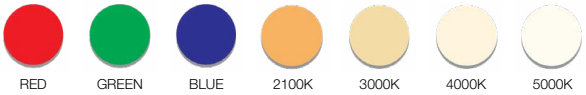

FIXTURE SPECIFICATIONS & OPTICAL PARAMETERS

COLOR	LED COUNT	1 CONNECTOR FULL/DYNAMIC*	2 CONNECTORS FULL/DYNAMIC*	UL CLASS 2 MAX RUN**	FIXTURE COLOR TOLERANCE***	WAVELENGTH/ CCT	LED CRI	LED COLOR TOLERANCE	LUMEN COUNT
RED	46 LEDs/ft (154LEDs/m)	26.25ft (8m) / N/A	26.25ft (8m) / N/A	40ft (12m)	N/A	618-624nm	N/A	N/A	>43lm/ft (140lm/m)
GREEN	46 LEDs/ft (154LEDs/m)	26.25ft (8m) / N/A	26.25ft (8m) / N/A	40ft (12m)	N/A	522-530nm	N/A	N/A	>162lm/ft (530lm/m)
BLUE	46 LEDs/ft (154LEDs/m)	26.25ft (8m) / N/A	26.25ft (8m) / N/A	40ft (12m)	N/A	468-474nm	N/A	N/A	>34lm/ft (110lm/m)
2100K	46 LEDs/ft (154LEDs/m)	32.8ft (10m) / N/A	32.8ft (10m) / N/A	26ft (8m)	N/A	2130±150K	80	N/A	>34lm/ft (110lm/m)
3000K	46 LEDs/ft (154LEDs/m)	32.8ft (10m) / N/A	32.8ft (10m) / N/A	26ft (8m)	N/A	2970±280K	80	N/A	>223lm/ft (730lm/m)
4000K	46 LEDs/ft (154LEDs/m)	32.8ft (10m) / N/A	32.8ft (10m) / N/A	26ft (8m)	N/A	3970±435K	80	N/A	>223lm/ft (730lm/m)
5000K	46 LEDs/ft (154LEDs/m)	32.8ft (10m) / N/A	32.8ft (10m) / N/A	26ft (8m)	N/A	5185±675K	80	N/A	>235lm/ft (770lm/m)

*Run length is based on a static full load with voltage drop calculated using a 0.3 m (0.98 ft) cable with silicone seamless connectors, excluding connector length—refer to specifications for details. Due to production limits, max run length is 10m—even with double power feeds. **For UL Class 2 calculations, GLLS uses a maximum output of 96 W / 96 VA for 24 V circuits, unless otherwise confirmed by the listed driver. All runs are assumed to be single-feed from one Class 2 output. Dual-feeding from separate drivers does not qualify as Class 2 unless the run is electrically split into isolated sections. ***Silicone products maintain ≤3 SDCM within a single production run and <5 SDCM between production runs.

C

POWER & VOLTAGE

COLOR	VOLTAGE + CIRCUIT TYPE*	POWER CONSUMPTION
RED	24V DC CR	2.74W/ft (9W/m)
GREEN		2.74W/ft (9W/m)
BLUE		2.74W/ft (9W/m)
2100K		3.66W/ft (12W/m)
3000K		3.66W/ft (12W/m)
4000K		3.66W/ft (12W/m)
5000K		3.66W/ft (12W/m)

*The Current Regulated (CR) Integrated Circuit extends max run length. Do not use a CC or CR power supply, as it may cause damage.

LUMIFORM ORBIT LS: SILICONE - 24V

Indoor & Outdoor Rated Linear Flex Profile - Static Whites & Colors

COMPLEXITY, SIMPLIFIED.

D

CUTTING INSTRUCTIONS

COLOR	ORDER UNIT (CUTTING UNIT)
RED	3.94in (100mm)
GREEN	
BLUE	
2100K	
3000K	
4000K	
5000K	

E

COMPATIBLE CONNECTORS

INPUT - 01

M	3		2		
PROFILE	BENDING	WIRING	INPUT CONNECTOR TYPE	INPUT ORIENTATION + TYPE	INPUT CABLE LENGTH (LEAD WIRE)

OUTPUT - 02

M	3		2		
PROFILE	BENDING	WIRING	OUTPUT CONNECTOR TYPE	OUTPUT ORIENTATION + TYPE	OUTPUT CABLE LENGTH (LEAD WIRE)
M = OrbitLS	3 = Multi	1 = 2 Wire (Static) 0 = N/A (End Cap)	2 = Silicone Seamless	B = Bottom Exit I = End Cap	0 = 0.84ft (0.26m) 8 = N/A

LEGACY CONNECTOR ORDER CODE

FA	24L	1	01	XX	SE	X	XX	XXX	X
PRODUCT TYPE	PROFILE	BENDING	LIGHT EMITTING	FUNCTIONALITY	CONNECTOR TYPE	FIXTURE END	EXIT TYPE	LENGTH	LENGTH
FA = Factory Accessories	24L = OrbitLS	1 = Multi	01 = 24L	2W = Static 0W = For End Cap	SE = Seamless	1 = Input Side 2 = Output Side 0 = Jumpers/T-feeds/Seamless Bottom/Seam-less End	BO = Bottom EC = End Cap	25 = 0.84ft (26cm) 000 = For End Cap	P = For End Cap

GLLS reserves the right to make any design changes for continuous improvement which will not affect the overall appearance or performance. REV. 20261016

LUMIFORM ORBIT LS: SILICONE - 24V

Indoor & Outdoor Rated Linear Flex Profile - Static Whites & Colors

COMPLEXITY, SIMPLIFIED.

E

SILICONE SEAMLESS CONNECTOR









NOTES:
1. Connector Tolerance ±0.02in (0.5mm)
2. Cable diameter: Silicone Static = 0.26in (6.5mm);
3. Do not apply force to the feed cable
4. Ensure Max. Cable Lengths are followed according to wire gage to avoid voltage drop

IP68; seamless; precise low profile dimension; high grade quality silicone & anti-wicking ferrule. Recommended for; wet environments; custom predetermined lengths; high/ low temperatures; increased humidity; direct UV exposure; harsh working conditions & increased handling forces during installation. Precision milling and special glue Silicone liquid injection-moulded workmanship enables an almost consistent size between connectors and light body, and the transparent terminal of the connector allows the seamless effects spliced end by end. DryWire technology applied on the cable eliminates the capillary phenomenon through wires, which secured the long-term reliability in outdoor or any wet environments. Custom factory assembly.

METAL PUSH LOCK CONNECTOR ACCESSORY - IP68 - **MANDATORY**



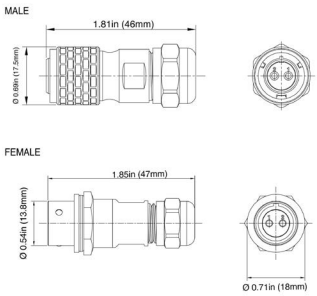

NOTE: The tolerance is ±0.08in (2mm).

ANTI-WICKING FERRULE:



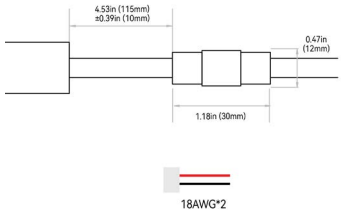

NOTES:
1. The anti-wicking ferrule is located at 4.53in (115mm) (±0.39in [±10mm] tolerance) from the connector on the cable. For protection against water ingress.
2. The removal of anti-wicking ferrule will void the warranty if any water ingression caused by it.

LUMIFORM ORBIT LS: SILICONE - 24V

Indoor & Outdoor Rated Linear Flex Profile - Static Whites & Colors

COMPLEXITY, SIMPLIFIED.

F

MOUNTING PROFILES

S4		M	1	3
MOUNTING PROFILE TYPE	STANDARD LENGTH	PROFILE	COLOR	BEND
S4 = Stainless Steel In-Grade Flexible	3 = 19.68in (500mm) 5 = 39.37in (1000mm)	M = OrbitLS	1 = Standard	3 = Multi

STAINLESS STEEL PROFILE - FLEXIBLE - IN-GRADE

High-Quality Stainless Steel Multiflex Mounting Profile. Designed for versatility, this In-Grade mounting profile features a continuous silicone diffuser on top, seamlessly housing a waterproof multiflex light. With a minimum bending diameter of 47.24in (1200mm) in both directions, it offers exceptional flexibility for creative installations. Breaking free from traditional concrete constraints, this profile unlocks new design possibilities, giving wings to your imagination. Please refer to install manual for proper installation practices.



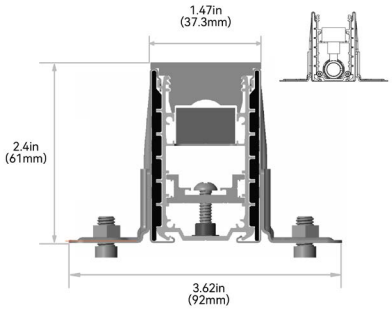

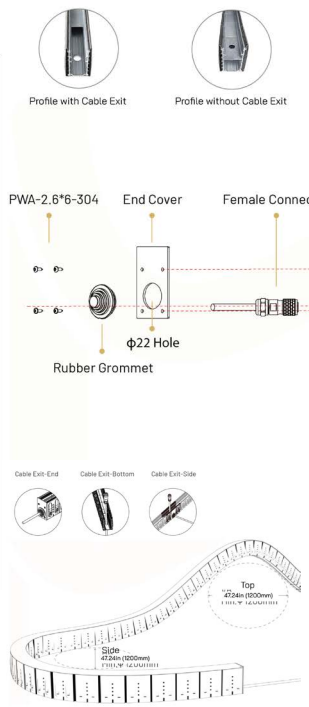

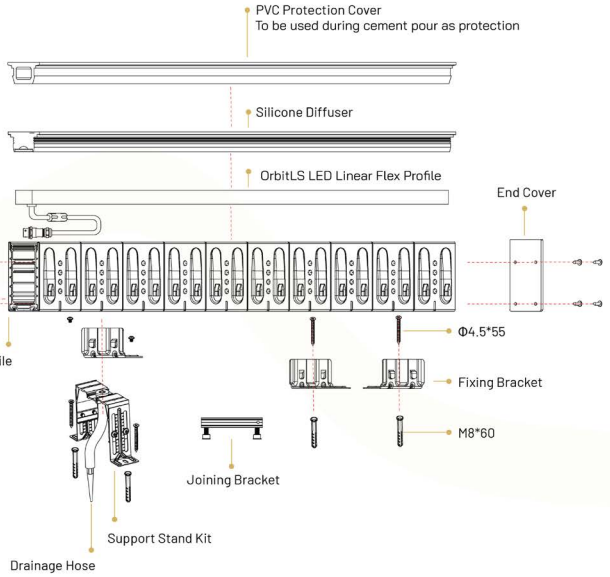

ORDER CODE	STANDARD LENGTH	LEGACY ORDER CODE
S4-3-M-1	19.68in (500mm)	CH24LSS0M5SD
S4-5-M-1	39.37in (1000mm)	CH24LSS01M1SD

NOTE: Maximum run length of the silicone diffuser is 98.42ft (30m).

LUMIFORM ORBIT LS: SILICONE - 24V

Indoor & Outdoor Rated Linear Flex Profile - Static Whites & Colors

COMPLEXITY, SIMPLIFIED.

G

MOUNTING ACCESSORIES

	M
MOUNTING ACCESSORY TYPE	PROFILE
MAE = Channel - End Cap with Cable Entry	M = OrbitLS
MAW = Channel - End Cap without Cable Entry	
MLE = Channel - L End Cap with Cable Entry	
MLW = Channel - L End Cap without Cable Entry	
MSC = Channel - Side Exit with Cable Entry	
MA8 = Alignment Bracket - Aluminum Silicone Grip	
MSD = Support Stand Kit	
MAB = In-Grade Mounting Bracket	
MAP = Channel - Protection - PVC	
MAC = Channel - Protection - Silicone	

END CAP WITH CABLE ENTRY: MAEM | MA24LSSECE
END CAP WITHOUT CABLE ENTRY: MAWM | MA24LSSECW



L END CAP WITH CABLE ENTRY: MLEM | MA24LSSECLE
L END CAP WITHOUT CABLE ENTRY: MLWM | MA24LSSECLW

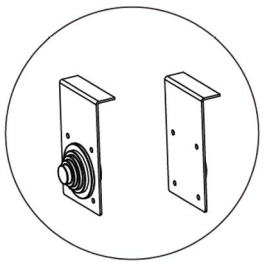

SIDE EXIT WITH CABLE ENTRY: MSCM | MA24LSSECSE



ALIGNMENT BRACKET: MA8M | CH24AL0M26JB



SUPPORT STAND KIT: MSDM | MA24LSSSDK



IN-GRADE - MOUNTING BRACKET: MABM | MA24LSSIGMB



LUMIFORM ORBIT LS: SILICONE - 24V

Indoor & Outdoor Rated Linear Flex Profile - Static Whites & Colors

COMPLEXITY, SIMPLIFIED.

G

PVC PROTECTION COVER: MAPM | CH24LPVCCIG



SILICONE DIFFUSER: MACM | CH24LSDIG



OPTIONAL MOUNTING TOOLS

IN-GRADE MOUNTING ROLLER: TOMOUN1

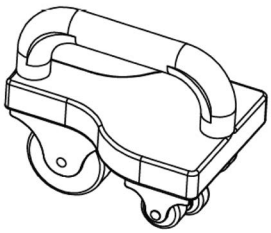

CUTTING TOOL: TOCUT4

