REQUEST QUOTE NOW

Customer: Date:

Project:



LINE VOLTAGE S270: PVC - 120V

Indoor & Outdoor Rated Linear Flex Profile - Static Whites & Colors

RoHS COMPLIANT · Intertek · CE

PROFILE CAPABILITIES

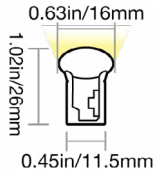

LIGHT SURFACE

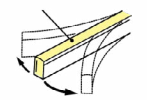

SIDE BENDING

MIN BENDING DIAMETER



4.72IN (120MM)

CERTIFICATIONS & FEATURES*

IP65 · IK10 · DALI · 120 AC · 5 YEAR WARRANTY · RESISTANT FLAME UV SOLVENT SALT WATER

TEMPERATURES

AMBIENT OPERATING TEMPERATURE:
-4°F to 95°F (-20°C to 35°C)

AMBIENT INSTALLATION TEMPERATURE:
41°F to 95°F (5°C to 35°C)

FIXTURE STORAGE TEMPERATURE:
-4°F to 140°F (-20°C to 60°C)

MAX MOUNTING SURFACE TEMPERATURE:
140°F (60°C)

HUMIDITY (NON-CONDENSING):
0–95%

THERMAL MANAGEMENT:
Free Air Convection

FIXTURE ORDER CODE

E					A						B		
D	1		5		E	2	D	1	W		1		
INPUT CONNECTORS					SERIES	MATERIAL	PROFILE	BENDING	JACKET/BASE + LENS COLOR		LED FUNCTION	LED COLOR	CHIP + CRI
See Page 5 to select input connector					E = Line Voltage	2 = PVC	D = S270	1 = Side	W = White + Diffused		1 = Static	A = Amber B = Blue C = Green E = Red H = 2200K J = 2700K L = 3000K M = 3500K N = 4000K Q = 5700K	1 = Epistar SMD LED Chip Colors 2 = Epistar SMD LED Chip + CRI80 Whites

C		D	E	F	G	
	2A		D 1 5	C 1		
POWER	VOLTAGE + CIRCUIT TYPE	ORDER UNIT LENGTH	OUTPUT CONNECTOR	MOUNTING PROFILE	MOUNTING ACCESSORIES	POWER SUPPLIES & CONTROLS:
D = 2.43W/ft (8W/m) Red Amber G = 3.66W/ft (12W/m) Blue Green Whites	2A = 120V AC	F = 3.28in (83.3mm) Green Blue Whites H = 4.92in (125mm) Red Amber	See Page 5 to select output connector	See Page 8 to select mounting profiles	See Page 14 to select accessory	By Others By GLLS

*Maximum IP and IK ratings achievable with appropriate accessories.

LINE VOLTAGE S270: PVC - 120V

Indoor & Outdoor Rated Linear Flex Profile - Static Whites & Colors

COMPLEXITY, SIMPLIFIED.

A

MECHANICAL

ASSEMBLY

Fixtures are carefully assembled using high-quality components to ensure durability and performance. Each unit is built to meet strict specifications, with attention to electrical safety, thermal management, and optical alignment.

OVERALL & CUTTING LENGTHS

Fixtures feature defined overall lengths and specific cutting increments for easy customization. Cutting must be done at marked points to maintain proper function and consistent light output.

JACKET COLOR

The white or color jackets, with diffused white or color lens covers provide a clean, uniform appearance while softening light output for reduced glare. It enhances visual comfort and delivers smooth, even illumination ideal for architectural and display applications.

BENDING RADIUS

Do not bend smaller than allowed minimum bend diameter, or may cause damage to the light & void warranty.

OPERATION

LIGHT ENGINE

Static Pulse Width Modulation (PWM) light engines deliver stable, flicker-free light at a fixed brightness. They offer consistent color and reliable performance for long-term applications.

ELECTRICAL

Designed to meet UL, CE, and RoHS standards, they feature overload, overvoltage, and short-circuit protection, along with low EMI and efficient thermal management for safe, reliable operation.

DIMMING

Dimming controls for 120V Static PWM systems include 0-10V and DMX. These options allow smooth, flicker-free dimming while maintaining consistent color and performance across fixtures.

GENERAL

WARRANTY

Limited 5-Year Warranty against defects in materials and manufacturing. Coverage applies to properly installed and maintained products. Damage from misuse or improper installation is not covered. GLLS may repair, replace, or issue credit for eligible claims.

LUMEN MAINTENANCE

GLLS static lighting fixtures are tested to IES LM-84 and projected with IES TM-28 to ensure consistent lumen maintenance. Fixtures are designed to retain at least 70% of their initial brightness (L70) over a 10-year lifespan when properly installed and operated.

CERTIFICATION

Tested to ETL1598 & CSA C22.2#250 Ed.4 by Underwriters Laboratory for use in the USA and Canada.

Report Reference #: 191001267SHA-001

TESTING

OPTICAL TESTING

TEST	RESULTS
Spectrum Analysis	IES LM 79 (Lumen, CCT, CRI, XY, SDCM, Wavelength)
Photometric Distribution	IES LM 79
Lumen Maintenance & Lifetime	IES LM 84 & IES TM28

TEMPERATURE TESTING

TEST	RESULTS
Normal Temperature Test	UL1598 & UL2388 & IEC60598-1 & IEC60598-2-21
Abnormal Operation Test	UL1598 & UL2388 & IEC60598-1 & IEC60598-2-21

ENVIRONMENTAL TESTING

TEST	RESULTS
Salt Water Immersion	IEC60598-1, Sailinity 4%
Salt Spray Test	IEC60068-2-11
Outdoor Exposure	Manufacturer-defined
Flame Resistance	UL94
UV Exposure	ASTMG 154, ISO 4892-3, UVA @ 340nm & 55
IPX8	EN 60598-1: 2015+A1:2018 Clause 9.2.2 & 9.2.8
Temperature Shock(Silicone)	Manufacturer-defined, -40°C - 60°C (typical temperature range)
Constant Temperature	Manufacturer-defined
12mm Needle Flame Test (Silicone)	IEC60695-11-5
650 Glow-wire Test (Silicone)	IEC60695-2-10

DURABILITY TESTING

TEST	RESULTS
Bending Test	Manufacturer-defined, 500 cycles
Tensile Test	Manufacturer-defined, > The weight of light in max.
Twist Test	Manufacturer-defined, >200 cycles
Ball Impact	UL1598 & UL2388 & IEC60598-1 & IEC60598-2-21
IK	IEC62262

LINE VOLTAGE S270: PVC - 120V

Indoor & Outdoor Rated Linear Flex Profile - Static Whites & Colors

COMPLEXITY, SIMPLIFIED.

B

LED COLORS

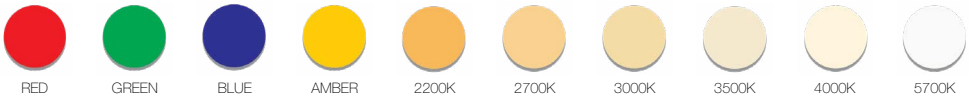

FIXTURE SPECIFICATIONS & OPTICAL PARAMETERS - WHITE JACKET + DIFFUSED LENS

COLOR	LED COUNT	1 CONNECTOR FULL/DYNAMIC*	2 CONNECTORS FULL/DYNAMIC*	FIXTURE COLOR TOLERANCE**	WAVELENGTH/ CCT	LED CRI	LED COLOR TOLERANCE	LUMEN COUNT	LEGACY ORDER CODE
RED	24 LEDs/ft (80 LEDs/m)	65.6ft (20m) / N/A	N/A / N/A	N/A	618-624 nm	N/A	3nm	76lm/ft (250lm/m)	NL11D1012WERED120J
GREEN	25 LEDs/ft (84 LEDs/m)	65.6ft (20m) / N/A	N/A / N/A	N/A	522-528 nm	N/A	3nm	159lm/ft (520lm/m)	NL11D1012WEGRE120J
BLUE	25 LEDs/ft (84 LEDs/m)	65.6ft (20m) / N/A	N/A / N/A	N/A	468-474 nm	N/A	3nm	27lm/ft (90lm/m)	NL11D1012WEBLU120J
AMBER	24 LEDs/ft (80 LEDs/m)	65.6ft (20m) / N/A	N/A / N/A	N/A	588-594 nm	N/A	3nm	76lm/ft (250lm/m)	NL11D1012WEAMB120J
2200K	25 LEDs/ft (84 LEDs/m)	65.6ft (20m) / N/A	N/A / N/A	3 SDCM	2238 ± 102K	82-87	2.3SDCM	104lm/ft (340lm/m)	NL11D1012WE22K120J
2700K	25 LEDs/ft (84 LEDs/m)	65.6ft (20m) / N/A	N/A / N/A	3 SDCM	2725 ± 145K	82-87	2.3SDCM	128lm/ft (420lm/m)	NL11D1012WE27K120J
3000K	25 LEDs/ft (84 LEDs/m)	65.6ft (20m) / N/A	N/A / N/A	3 SDCM	3045 ± 175K	82-87	2.3SDCM	128lm/ft (420lm/m)	NL11D1012WE30K120J
3500K	25 LEDs/ft (84 LEDs/m)	65.6ft (20m) / N/A	N/A / N/A	3 SDCM	3465 ± 245K	82-87	2.3SDCM	128lm/ft (420lm/m)	NL11D1012WE35K120J
4000K	25 LEDs/ft (84 LEDs/m)	65.6ft (20m) / N/A	N/A / N/A	3 SDCM	3985 ± 275K	82-87	2.3SDCM	128lm/ft (420lm/m)	NL11D1012WE40K120J
5700K	25 LEDs/ft (84 LEDs/m)	65.6ft (20m) / N/A	N/A / N/A	3 SDCM	5669 ± 355K	82-87	2.3SDCM	128lm/ft (420lm/m)	NL11D1012WE57K120J

*Max run length is based on static full load unless otherwise noted for dynamic use. **PVC products maintain ≤3 SDCM within a production run and <6 SDCM between production runs. Double Feeding is Prohibited.

LINE VOLTAGE S270: PVC - 120V

Indoor & Outdoor Rated Linear Flex Profile - Static Whites & Colors

COMPLEXITY, SIMPLIFIED.

C

POWER & VOLTAGE

COLOR	VOLTAGE + CIRCUIT TYPE	POWER CONSUMPTION
RED	120V AC	3.05W/ft (10W/m)
GREEN		
BLUE		
AMBER		
2200K		
2700K		
3000K		
3500K		
4000K		
5700K		

D

CUTTING INSTRUCTIONS

COLOR	ORDER UNIT (CUTTING UNIT)
RED	4.92in (125mm) (10 LEDs)
GREEN	3.28in (83.3mm) (7 LEDs)
BLUE	3.28in (83.3mm) (7 LEDs)
AMBER	4.92in (125mm) (10 LEDs)
2200K	3.28in (83.3mm) (7 LEDs)
2700K	3.28in (83.3mm) (7 LEDs)
3000K	3.28in (83.3mm) (7 LEDs)
3500K	3.28in (83.3mm) (7 LEDs)
4000K	3.28in (83.3mm) (7 LEDs)
5700K	3.28in (83.3mm) (7 LEDs)

LINE VOLTAGE S270: PVC - 120V

Indoor & Outdoor Rated Linear Flex Profile - Static Whites & Colors

COMPLEXITY, SIMPLIFIED.

E

COMPATIBLE CONNECTORS

INPUT - 01

D	1	_	5	__	_
PROFILE	BENDING	WIRING	INPUT CONNECTOR TYPE	INPUT ORIENTATION + TYPE	INPUT CABLE LENGTH (LEAD WIRE)

OUTPUT - 02

D	1	_	5	__	_
PROFILE	BENDING	WIRING	OUTPUT CONNECTOR TYPE	OUTPUT ORIENTATION + TYPE	OUTPUT CABLE LENGTH (LEAD WIRE)
D = S270	1 = Side	1 = 2 Wire (Static) 0 = N/A (End Cap)	5 = 120V Connector	J = End Exit Extensible K = Side Exit Extensible M = Bottom Exit Extensible N = End Exit Non-Extensible O = Side Exit Non-Extensible Q = Bottom Exit Non-Extensible Y = Extensible 02 Exit + Female Screw Lock I = End Cap T = N/A	1 = 0.98ft (0.3m) 2 = 3.28ft (1m) 3 = 9.84ft (3m) 4 = 16ft (5m) 5 = 32.81ft (10m) 8 = N/A X = Custom

LEGACY CONNECTOR ORDER CODE

XX	11D	1	01	XX	XX	X	XX	XXX	X
PRODUCT TYPE	PROFILE	BENDING	LIGHT EMITTING	FUNCTIONALITY	CONNECTOR TYPE	FIXTURE END	EXIT TYPE	LENGTH	
FA = Factory Accessories	11D = S270	1 = Side	01 = 11D	2W = Static 0W = For End Cap	SX = Line Voltage	EB = Extensible Bottom EE = Extensible End ES = Extensible Side NB = Non-Extensible Bottom NE = Non-Extensible End NS = Non-Extensible Side	EN = End BO = Bottom SL = Side Left SR = Side Right EC = End Cap	0M3 = 0.98ft (30cm) 01M = 3.28ft (1m) 03M = 9.84ft (3m) 05M = 16ft (5m) 10M = 32.81ft (10m) 000 = For End Cap	P = Power or For End Cap

LINE VOLTAGE S270: PVC - 120V

Indoor & Outdoor Rated Linear Flex Profile - Static Whites & Colors

COMPLEXITY, SIMPLIFIED.

E

120V CONNECTOR





NOTES:
1. Connector Tolerance ±0.02in (0.5mm)
2. Do not apply force to the feed cable
3. Ensure Max. Cable Lengths are followed according to wire gage to avoid voltage drop.
4. The products will be made and preassembled in compliance with the required certificate and lengths, and any cutting or disassembly on site is forbidden.
5. Attention should be paid that all unconnected female connectors shall be sealed with terminal caps.

IP65, ETL certified based on UL 1598, CSA C22.2#250.0, the AC110~120V Fuse Box Power Lead (Part 1) is engineered for certified power distribution systems, designed to meet stringent safety and regulatory requirements. It interfaces seamlessly with Part 2, a precision extension assembly featuring dual high-voltage injection-moulded front connectors with integrated male and female terminations, enabling secure modular chaining and minimizing electrical resistance across connections. Part 3 offers the same injection-moulded high-voltage front connector interface (identical cable entry to Part 2) and is configured with a female connector and protective end cap for safe, certified line termination. All components are constructed with high-dielectric materials, precision moulded housings, and certified connection geometry to ensure mechanical durability.

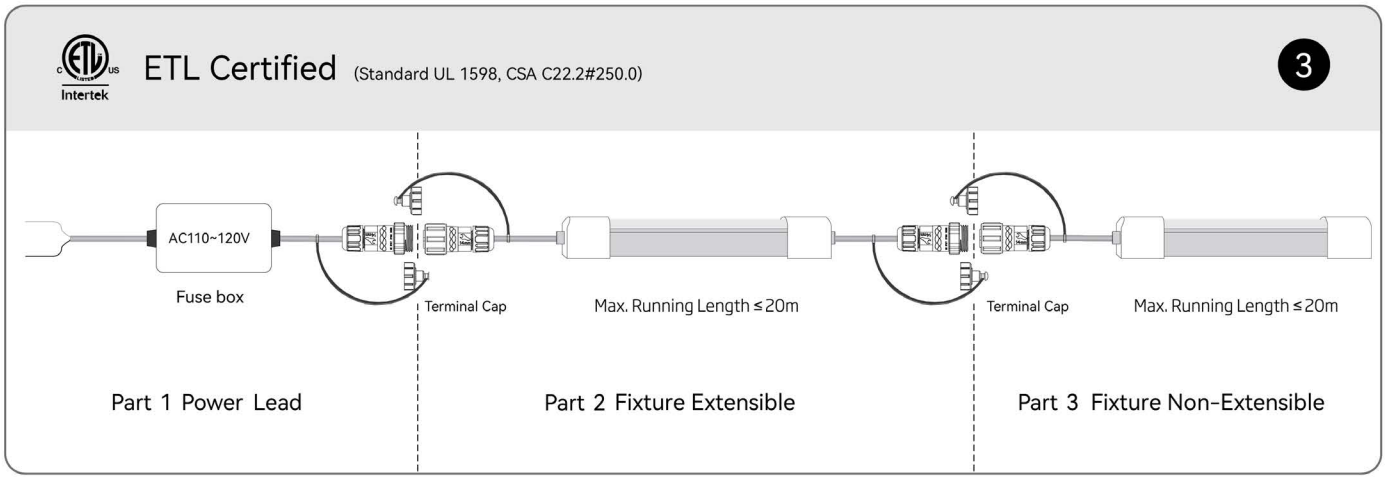

PART 1: Three types of certifications are optional. Please connect this part with Part 2 or Part 3 according to the specific certification of the product.

PART 2: The both ends are attached with high voltage injection-moulded front connectors and respectively equipped with male and female connectors, which can be used as an extension for Part 1.

PART 3: The both ends are attached with high voltage injection-moulded front connector (same cable entry as Part 2) equipped with female connector and end cap respectively. The overall IP rating is secured up to IP65 after the assembly is finished.

FUSE + POWER LEAD + BARREL CONNECTORS: MANDATORY



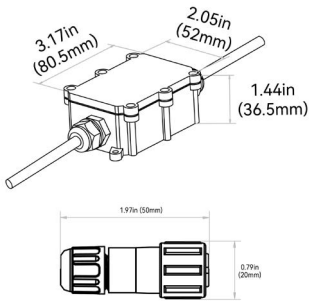

1.It's SJTW cable with 18AWG*2wires inside. 4.6ft (1.4m) and 0.98ft (0.3m) standard cable lengths before and after the fuse box correspondingly, and custom cable length is optional, while total length of cable and light shall be within 137.8ft (42m) considering the voltage drop.
2.Fuse box is connected with junction box and light at both ends.
3.It's forbidden to open the fuse box in the process of installation and use.
4. The tolerance is ±0.08in (2mm).
5. For plug and play cable junction IP65

LINE VOLTAGE S270: PVC - 120V

Indoor & Outdoor Rated Linear Flex Profile - Static Whites & Colors

COMPLEXITY, SIMPLIFIED.

E

120V CONNECTOR - EXTENSIBLE

END EXIT EXTENSIBLE: D115J#



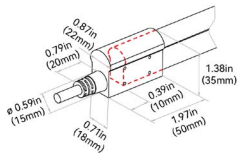

SIDE EXIT EXTENSIBLE: D115K#

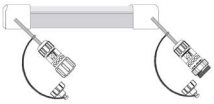

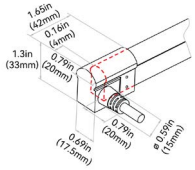

BOTTOM EXIT EXTENSIBLE: D115M#

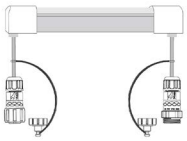

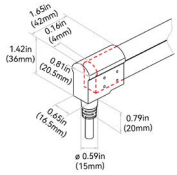

1.Out of the convenience of installation and maintenance, max. delivery length is 65.6ft (20m) each light, and up to 131.2ft (40m) in series connection.
2. It's SJTW cable with 18AWG*2 wires inside. 0.98ft (0.3m) standard or custom cable length is optional, while total length of cable and light shall be within 137.8ft (42m) considering the voltage drop.
3. Please seal the last connector by the terminal cap to make it waterproof.
4. Three types of cable entry including End, Side, and Bottom are available.

120V CONNECTOR - NON-EXTENSIBLE

END EXIT NON-EXTENSIBLE: D115N#



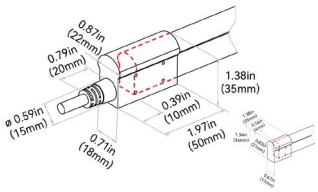

SIDE EXIT NON-EXTENSIBLE: D115O#

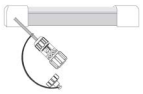

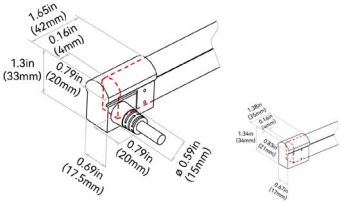

BOTTOM EXIT NON-EXTENSIBLE: D115Q#

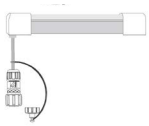

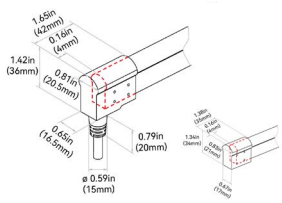

1. Out of the convenience of installation and maintenance, max. delivery length is 65.6ft (20m) each light.
2. It's SJTW cable with 18AWG*2 wires inside. 0.98ft (0.3m) standard or custom cable length is optional, while total length of cable and light shall be within 137.8ft (42m) considering the voltage drop.
3. Three types of cable entry including End, Side, and Bottom are available.

LINE VOLTAGE S270: PVC - 120V

Indoor & Outdoor Rated Linear Flex Profile - Static Whites & Colors

COMPLEXITY, SIMPLIFIED.

F

MOUNTING PROFILES

		C		1
MOUNTING PROFILE TYPE	**STANDARD LENGTH**	**PROFILE**	**COLOR**	**BEND***
A1 = Aluminum Basic	2 = 1.38in (35mm) 3 = 19.68in (500mm) 5 = 39.37in (1000mm) 6 = 78.74in (2000mm)	C=S Series (S160/S270)	1 = Standard	1 = Side
A2 = Aluminum Recessed	2 = 1.38in (35mm) 3 = 19.68in (500mm) 5 = 39.37in (1000mm) 6 = 78.74in (2000mm)			
A3 = Aluminum Recessed Silicone Grip	1 = 0.79in (20mm) 3 = 19.68in (500mm) 5 = 39.37in (1000mm) 6 = 78.74in (2000mm)			
A4 = Aluminum Silicone Grip	1 = 0.79in (20mm) 3 = 19.68in (500mm) 5 = 39.37in (1000mm) 6 = 78.74in (2000mm)			
A5 = Aluminum Flexible	3 = 19.68in (500mm) 5 = 39.37in (1000mm)			
A8 = Aluminum Raceway	3 = 19.68in (500mm) 5 = 39.37in (1000mm) 6 = 78.74in (2000mm)			
A9 = Aluminum Raceway Suspended	3 = 19.68in (500mm) 5 = 39.37in (1000mm) 6 = 78.74in (2000mm)			
P1 = Plastic Reinforced	2 = 1.38in (35mm) 3 = 19.68in (500mm) 5 = 39.37in (1000mm) 6 = 78.74in (2000mm)			
C1 = Silicone Flexible	B = 4.33in (110mm) C = 7.87in (200mm) 3 = 19.68in (500mm) 5 = 39.37in (1000mm)		2 = Black 3 = White 0 = Custom	
S1 = Stainless Steel Clips	2 = 1.38in (35mm)		1 = Standard	

*With this mounting profile, bend fixtures only along their designated axis — side-bending fixtures sideways.

LINE VOLTAGE S270: PVC - 120V

Indoor & Outdoor Rated Linear Flex Profile - Static Whites & Colors

COMPLEXITY, SIMPLIFIED.

F

ALUMINUM PROFILE - BASIC

High-quality 6063 aluminum with thin-wall, light-weight design to fit the fixture tightly. It is deformation and rust resistant, and cost-effective.
Please refer to install manual for proper installation practices..



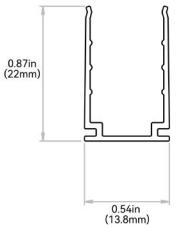

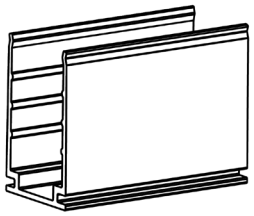

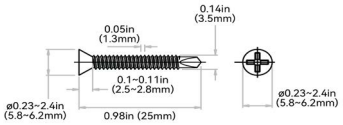



Tolerance: ± 0.01in (0.3mm)

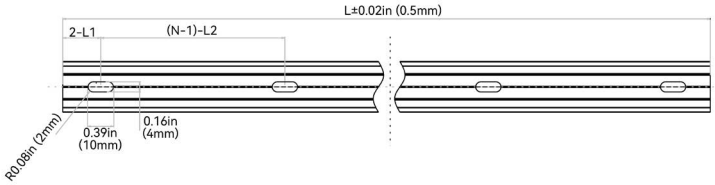

NOTES: 1. 2-L1 refers to two of symmetric L1 in each piece of profile.
2. (N-1)-L2 refers to (N minus one) of symmetric L2 in each piece of profile.
"N" hereby stands for its corresponding "Hole Number" in the below table

ORDER CODE	LEGACY CODE	STANDARD LENGTH	L1	L2	SLOTTED HOLE	HOLE #
A12D11	CL11RAL3C5SD	1.38in (35mm)	0.69in (17.5mm)	N/A	0.16*0.39in (4*10mm)	1
A13D11	CH11RAL0M5SD	19.68in (500mm)	1.97in (50mm)	7.87in (200mm)	0.16*0.39in (4*10mm)	3
A15D11	CH11RAL01MSD	39.37in (1000mm)	3.93in (100mm)	7.87in (200mm)	0.16*0.39in (4*10mm)	5
A16D11	CH11RAL02MSD	78.74in (2000mm)	3.93in (100mm)	7.87in (200mm)	0.16*0.39in (4*10mm)	10

ALUMINUM PROFILE - RECESSED

High-quality 6063 aluminum with thin-wall, light-weight design to fit the fixture tightly. Recommended on projects with lighting mounted recessed in a cavity so only the lens is shown. It is deformation and rust resistant, and cost-effective. Please refer to install manual for proper installation practices.



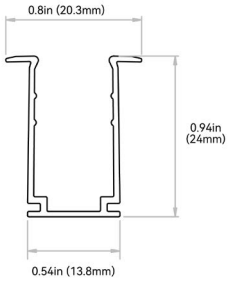

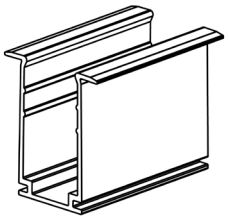

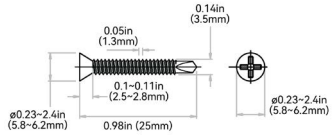



Tolerance: ± 0.01in (0.3mm)

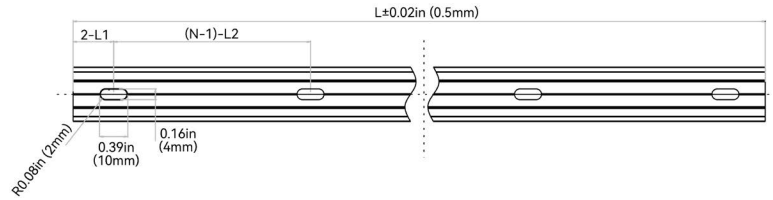

NOTES: 1. 2-L1 refers to two of symmetric L1 in each piece of profile.
2. (N-1)-L2 refers to (N minus one) of symmetric L2 in each piece of profile.
"N" hereby stands for its corresponding "Hole Number" in the below table

ORDER CODE	LEGACY ORDER CODE	STANDARD LENGTH	L1	L2	SLOTTED HOLE	HOLE #
A22D11	CL11RRA3C5SD	1.38in (35mm)	0.69in (17.5mm)	N/A	0.16*0.39in (4*10mm)	1
A23D11	CH11RRA0M5SD	19.68in (500mm)	1.97in (50mm)	7.87in (200mm)	0.16*0.39in (4*10mm)	3
A25D11	CH11RRA01MSD	39.37in (1000mm)	3.93in (100mm)	7.87in (200mm)	0.16*0.39in (4*10mm)	5
A26D11	CH11RRA02MSD	78.74in (2000mm)	3.93in (100mm)	7.87in (200mm)	0.16*0.39in (4*10mm)	10

LINE VOLTAGE S270: PVC - 120V

Indoor & Outdoor Rated Linear Flex Profile - Static Whites & Colors

COMPLEXITY, SIMPLIFIED.

F

ALUMINUM PROFILE - RECESSED - SILICONE GRIP

High-quality 6063 aluminum with thin-wall, light-weight design to fit the fixture tightly. Includes a serrated silicone grip insert designed to hold fixture with additional force. Recommended on projects mounted upside down with lighting mounted recessed in a cavity so only the lens is shown. It is deformation and rust resistant, and cost-effective. Please refer to install manual for proper installation practices.



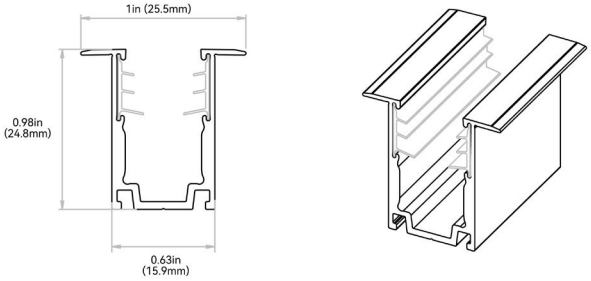

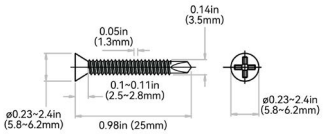

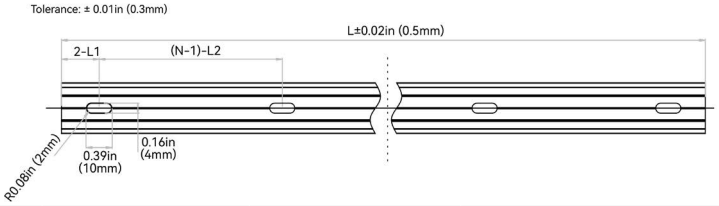

NOTES: 1. 2-L1 refers to two of symmetric L1 in each piece of profile.
2. (N-1)-L2 refers to (N minus one) of symmetric L2 in each piece of profile.
"N" hereby stands for its corresponding "Hole Number" in the below table

ORDER CODE	LEGACY ORDER CODE	STANDARD LENGTH	L1	L2	SLOTTED HOLE	HOLE #
A31D11	CL11RRA02CSE	0.79in (20mm)	0.39in (10mm)	N/A	0.16*0.39in (4*10mm)	1
A33D11	CH11RRA0M5SE	19.68in (500mm)	1.97in (50mm)	7.87in (200mm)	0.16*0.39in (4*10mm)	3
A35D11	CH11RRA01MSE	39.37in (1000mm)	3.93in (100mm)	7.87in (200mm)	0.16*0.39in (4*10mm)	5
A36D11	CH11RRA02MSE	78.74in (2000mm)	3.93in (100mm)	7.87in (200mm)	0.16*0.39in (4*10mm)	10

ALUMINUM PROFILE - SILICONE GRIP

High-quality 6063 aluminum with thin-wall, light-weight design. Includes a serated silicone grip insert designed to hold fixture with additional force. Recommended on projects mounted upside down. It is deformation and rust resistant, and cost-effective. Please refer to install manual for proper installation practices.



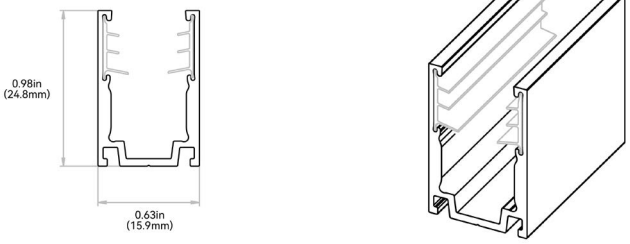

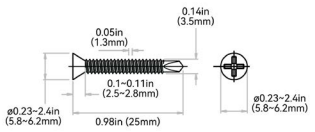

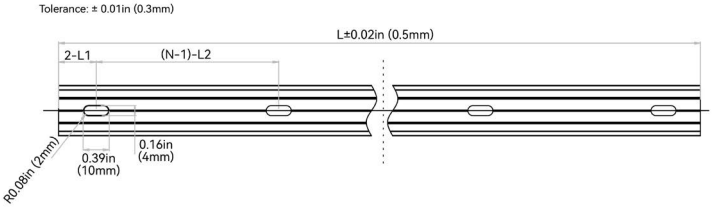

NOTES: 1. 2-L1 refers to two of symmetric L1 in each piece of profile.
2. (N-1)-L2 refers to (N minus one) of symmetric L2 in each piece of profile.
"N" hereby stands for its corresponding "Hole Number" in the below table

ORDER CODE	LEGACY ORDER CODE	STANDARD LENGTH	L1	L2	SLOTTED HOLE	HOLE #
A41D11	CL11RAL02CSE	0.79in (20mm)	0.39in (10mm)	N/A	0.16*0.39in (4*10mm)	1
A43D11	CH11RAL0M5SE	19.68in (500mm)	1.97in (50mm)	7.87in (200mm)	0.16*0.39in (4*10mm)	3
A45D11	CH11RAL01MSE	39.37in (1000mm)	3.93in (100mm)	7.87in (200mm)	0.16*0.39in (4*10mm)	5
A46D11	CH11RAL02MSE	78.74in (2000mm)	3.93in (100mm)	7.87in (200mm)	0.16*0.39in (4*10mm)	10

LINE VOLTAGE S270: PVC - 120V

Indoor & Outdoor Rated Linear Flex Profile - Static Whites & Colors

COMPLEXITY, SIMPLIFIED.

F

ALUMINUM PROFILE - FLEXIBLE

It is an expanded design of the flexible aluminum profile, and caters for the continuously streamlined aesthetics of curve shape. The secondary precision cutting process, not only maintains the advantage of clamping force, but also enables the two-way side bending directions with super shape memory. Please refer to install manual for proper installation practices.



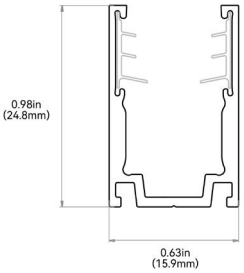

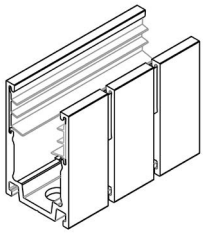

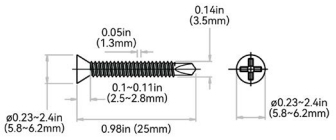

Tolerance: ± 0.01in (0.3mm)

NOTES: 1. 2-L1 refers to two of symmetric L1 in each piece of profile.
2. (N-1)-L2 refers to (N minus one) of symmetric L2 in each piece of profile.
"N" hereby stands for its corresponding "Hole Number" in the below table

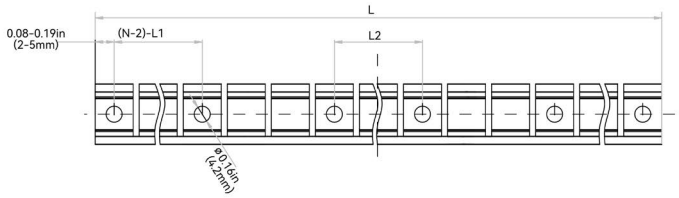

ORDER CODE	LEGACY ORDER CODE	STANDARD LENGTH	L1	L2	SLOTTED HOLE	HOLE #
A53D11	CH11FAL0M5SE	19.68in (500mm)	4.34in (110.3mm)	1.92in (48.9mm)	Ø 0.17in (4.2mm)	6
A55D11	CH11FAL01MSE	39.37in (1000mm)	4.59in (116.5mm)	3.89in (98.8mm)	Ø 0.17in (4.2mm)	10

ALUMINUM PROFILE - RACEWAY

High-quality 6063 thin-wall aluminum, light-weight design featuring hidden cables. The raceway space is enough to conceal seamless connectors with bottom feed and the general male/female connectors. It is superb for the facade where tidiness is required and the scenarios that lack of space for wiring. Please refer to install manual for proper installation practices.



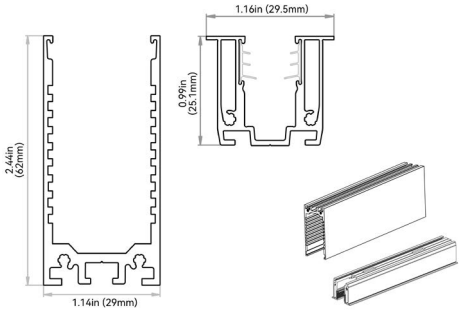



Tolerance: ± 0.01in (0.3mm)

PMW4*18 Screws

PM4*6 Screws

NOTES: 1. 2-L1 refers to two of symmetric L1 in each piece of profile.
2. (N-1)-L2 refers to (N minus one) of symmetric L2 in each piece of profile.
"N" hereby stands for its corresponding "Hole Number" in the below table

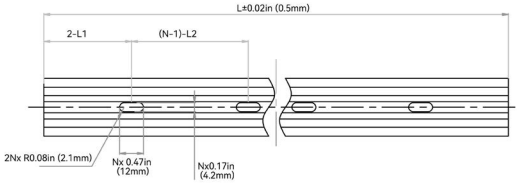



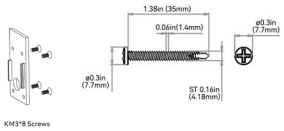

ORDER CODE	LEGACY ORDER CODE	STANDARD LENGTH	L1	L2	SLOTTED HOLE	HOLE #
A83D11	CH11RAL0M5RS	19.68in (500mm)	1.97in (50mm)	7.87in (200mm)	0.18*0.47in (4.5*12mm)	3
A85D11	CH11RAL01MRS	39.37in (1000mm)	3.93in (100mm)	7.87in (200mm)	0.18*0.47in (4.5*12mm)	5
A86D11	CH11RAL02MRS	78.74in (2000mm)	3.93in (100mm)	7.87in (200mm)	0.18*0.47in (4.5*12mm)	10

LINE VOLTAGE S270: PVC - 120V

Indoor & Outdoor Rated Linear Flex Profile - Static Whites & Colors

COMPLEXITY, SIMPLIFIED.

F

ALUMINUM PROFILE - RACEWAY - SUSPENDED

High-quality 6063 thin-wall aluminum, light-weight design featuring hidden cables and suspended by cables from the ceiling. The raceway space is enough to conceal seamless connectors with bottom feed and the general male/female connectors. It is superb for the facade where tidiness is required and the scenarios that lack of space for wiring. Please refer to install manual for proper installation practices.



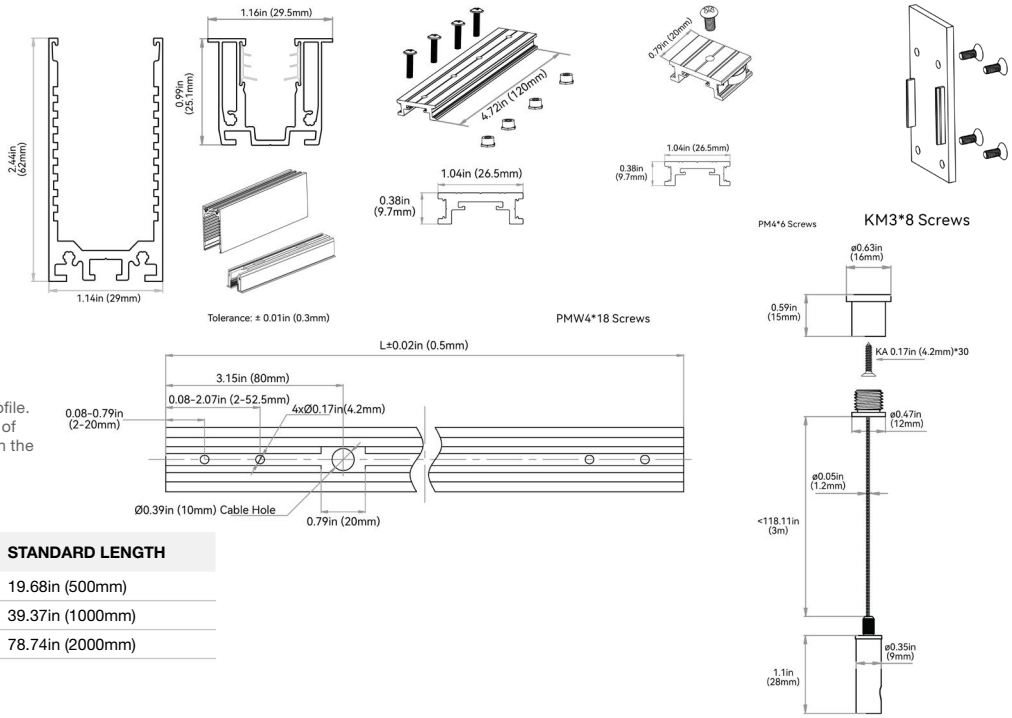

NOTES: 1. 2-L1 refers to two of symmetric L1 in each piece of profile.
2. (N-1)-L2 refers to (N minus one) of symmetric L2 in each piece of profile. “N” hereby stands for its corresponding “Hole Number” in the below table

ORDER CODE	LEGACY ORDER CODE	STANDARD LENGTH
A93D11	CH11RAL0M5SR	19.68in (500mm)
A95D11	CH11RAL01MSR	39.37in (1000mm)
A96D11	CH11RAL02MSR	78.74in (2000mm)

PLASTIC PROFILE - REINFORCED

High Quality rigid plastic designed to securely hold fixtures. Recommended for use in extreme environments susceptible to increased water/humidity (SPA's and pools). Please refer to install manual for proper installation practices.



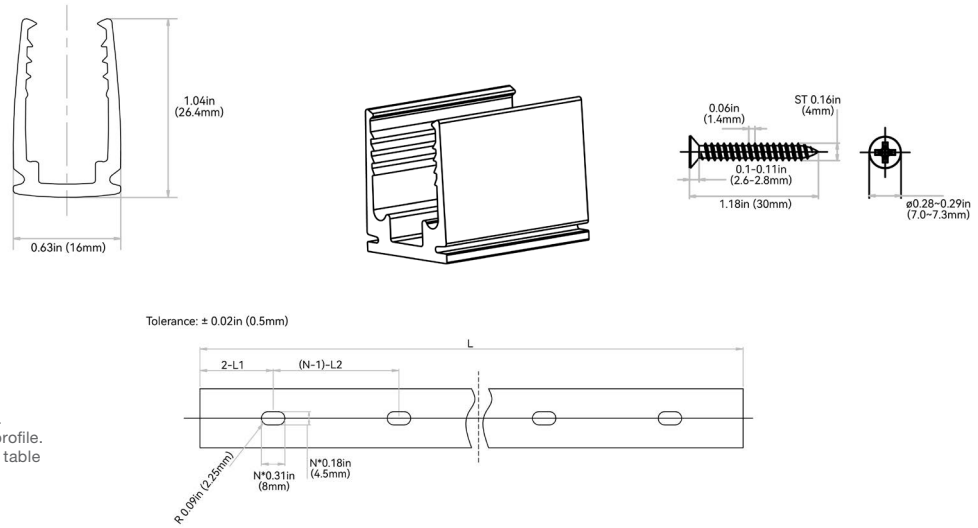

NOTES: 1. 2-L1 refers to two of symmetric L1 in each piece of profile.
2. (N-1)-L2 refers to (N minus one) of symmetric L2 in each piece of profile.
“N” hereby stands for its corresponding “Hole Number” in the below table

ORDER CODE	LEGACY ORDER CODE	STANDARD LENGTH	L1	L2	SLOTTED HOLE	HOLE #
P12D11	CL11RTP3C5SD	1.38in (35mm)	0.69in (17.5mm)	N/A	0.18*0.31in (4.5*8mm)	1
P13D11	CH11RPL0M5SD	19.68in (500mm)	1.97in (50mm)	7.87in (200mm)	0.18*0.31in (4.5*8mm)	3
P15D11	CH11RPL01MSD	39.37in (1000mm)	3.93in (100mm)	7.87in (200mm)	0.18*0.31in (4.5*8mm)	5
P16D11	CH11RPL02MSD	78.74in (2000mm)	3.93in (100mm)	7.87in (200mm)	0.18*0.31in (4.5*8mm)	10

LINE VOLTAGE S270: PVC - 120V

Indoor & Outdoor Rated Linear Flex Profile - Static Whites & Colors

COMPLEXITY, SIMPLIFIED.

F

SILICONE PROFILE - FLEXIBLE

An all-in-one mounting profile designed to unleash your creativity. This profile not only provides flexibility in installation methods, but also overcomes bending limitations by offering both top and side bending in a single profile. Fully encapsulated in UL-certified silicone, it excels in UV, weather, and corrosion resistance, making it suitable for underwater, high and low temperature enviroments. Elegant and square in appearance, it is available in black or white standard colors, or bespoke colors to blend in with the background. Supported by innovative serrated silicone fins, its clamping strength is strong enough to secure any installation method. Please refer to install manual for proper installation practices. Please refer to install manual for proper installation practices.

NOTES: With this mounting profile, bend fixtures only along their designated axis — side-bending fixtures sideways.



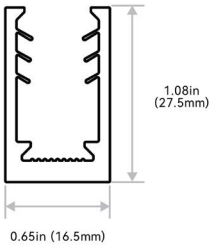

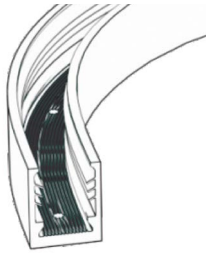

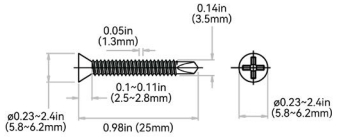

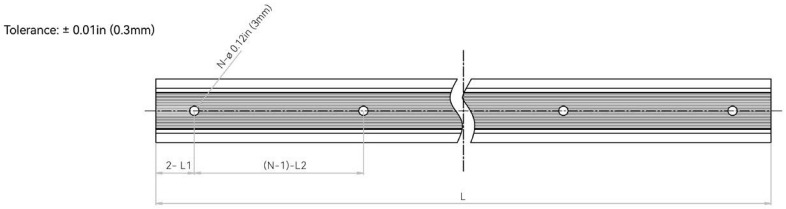

NOTES: 1. 2-L1 refers to two of symmetric L1 in each piece of profile.
2. (N-1)-L2 refers to (N minus one) of symmetric L2 in each piece of profile.
"N" hereby stands for its corresponding "Hole Number" in the below table

ORDER CODE	LEGACY ORDER CODE: WHITE	LEGACY ORDER CODE: BLACK	STANDARD LENGTH	L1	L2	SLOTTED HOLE	HOLE #
C1BC#1	CH11FAN1C1SEW	CH11FAN1C1SEB	4.33in (110mm)	0.46in (11.6mm)	3.48in (88.4mm)	Ø 0.12in (3mm)	2
C1CC#1	CH11FAN0M2SEW	CH11FAN0M2SEB	7.87in (200mm)	0.46in (11.6mm)	3.48in (88.4mm)	Ø 0.12in (3mm)	3
C13C#1	CH11FAN0M5SEW	CH11FAN0M5SEB	19.68in (500mm)	1.14in (29mm)	3.48in (88.4mm)	Ø 0.12in (3mm)	6
C15C#1	CH11FAN01MSEW	CH11FAN01MSEB	39.37in (1000mm)	0.54in (13.8mm)	3.48in (88.4mm)	Ø 0.12in (3mm)	12

STAINLESS STEEL PROFILE - CLIP

It uses grade 316 stainless steel with excellent property of deformation and rust resistance. The material makes it suitable for humid coastal surroundings and weak acid-base industrial environments that other mounting profiles can't accommodate. The structural design and material characteristics collectively ensure a tight clamping force. It's very convenient and reliable even for suspended installation in the curve shape. Please refer to install manual for proper installation practices.



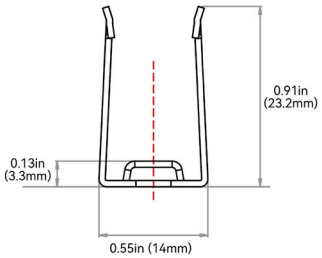

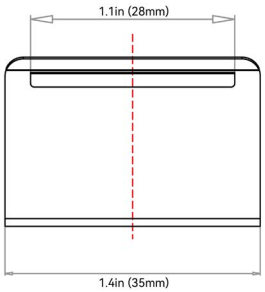

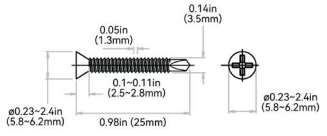

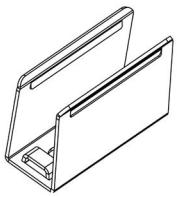

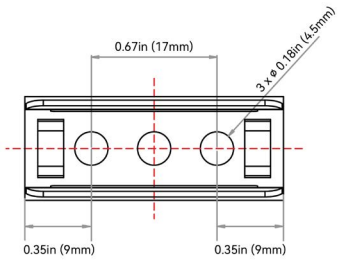

ORDER CODE	LEGACY ORDER CODE	STANDARD LENGTH	SLOTTED HOLE	HOLE #
S12C11	CL11RSS3C5SD	1.38in (35mm)	ø 0.18in (4.5mm)	3

G

MOUNTING ACCESSORIES

MOUNTING ACCESSORY TYPE	PROFILE
MA1 = Pivot Bracket	O = All Profiles
MA2 = Rotary Bracket	
MA3 = Side Bracket	
MA4 = Ceiling Clip	C=S Series (S160/S270)
MA5 - Suspended Rod + Clip	
MA6 = Suspended Wire Kit	
MA7 = Alignment Bracket - Aluminum Basic	
MA8 = Alignment Bracket - Aluminum Silicone Grip	

PIVOT BRACKET: MA1O | MA00PMB00000

Applicable to all mounting profiles.



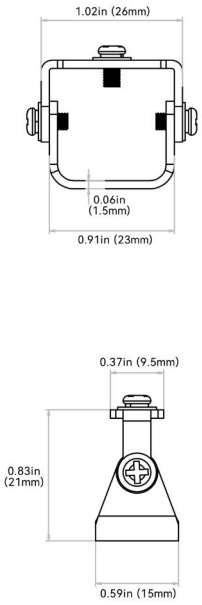

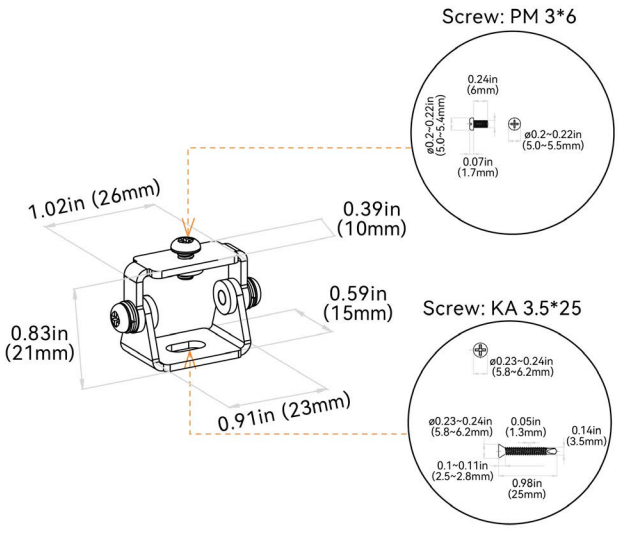

LINE VOLTAGE S270: PVC - 120V

Indoor & Outdoor Rated Linear Flex Profile - Static Whites & Colors

COMPLEXITY, SIMPLIFIED.

G

ROTARY BRACKET: MA2O | MA00BRL00000

Applicable to all mounting profiles.





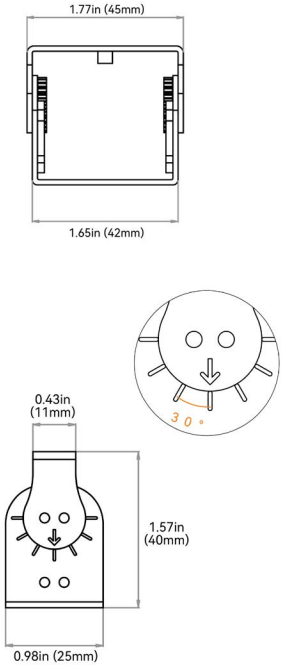

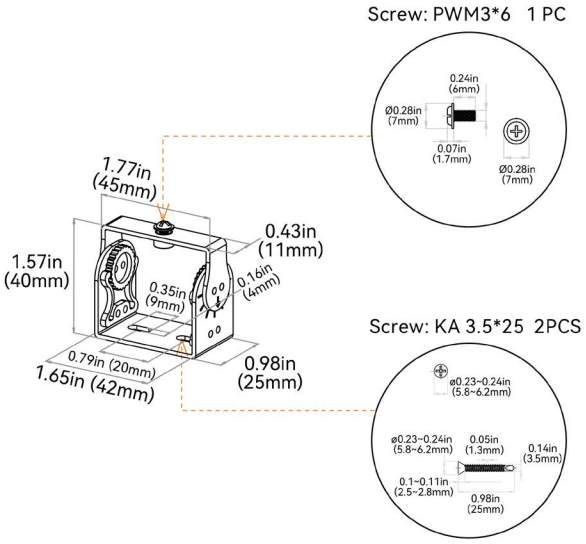

SIDE MOUNTING BRACKET: MA3O | MA00SMB00000

Applicable to all mounting profiles.



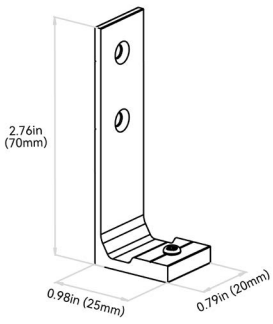

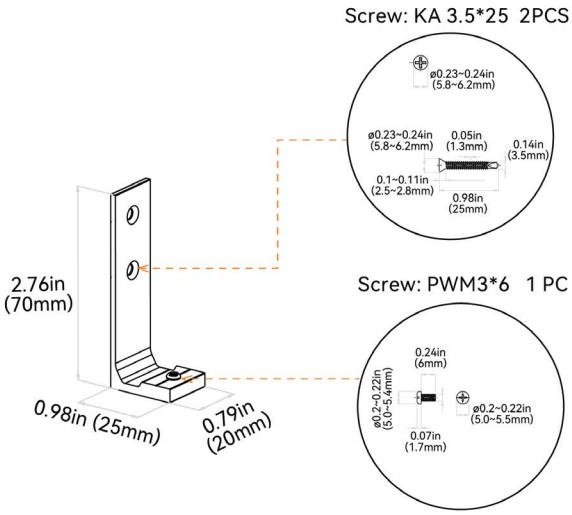

LINE VOLTAGE S270: PVC - 120V

Indoor & Outdoor Rated Linear Flex Profile - Static Whites & Colors

COMPLEXITY, SIMPLIFIED.

G

CEILING CLIP BRACKET: MA4C | MA11CMC00000

Applicable to aluminum profile - recessed - silicone grip

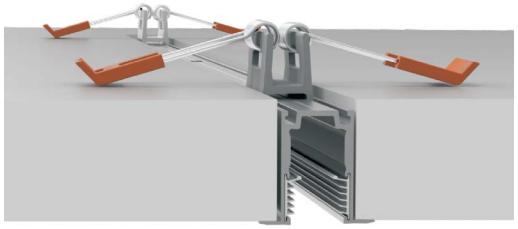



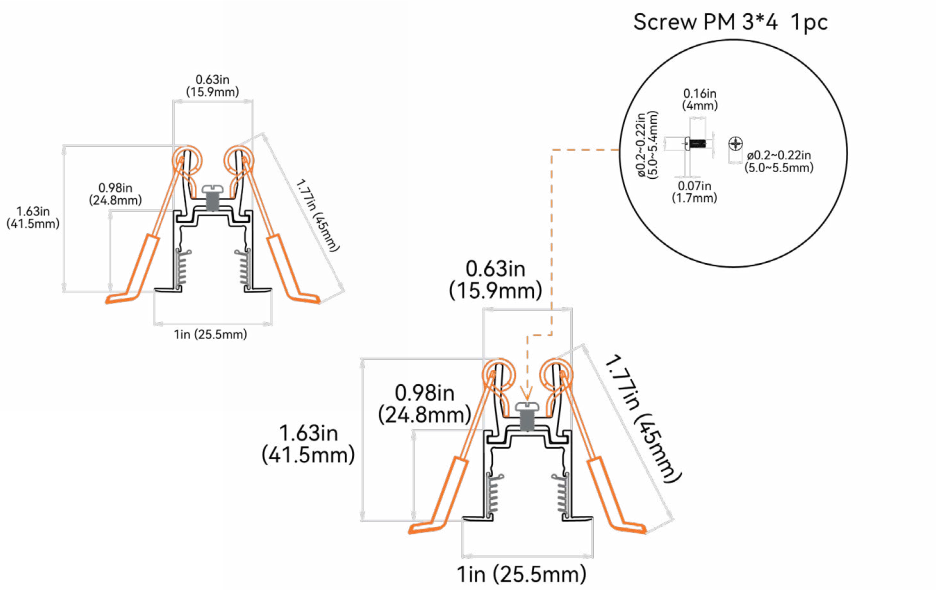

SUSPENDED WIRE: MA6C | MA11SMC000SW

Applicable to Aluminum Profile - Silicone Grip. 2 kits of stainless steel wires for 39.37in (1000mm) of profile & 3 kits of stainless steel wires for 78.74in (2000mm) of profile.





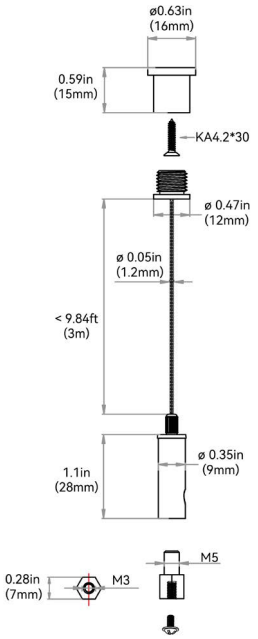

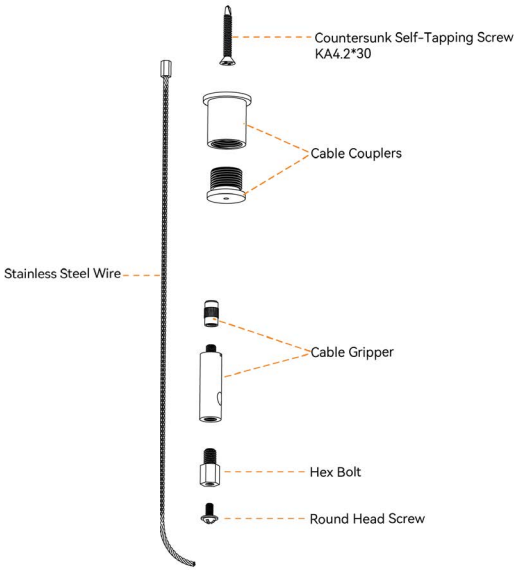

LINE VOLTAGE S270: PVC - 120V

Indoor & Outdoor Rated Linear Flex Profile - Static Whites & Colors

COMPLEXITY, SIMPLIFIED.

G

SUSPENDED MOUNTING CLIP + ROD: MA5C | MA11SMC0M5SR



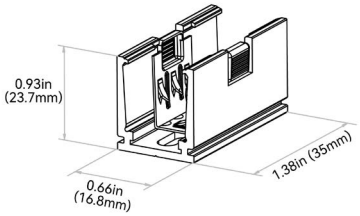

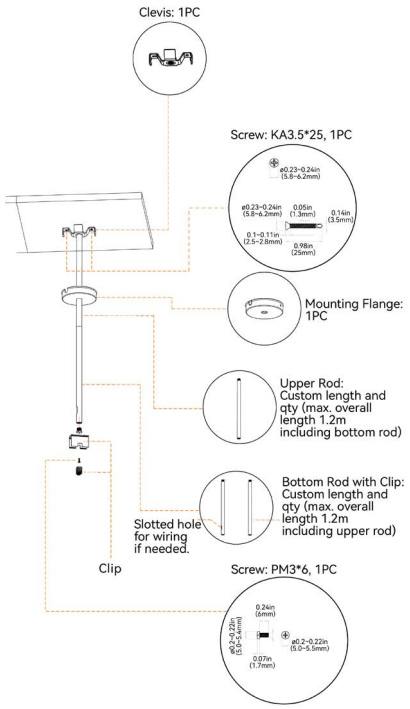

ALIGNMENT BRACKET - ALUMINUM BASIC: MA7C | CH11AL0M45JB

Applicable to aluminum basic

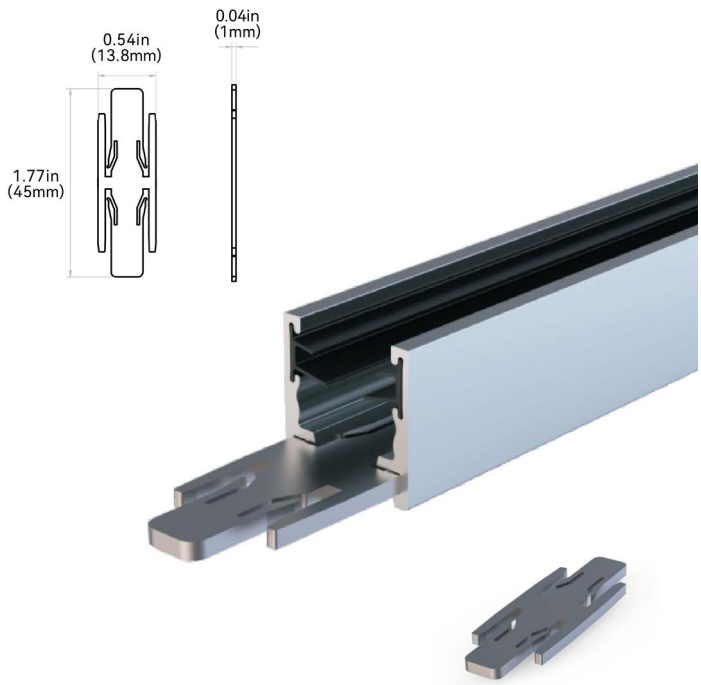

ALIGNMENT BRACKET - ALUMINUM SILICONE GRIP: MA8C | CH11RAL0M45JB

Applicable to aluminum silicone grip

