



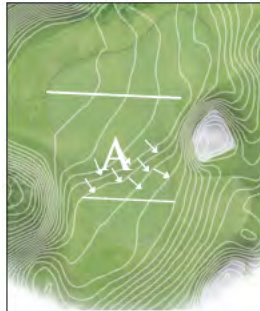
SILVERMERE

# SET A PIN LOCATION SHEET

Holes 1-9



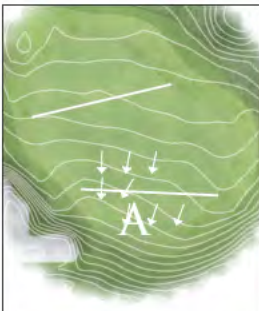
1 Depth = 26yds




2 Depth = 35yds



3 Depth = 32yds



4 Depth = 23yds




5 Depth = 19yds




6 Depth = 374yds



7 Depth = 27yds



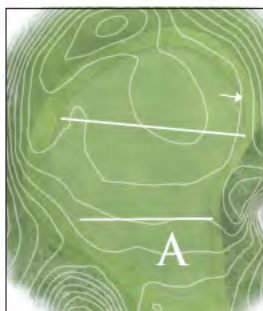
8 Depth = 28yds



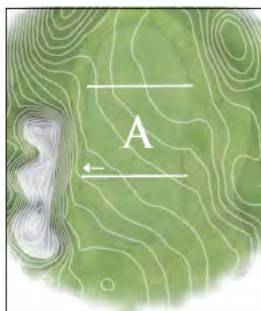
9 Depth = 23yds

# SET A PIN LOCATION SHEET

Holes 10-18



10 Depth = 28yds



11 Depth = 28yds



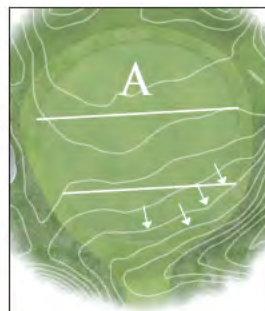
12 Depth = 20yds



13 Depth = 31yds



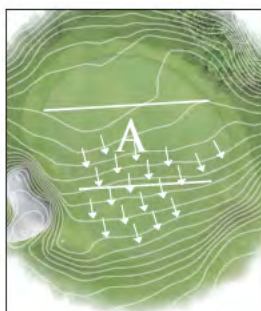
14 Depth = 31yds



15 Depth = 23yds



16 Depth = 24yds



17 Depth = 26yds



18 Depth = 28yds



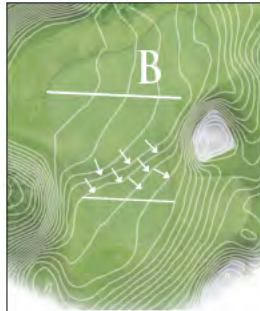
SILVERMERE

# SET B PIN LOCATION SHEET

Holes 1-9



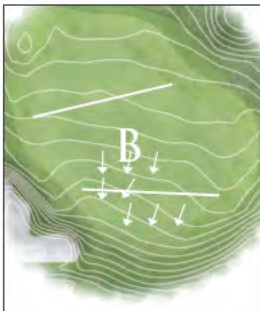
1 Depth = 26yds



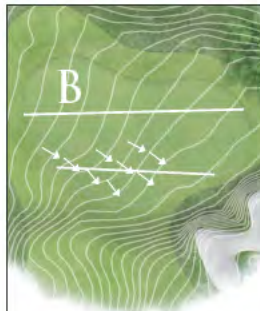
2 Depth = 35yds



3 Depth = 32yds



4 Depth = 23yds




5 Depth = 19yds



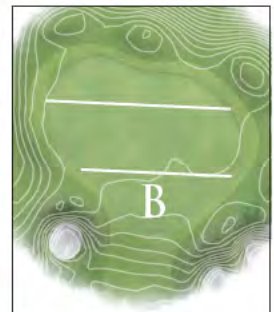
6 Depth = 374yds



7 Depth = 27yds



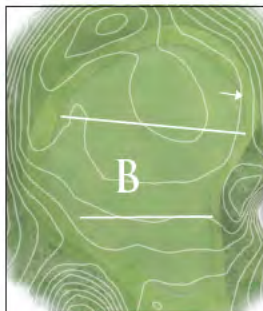
8 Depth = 28yds



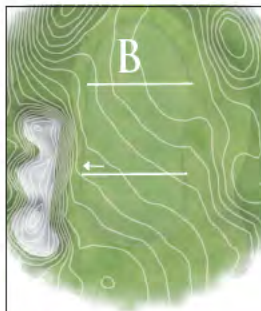
9 Depth = 23yds

# SET B PIN LOCATION SHEET

Holes 10-18



10 Depth = 28yds



11 Depth = 28yds



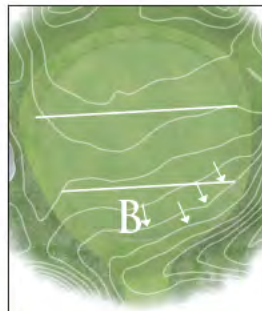
12 Depth = 20yds



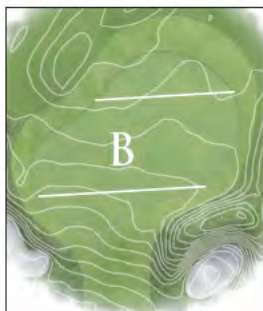
13 Depth = 31yds



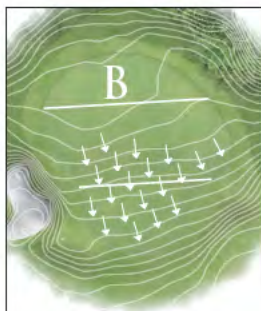
14 Depth = 31yds



15 Depth = 23yds



16 Depth = 24yds



17 Depth = 26yds



18 Depth = 28yds



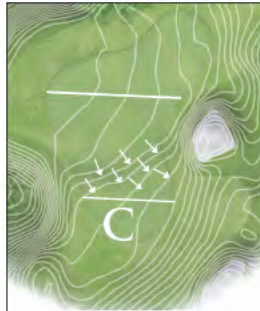
SILVERMERE

# SET C PIN LOCATION SHEET

Holes 1-9



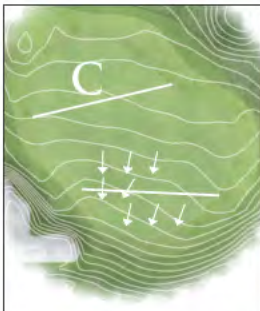
1 Depth = 26yds



2 Depth = 35yds



3 Depth = 32yds



4 Depth = 23yds



5 Depth = 19yds




6 Depth = 37yds



7 Depth = 27yds




8 Depth = 28yds




9 Depth = 23yds

# SET C PIN LOCATION SHEET

Holes 10-18



10 Depth = 28yds



11 Depth = 28yds



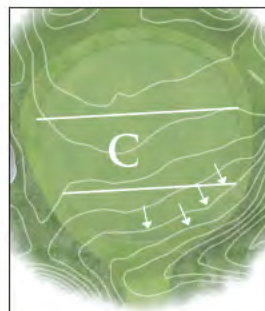
12 Depth = 20yds




13 Depth = 31yds



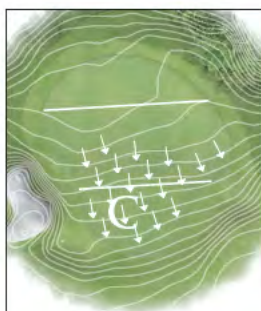
14 Depth = 31yds



15 Depth = 23yds



16 Depth = 24yds



17 Depth = 26yds



18 Depth = 28yds