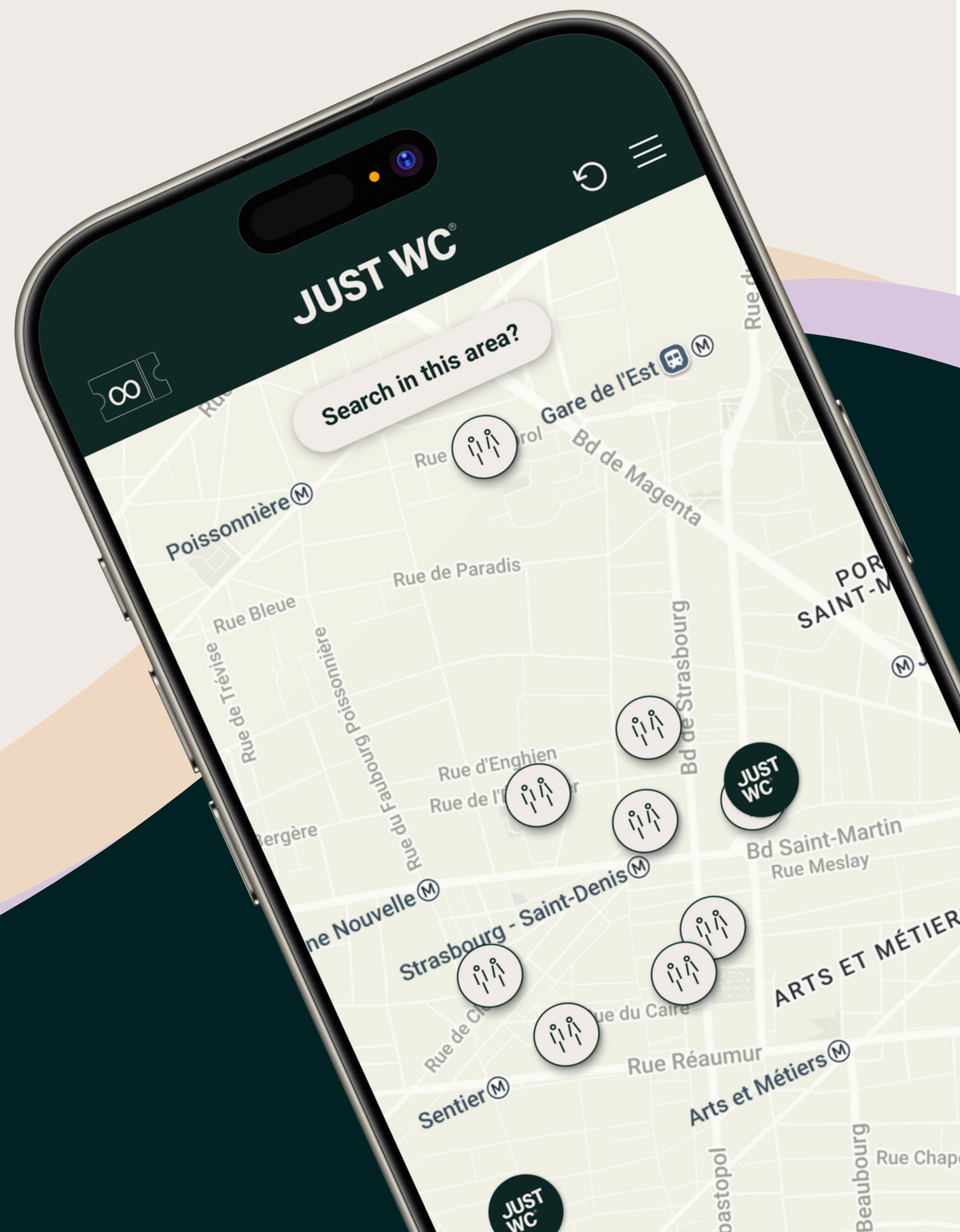


# JUST WC<sup>®</sup>

## SAFE JOURNEY



# JUST WC® WHAT'S IT FOR?

WHEREVER YOU ARE ON THE ROAD,  
JUST WC® HELPS YOU FIND CLEAN  
AND SAFE WASHROOMS NEARBY.





**JUST  
WC<sup>®</sup>**

**SAFE  
JOURNEY**

# **YOUR IDEAL ROAD COMPANION**

**1**

## **EASY ACCESS**

- **LOCATE ALL WASHROOMS AROUND YOU ON THE MAP, AND NARROW YOUR SEARCH WITH PRACTICAL FILTERS.**

**2**

## **COMFORT & SAFETY**

- **EASILY FIND CLEAN, SECURE WASHROOMS CLOSE TO YOUR LOCATION.**

**3**

## **PRACTICAL & FAST**

- **PICK A WASHROOM AND ACTIVATE YOUR TICKET TO GET THE ADDRESS AND DIRECTIONS. (NO PAYMENT REQUIRED, IT'S COVERED BY YOUR EMPLOYER.)**

**4**

## **SOLIDARITY & RESPECT**

- **ENJOY CLEAN FACILITIES THANKS TO OUR LOCAL BUSINESS PARTNERS. JUST ONE RULE: RESPECT AND COURTESY.**

# HOW TO SIGN UP?

## IN JUST SECONDS

### 1. RECEIVE THE SMS

- CLICK THE LINK SENT BY SMS TO CONFIRM YOUR REGISTRATION.

### 2. ENTER THE CODE

- INPUT YOUR PERSONAL VERIFICATION CODE (FROM THE SMS).

### 3. FILL IN THE FORM

- ADD YOUR PHONE NUMBER, EMAIL AND CREATE A PASSWORD.

### 4. LOG IN

- USE YOUR LOGIN INFO TO ACCESS YOUR ACCOUNT.

BY ACCEPTING LOCATION AND COOKIE PERMISSIONS,  
YOU UNLOCK THE FULL POWER OF JUST WC®,  
INCLUDING SHOWING THE NEAREST WASHROOMS  
BASED ON YOUR POSITION.

THIS ALLOWS US TO SHOW YOU THE NEAREST  
TOILETS TO YOUR LOCATION.

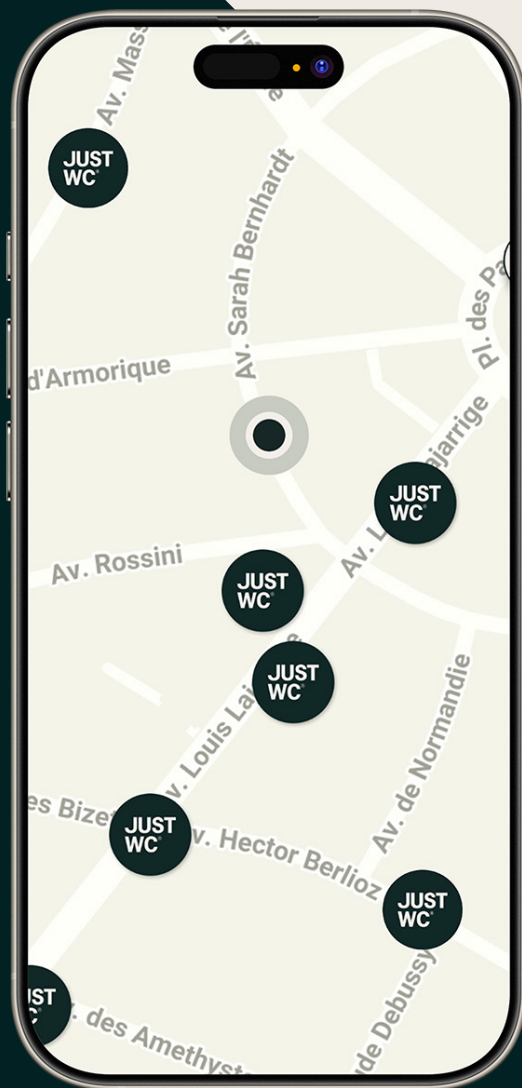
The smartphone screen displays the 'First login' registration form for the JUST WC app. At the top, there's a header with a back arrow, the 'JUST WC' logo, and a refresh icon. Below the header, the title 'First login' is followed by the instruction 'Confirmation code (received by SMS)'. There are four empty square boxes for entering the code. Below these, a prompt says 'Fill out the form to create your password'. The form includes fields for 'Phone number', 'Email address\*', 'Password' (with an eye icon for visibility), and 'Confirm password' (also with an eye icon). At the bottom, there's a checkbox for 'I accept the Terms of Service\*' with a link to 'Privacy Policy', and a 'Create my password' button. A blue checkmark icon is visible in the bottom left corner of the form area.

The smartphone screen displays the login interface for the JUST WC app. At the top, the status bar shows the time '12:23' and signal/battery icons. The app header features the 'JUST WC' logo, a refresh icon, and a menu icon. Below the header is a large 'VACANT' sign graphic. The login section includes a dropdown for country selection (currently showing 'FR'), a 'Phone number' field, a 'Password' field with an eye icon, and a 'Forgot your password?' link. A 'Connexion' button is positioned to the right of the password field. At the bottom, there are three buttons: 'Log in', 'First login ?' (highlighted with a blue checkmark icon), and 'Log in as a partner'.



# HOW TO FIND A WASHROOM ?

## QUICK & EASY



### 1. SEARCH FOR WASHROOMS

- OPEN JUST WC® TO VIEW THE INTERACTIVE MAP.
- SELECT A JUST WC® LOCATION NEARBY.
- TAP FOR DETAILS (NAME, HOURS, EQUIPMENT).

### 2. ACTIVATE YOUR TICKET

- CHOOSE THE WASHROOM THAT SUITS YOUR NEEDS.
- CLICK “ACTIVATE 1 TICKET” TO GET THE PARTNER’S ADDRESS.

### 3. GO TO THE ADDRESS

- TAP “LET’S GO” TO SEE THE ROUTE, DISTANCE AND WALK TIME.
- SHOW YOUR TIMESTAMPED TICKET WHEN YOU ARRIVE.

 = COMPANY NETWORK TOILETS

 = JUST WC® PARTNER TOILETS  
(MAY INCLUDE ACCESS TO WATER AND COFFEE)

 = PUBLIC TOILETS

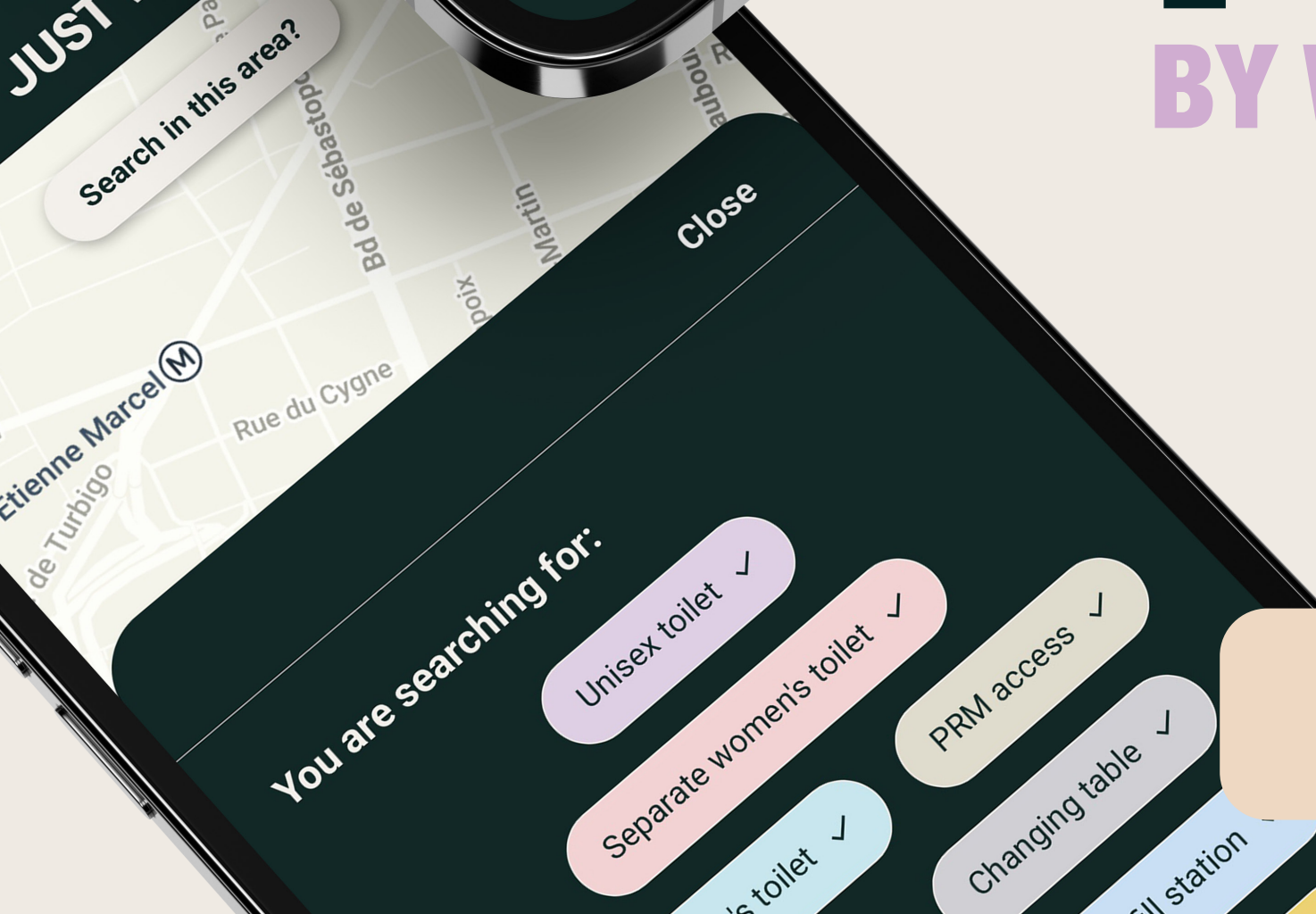
USE FILTERS TO SEARCH BY AMENITIES  
AND FIND EXACTLY WHAT YOU NEED.



# FILTER

## BY WHAT MATTERS MOST

**JUST WC® LETS YOU FILTER RESULTS  
BASED ON EQUIPMENT AND SERVICES  
AVAILABLE IN EACH PARTNER LOCATION.**



**TIP: COMBINE MULTIPLE FILTERS  
TO FIND THE PERFECT MATCH FOR YOUR NEEDS.**

# YOUR DATA IS PROTECTED

AT JUST WC®, WE TAKE YOUR DATA SERIOUSLY. WE FULLY COMPLY WITH GDPR AND ARE COMMITTED TO PROTECTING YOUR PRIVACY AND PERSONAL INFORMATION.

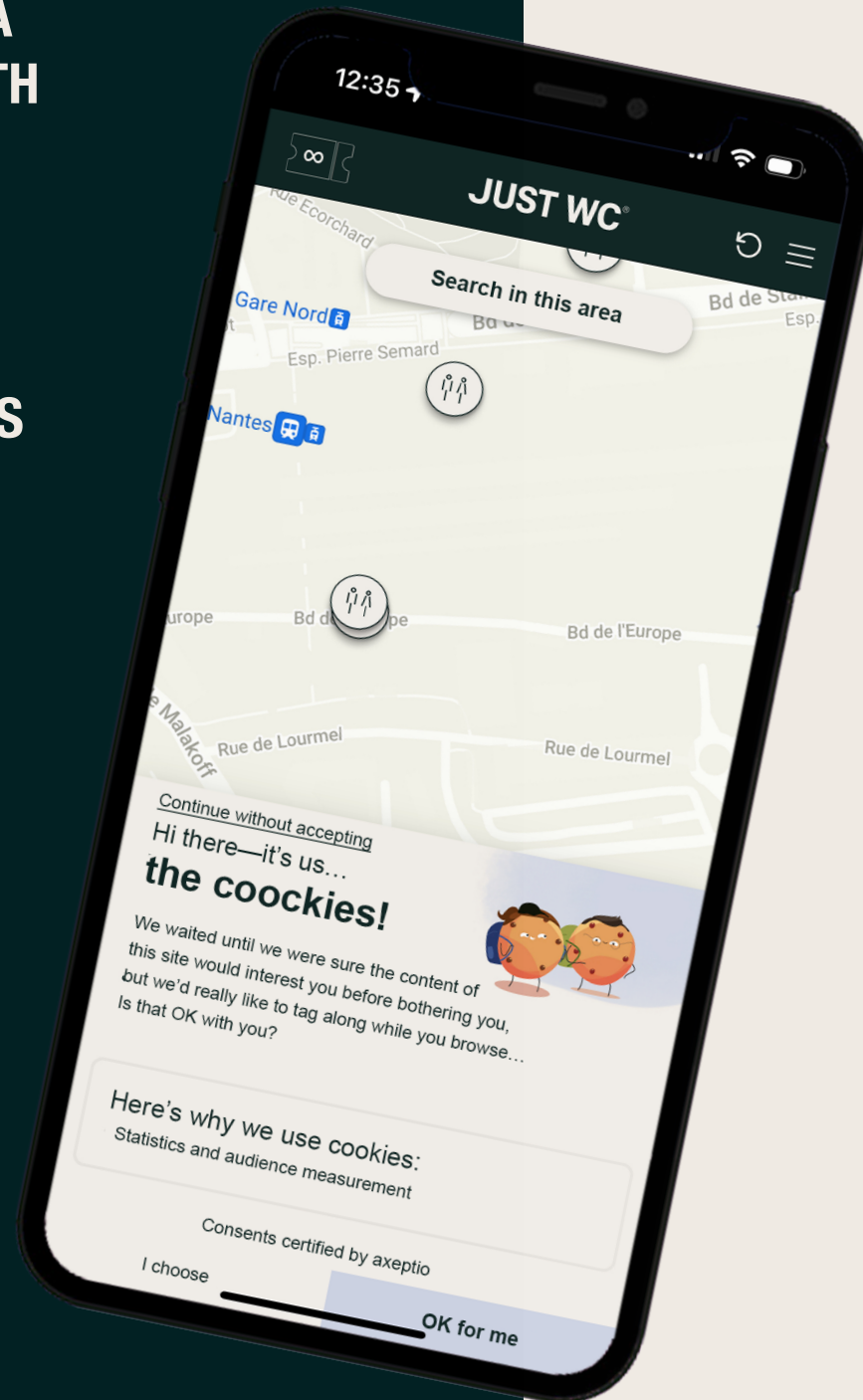
YOU CAN ACCESS OUR FULL TERMS OF SERVICE AND PRIVACY POLICY IN THE APP.

JUST WC TEAM

FOR MORE INFORMATION ON THE GENERAL TERMS OF SERVICE (GTS) AND OUR PRIVACY POLICY, GO DIRECTLY TO THE JUST WC® APPLICATION.

# ABOUT COOKIES WHAT & WHY?

HAVE QUESTIONS? CONTACT US AT [HELP@JUSTWC.COM](mailto:HELP@JUSTWC.COM)



## #WHY VALIDATE YOUR TICKET?

BY VALIDATING YOUR TICKET:  
OUR PARTNER RECEIVES PAYMENT  
YOU SUPPORT THE QUALITY AND AVAILABILITY OF THE SERVICE  
WE IMPROVE JUST WC® BASED ON REAL USAGE

## #WHAT ARE COOKIES FOR?

COOKIES ARE SMALL TEXT FILES PLACED ON YOUR DEVICE WHEN YOU USE JUST WC®. THEY HELP US UNDERSTAND HOW YOU INTERACT WITH JUST WC® AND PERSONALIZE YOUR EXPERIENCE. WE USE COOKIES TO IMPROVE THE USER EXPERIENCE.

## #AND CONFIDENTIALITY?

OUR COOKIES ARE ONLY USED FOR INTERNAL ANALYSIS TO IMPROVE OUR SERVICES AND PROVIDE YOU WITH AN EVEN BETTER EXPERIENCE. THE COOKIES WE USE DO NOT COLLECT ANY PERSONAL INFORMATION ABOUT YOU.

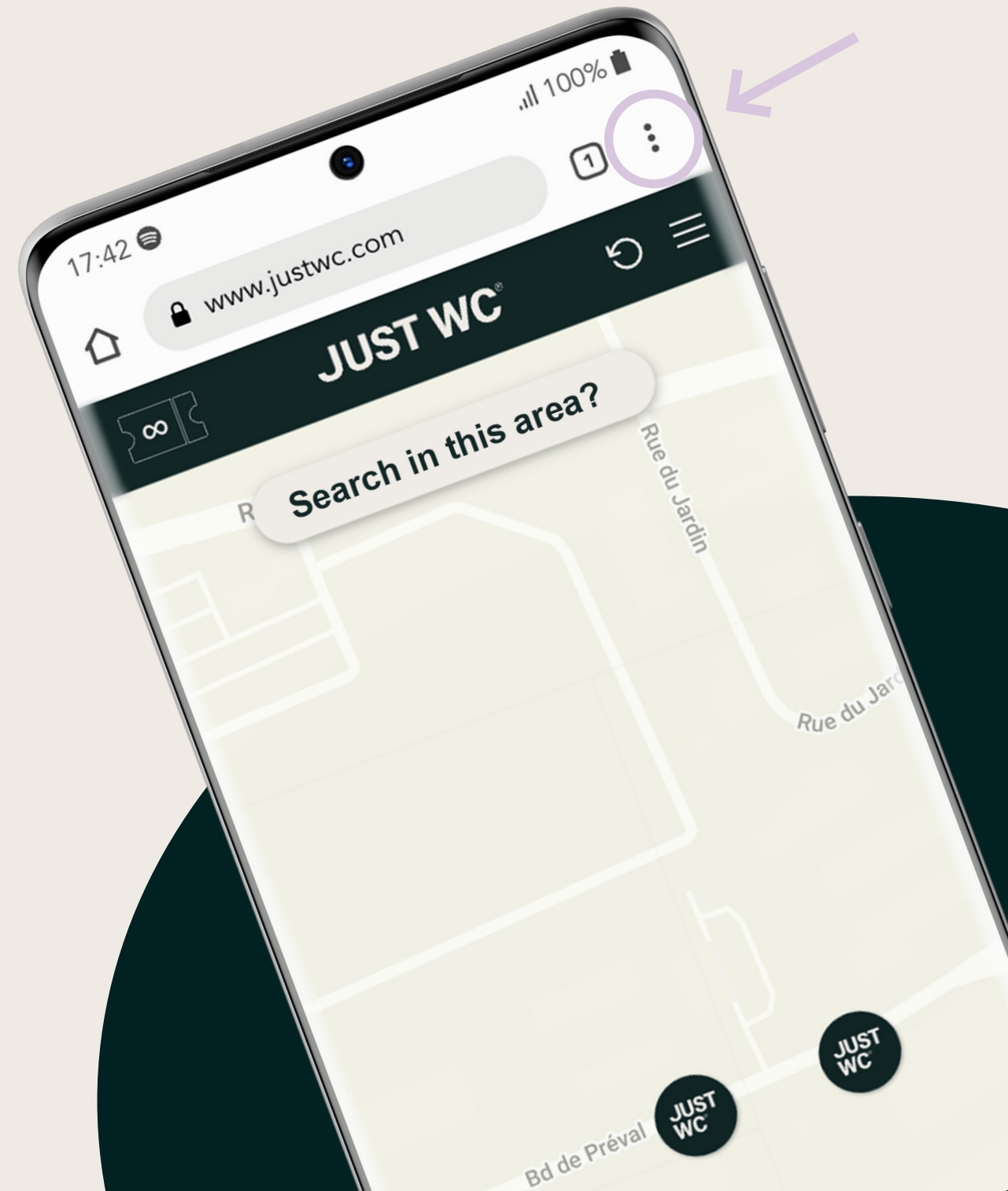
IF YOU HAVE ANY QUESTIONS OR CONCERNS ABOUT OUR COOKIES OR PRIVACY POLICY, PLEASE DO NOT HESITATE TO CONTACT US AT [HELP@JUSTWC.COM](mailto:HELP@JUSTWC.COM).



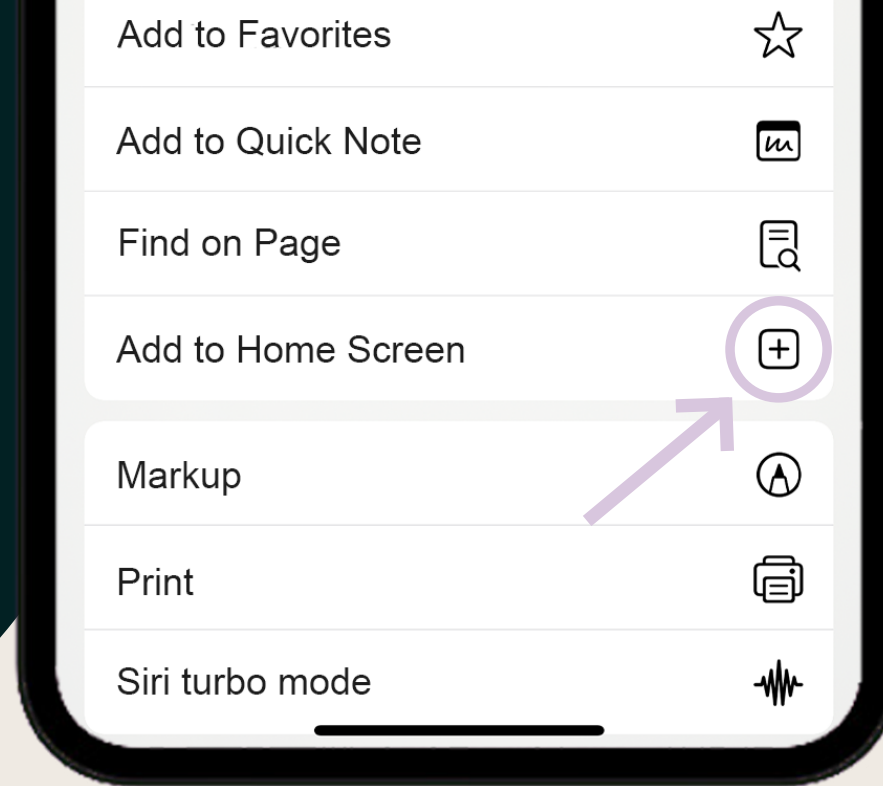
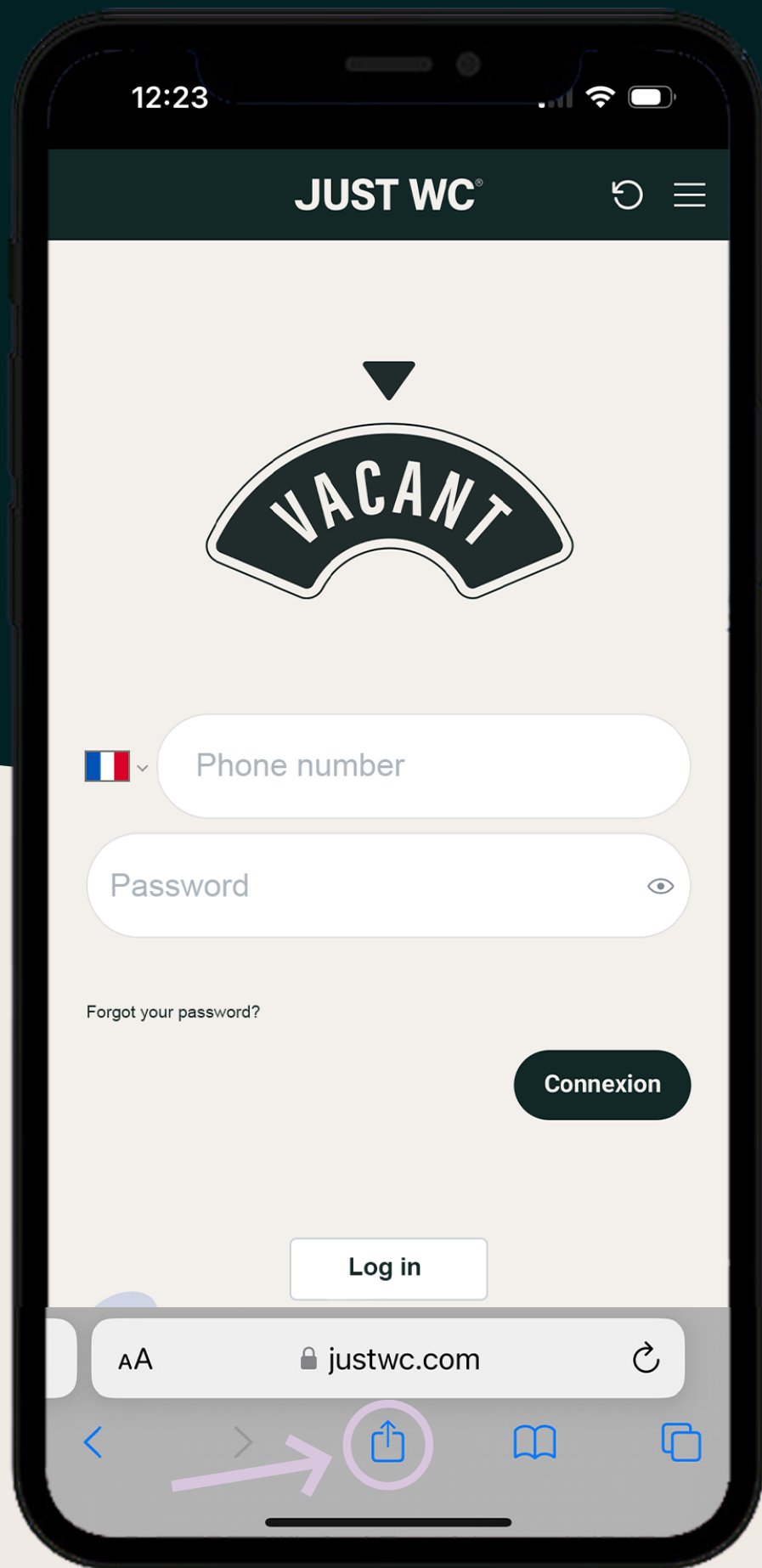
# ADD TO YOUR HOME SCREEN

**ANDROID VERSION**

- 1. OPEN JUST WC® IN YOUR BROWSER**
- 2. TAP THE 3-DOT MENU (TOP-RIGHT)**
- 3. SELECT “ADD TO HOME SCREEN”**
- 4. FOLLOW THE INSTRUCTIONS**







**APPLE (IOS) VERSION**

# ADD TO YOUR HOME SCREEN

- 1. OPEN JUST WC® IN SAFARI**
- 2. TAP THE SHARE ICON (BOTTOM OF SCREEN)**
- 3. SCROLL DOWN AND TAP “ADD TO HOME SCREEN”**
- 4. CONFIRM BY TAPPING “ADD”**



# **CONTACT**

**HELP@JUSTWC.COM**

**+33 6 27 32 85 80**

**MORE INFO :**

**WWW.JUSTWC.COM**