



**“MAY THE GOD OF HOPE
FILL YOU WITH ALL JOY
AND PEACE AS YOU TRUST
IN HIM, SO THAT YOU MAY
OVERFLOW WITH HOPE BY
THE POWER OF THE HOLY
SPIRIT.”**

Romans 15:13 NIV



As I look back over this year, I’m drawn to the words of Romans 15:13: “May the God of hope fill you with all joy and peace as you trust in Him, so that you may overflow with hope by the power of the Holy Spirit.” That verse captures the story of our past fiscal year—one marked by God’s steady provision, your faithful generosity, and a mission that continues to overflow far beyond what any of us could accomplish alone.

This year, for 12.2 million people in 108 nations and territories, hope was multiplied.

It multiplied every time a mission team stepped into a community with medicine. It multiplied when local leaders received resources they had prayed for. It multiplied when children, families, clinics, and entire villages felt the tangible reminder that God sees them and has not forgotten their needs. Donations and prayers became seeds that God grew into healing, dignity, and opportunity.

The Lord blessed us with a busy fiscal year. We saw an increase in exports (up 25.8%), in the quantity of United States clinics served (up 15.7%), and the number of lives impacted in the United States (up 19.5%). Through partnership, what could have been “enough” became more than enough, allowing hope to multiply.

As we look ahead, we do so with renewed joy. We trust the same God who filled this year with abundance will continue to lead, provide, and empower the work ahead. Your partnership ensures that hope continues to multiply—not just once, but again and again, in ways only the Lord can measure.

Thank you for walking with us, praying with us, and believing in this mission. May the God of hope fill you anew, and may His hope overflow through us all as we serve faithfully in His name.

Blessings,

Barry Ewy, PharmD, JD, MHA
President & Chief Executive Officer



2025
HIGHLIGHTS

132
TONS SENT

12.2 MILLION
PATIENTS SERVED

*ESTIMATED

108
NATIONS &
TERRITORIES



HUMAN TREATMENT VALUE FOR MEDICINES SHIPPED

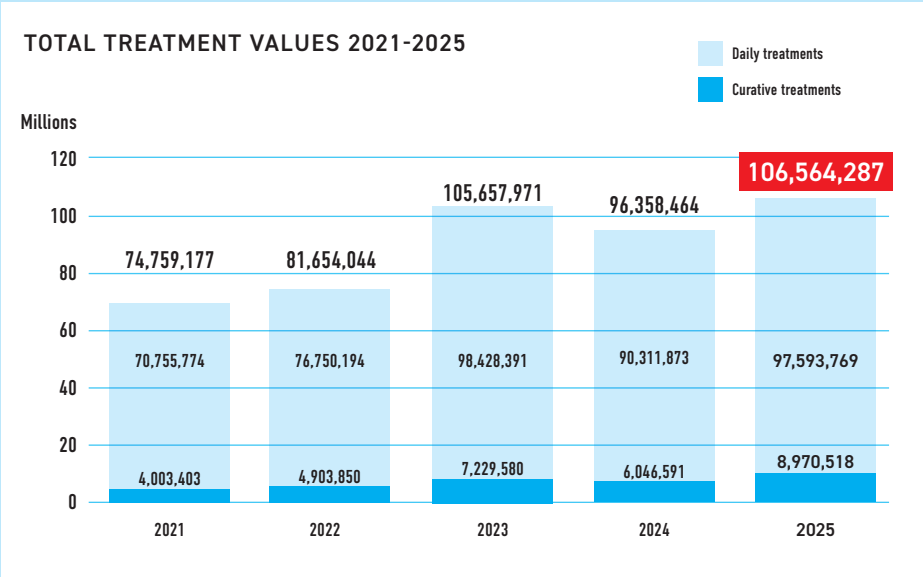

Fiscal year 2025 was a record-breaking year. The human treatment value (HTV) of the medicines we shipped was **12,223,644**. Blessings International shipped **106,564,287** courses of medicine and vitamins to medical teams, clinics, and hospitals in 108 nations, including the United States. The chart on the opposite page details the estimation of lives impacted in each country.

HTV is our measurement for the number of lives affected by a product ordered through Blessings International. It is calculated from a formula that measures curative treatments and treatment days for all medicines shipped.

Curative treatments are defined as one full dosage of a treatment, regardless of how many individual pills/tablets/injections are required. For example, one course of antibiotics may require multiple tablets to treat one patient’s infection over multiple days, but for HTV accounting purposes, it will be counted as only one treatment. Curative treatments include items such as antibiotics and antimalarials.

Treatment days are defined by the number of days a medicine is used. Total treatment days are the number of pharmaceutical dosages that are used to treat acute or chronic issues (including items such as analgesics, vitamins, antihypertensives, etc.) For example, if Blessings International ships a bottle of 500 vitamins and someone takes one multi-vitamin per day, that bottle will equal 500 treatment days.

Out of FY2025’s total human treatment value, **8,970,518** were curative treatments and **97,593,769** were treatment days. With the medicines Blessings International shipped in FY2025, an estimated **12,223,644** people were treated.



HUMAN TREATMENT VALUE FOR ORDERS SHIPPED BY COUNTRY

	HTV	%
CARIBBEAN & CENTRAL AMERICA		
Antigua & Barbuda	5,440	<.1%
Belize	118,237	0.97%
Costa Rica	59,834	0.49%
Cuba	289,371	2.37%
Dominica*	-	<.1%
Dominican Republic	490,355	4.01%
El Salvador	168,762	1.38%
Grenada	100	<.1%
Guatemala	726,812	5.95%
Haiti	779,947	6.38%
Honduras	1,001,272	8.19%
Jamaica	132,047	1.08%
Nicaragua	28,225	0.23%
Panama	171,751	1.41%
Saint Lucia	3,674	<.1%
Trinidad and Tobago	621	<.1%
Subtotal:	3,976,448	32.53%

EAST ASIA & PACIFIC		
Cambodia	185,086	1.51%
Fiji	1,128	<.1%
Indonesia	2,039	<.1%
Korea, Republic of	829	<.1%
Lao People's Democratic Rep	49,833	0.41%
Marshall Islands	32	<.1%
Micronesia, Federal State of	1,798	<.1%
Mongolia	4,296	<.1%
Myanmar	16,929	0.14%
Palau	840	<.1%
Papua New Guinea	53,619	0.44%
Philippines	51,099	0.42%
Solomon Islands	290	<.1%
Thailand	23,238	0.19%
Vietnam	12,720	0.10%
Subtotal:	403,777	3.30%

EUROPE		
Albania	2,811	<.1%
Czech Republic	437	<.1%
Germany	449	<.1%
Greece	6,167	<.1%
Poland	10,642	<.1%
Romania	31,185	0.26%
Turkey	1,769	<.1%
United Kingdom	278	<.1%
Subtotal:	53,739	0.44%

	HTV	%
MIDDLE EAST AND NORTH AFRICA		
Azerbaijan	3,878	<.1%
Egypt	13,076	0.11%
Iraq	13,458	0.11%
Jordan	6,476	<.1%
Lebanon	90,855	0.74%
Morocco	6,465	<.1%
Oman	1,849	<.1%
Pakistan	6,246	<.1%
Syrian Arab Republic	2,790	<.1%
Subtotal:	145,094	1.19%

RUSSIA & INDEPENDENT STATES		
Armenia	628	<.1%
Kyrgyzstan	1,000	<.1%
Moldova, Republic of	8,126	<.1%
Ukraine	41,475	0.34%
Uzbekistan	419	<.1%
Subtotal:	51,647	0.42%

U.S.A.		
Puerto Rico	296	<.1%
United States	189,757	1.55%
Virgin Islands, US	1,937	<.1%
Subtotal:	191,991	1.57%

NORTH AMERICA (NOT U.S.)		
Mexico	110,146	0.90%
Subtotal:	110,146	0.90%

SOUTH AMERICA		
Argentina	21,835	0.18%
Bolivia	28,537	0.23%
Brazil	85,255	0.70%
Colombia	53,627	0.44%
Ecuador	129,359	1.06%
Guyana	30,327	0.25%
Paraguay	5,821	<.1%
Peru	229,290	1.88%
Suriname	2,094	<.1%
Venezuela	1,042,063	8.52%
Subtotal:	1,628,207	13.32%

SOUTH ASIA		
Afghanistan	1,000	<.1%
Bangladesh	3,743	<.1%
India	6,726	<.1%

	HTV	%
Nepal	15,505	0.13%
Subtotal:	26,974	0.22%

SUB-SAHARAN AFRICA		
Angola	511	<.1%
Botswana	6,501	<.1%
Burkina Faso*	-	<.1%
Burundi	2,533	<.1%
Cameroon	1,009,156	8.26%
Cape Verde	12,613	0.10%
Central African Republic	17,343	0.14%
Comoros	9,602	<.1%
Congo, The Democratic Republic	5,385	<.1%
Congo, Republic of	16,593	0.14%
Cote d'Ivoire	10,008	<.1%
Ethiopia	1,283,963	10.50%
Gabon	7,913	<.1%
Gambia	6,365	<.1%
Ghana	121,150	0.99%
Guinea	8,808	<.1%
Guinea Bissau	410	<.1%
Kenya	107,000	0.88%
Lesotho	230	<.1%
Liberia	119,350	0.98%
Malawi	1,161,192	9.50%
Mali	909	<.1%
Mauritania	15,799	0.13%
Mauritius	150	<.1%
Niger	22,762	0.19%
Nigeria	261,060	2.14%
Senegal	7,009	<.1%
Sierra Leone	185,953	1.52%
South Africa	22,269	0.18%
South Sudan	22,937	0.19%
Sudan	10,000	<.1%
Swaziland	2,601	<.1%
Tanzania	68,523	0.56%
Togo	29,470	0.24%
Uganda	38,877	0.32%
Zambia	1,029,485	8.42%
Zimbabwe	11,192	<.1%
Subtotal:	5,635,621	46.11%

	HTV	%
GRAND TOTAL	12,223,644	100.00%

* HTV is only calculated on medicines and vitamins. Shipments containing only medical supplies will not have HTV associated with them.

FINANCIAL REPORT

**“WORDS CANNOT
BEGIN TO EXPRESS
HOW GRATEFUL WE ARE
FOR OUR PARTNERSHIP
WITH THEM [BLESSINGS
INTERNATIONAL], AND WE
ARE SO THANKFUL TO OUR
LORD FOR THE PRIVILEGE
OF BEING ABLE TO WORK
TOGETHER TO BRING HELP
TO THE UNDERSERVED—
ALL FOR THE GLORY
OF GOD!”**

**Mission Partners for
Christ – Serving Africa**

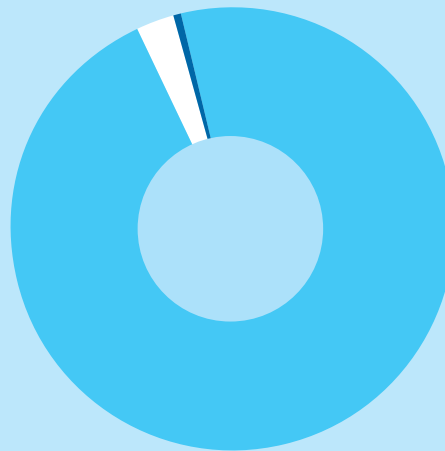


The Evangelical Council of Financial Accountability accredits its members and holds them to high standards of accountability with respect to governance, financial management and stewardship/fundraising practices. Blessings International is proud to have achieved these standards and has been a member of ECFA since March of 1990.

For the record-breaking fiscal year of 2025, we continued to see strong post-pandemic financial performance. While we saw significant increases in US clinic partnerships and direct export shipments, we witnessed a slight downturn in short term mission shipments. We continue to utilize 100% of every donated dollar to support benevolence projects (detailed on pages 8 through 9).

Blessings International undergoes a financial audit each year by an independent public accounting firm. For further accountability, a separate firm prepares our IRS Form 990. The graphs below are based upon our 990. (Financial reports are available on our website at blessing.org/transparency.)

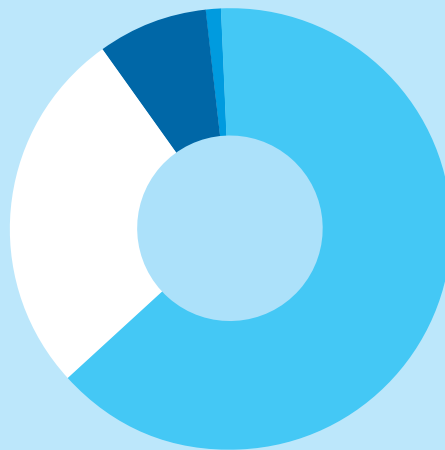
BLESSINGS INTERNATIONAL FISCAL YEAR 2025 FINANCIAL SNAPSHOT



SUPPORT & REVENUE

- Program Service Revenue \$5,276,527 (94.31%)
- Donor Contributions \$259,791 (4.64%)
- Investment & Other Revenue \$58,688 (1.05%)

Total \$5,595,006



EXPENSES

- Medicine & Gifts \$3,576,194 (64.90%)
- Program Service Expenses \$1,437,725 (26.09%)
- Management & General \$409,976 (7.44%)
- Fundraising Expenses \$86,380 (1.57%)

Total \$5,510,275

PRODUCTION REPORT

Blessings International's production department is responsible for rebottling, repackaging, and relabeling pharmaceutical products sourced from manufacturers and other entities both domestically and internationally. Licensed by the U.S. Food and Drug Administration as a repackager, Blessings International is authorized to import medicines and medical supplies for export. This designation underscores the department's commitment to regulatory compliance and operational excellence.

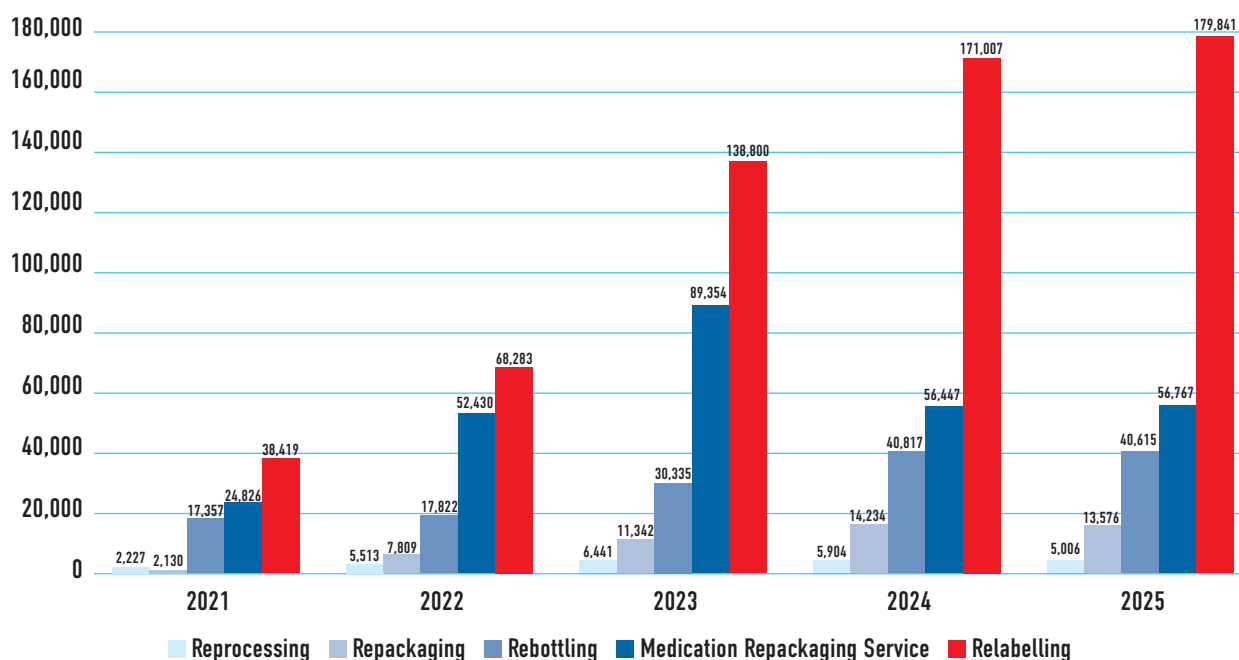
15-Year Production Line Operational

In 2025, the production department proudly marked fifteen years of uninterrupted operation since the installation of its production line in 2010. Over this period, the team has continuously adapted the line to accommodate a wide range of bottle sizes and tablet shapes, ensuring alignment with the needs of medical mission teams. This year, the department achieved a 2.5% increase in productivity compared to the previous year, setting a new benchmark for operational performance. This accomplishment reflects the team's unwavering commitment to efficiency and excellence in every project. Through ongoing process enhancements and rigorous quality initiatives, the department continues to uphold the highest standards while advancing the organization's mission. Above all, the production team remains honored to contribute meaningfully to meeting medical needs worldwide.



Blessings International's production team. Andrew Nguyen, Director of Production (left), Tracey Stanley (center), and Angela Confer (right).

UNITS PROCESSED, FISCAL YEARS 2021-2025



BENEVOLENCE PROJECTS

Medicines for Orphans

\$28,800 DISTRIBUTED

The Medicines for Orphans fund provides for five orphanages in Haiti that are served by Blessings International's Haiti Orphanage Medical Support (HOMS) program. The program provides growth monitoring, medication for parasites, vitamin A, and anticonvulsants, as well as offering medical care by Zoom consultation for the children within the orphanages. In addition, the staff bring hope and an opportunity for the children to learn about faith and trust in God. Debi Lammert, the director of HOMS, shared, "The thing that stirs my heart the most during this prolonged, difficult season for Haiti is that the biggest thing we can bring is HOPE."



Debi Lammert with children from Jesus Name Orphanage. Photo courtesy of Debi Lammert.

Malaria Medicine

\$4,824 DISTRIBUTED

According to the World Malaria Report 2025, 282 million cases of malaria were found last year in approximately eighty countries. In 2024, Nigeria, the Democratic Republic of Congo, Uganda, Ethiopia, and Mozambique accounted for almost half of the cases.

Malaria is preventable and curable, but in 2024, over 610,000 people died globally.

In response to the need for malaria medication, Blessings International provided free antimalarials to sixty-five teams going to thirty-three countries in FY2025. This impacted approximately 8,100 people in an effort to prevent early mortality of women, children, and families.



Photo courtesy of CERT International who received antimalarial medications to serve Uganda.

Emergency Disaster Relief

\$18,453 DISTRIBUTED

The Emergency Disaster Relief fund was able to help the victims of flooding, hurricanes, and natural disasters in FY2025. Families lost loved ones, employment, and access to their essential medicines. Blessings was pleased to be able to help our medical mission teams and families with medicines, wound care, and other medical equipment for chronic illnesses such as diabetes and hypertension.

USA Fund/Maternal Health

\$152,458 DISTRIBUTED

The USA clinic support provides essential prenatal vitamins, medicines, and medical supplies for United States charitable clinics, pharmacies, ministries, and pregnancy resource centers. Blessings is able to collaborate with free and

**"WE ARE THANKFUL
FOR YOUR PARTNERSHIP
AND RESOURCING. IT
GOES WITH US MOST
EVERYWHERE WE GO,
AND THAT IS—TRULY—
ONE OF OUR GREATEST
BLESSINGS."**

FAME – Serving Worldwide

BENEVOLENCE PROJECTS

charitable clinics and maternal healthcare providers to provide care and treatment to those who are underserved or cannot afford health care.

Jenny Odom, the Executive Director for Pregnancy Test & Resource Center in Alabama, wrote, “Blessings has been a tremendous help to us and our patients. We serve primarily lower-income single moms who find themselves facing an unplanned pregnancy. Many of them struggle to meet basic needs for their families, and prenatal vitamins are not on their priority list. We know how important these vitamins are for their little one, and we are proud to be able to offer them free of cost to our patients because of our partnership with Blessings International. Thank you!”

Deborah Bowers, the Clinic Director of Changed Lives Mobile Clinic in Alabama, wrote, “One of our new program participants had been off their medication for high blood pressure for years, because of the cost. The blood pressure was at a critically high level, to the point that it could become a life-threatening situation at any moment. Thanks to Blessings International, our clinic dispensary is stocked with all of the medications he needed for treatment and to begin the healing process. The Blessings team supports our operations with affordable medications, so we are prepared to act quickly when a program participant presents with an urgent need.”



Photo courtesy of Life Choices Clinic.

Medicines for Nations

\$63,395 DISTRIBUTED


Medicines for Nations is our most flexible fund, and in FY2025, it enabled us to help twenty-six countries, including the United States. Through this support, orphans, families, young mothers, and the unborn receive vitamins, medicines, and medical supplies, bringing health and hope to each life and strengthening the community around them.

Heather Ellison from In Jesus Name Medical Ministry, which serves Guatemala, wrote, “There’s no way we could provide medications to the thousands of patients we see each year in Guatemala without Blessings International! We provide every patient with free medications for all our mission trips! It’s a wonderful ministry that is not just medications; they have covered these in prayer, and for that we are blessed and thankful!”

Ministry Support

\$67,316 DISTRIBUTED INTERNATIONALLY AND \$8,000 NATIONALLY

In FY2025, Blessings International provided twenty ministries in fourteen countries with support for physicians helping in crisis response, with medical outreach to families and orphans, and to ministries reaching those who are poor, homeless, and needing restoration.



Medicine from Blessings International for Finding Freedom Through Friendship's Guatemala clinic. Photo courtesy of Finding Freedom Through Friendship.

BLESSINGS INTERNATIONAL CORE VALUES

Christ Centered – We desire to share the love and compassion of Jesus Christ with all those we serve, whether serving our customers, co-workers, vendors, or donors.

Customer Focused – We desire for our customers to have an excellent experience working with our ministry through each and every encounter.

Quality Driven – We aim to provide high-quality products to the right customer at the right time, every time.

Transparent Integrity – From our finances to our communication, we will be open and honest in our operations, transactions, and dealing.

Donor Appreciation – We are grateful to those who support our ministry through gifts and prayer and will use all gifts in a responsible manner to benefit persons around the world in need.

Celebrate Success – We will celebrate the successes and milestones of our ministry, each other, and our lives.



BOARD OF TRUSTEES

Our staff and board members seek to heal the hurting, build healthy communities, and transform lives in Jesus' name. And none of our work would be possible without the Lord's blessing and without the partnership of our customers and donors.

Thank you to everyone who prays, donates, orders, and places our products into the hands of those who need them most. We are blessed to serve you and to serve alongside you.



Rita Chamberlain, DPH
Chair
Hospital Pharmacist



Troy M. Sledge, RN, MSN
Vice-Chair
Nursing
Administration, retired



Sara Rogers, JD
Treasurer
Attorney



Chisoo Choi, MD
Corporate Secretary
Physician



Barry Ewy, PharmD,
JD, MHA
Trustee
CEO



Geof Jackson
Trustee
Reverend



Chris Jenkins, MD
Trustee
Physician



Daniel Bancroft, DO
Trustee
Physician

“BLESSINGS INTERNATIONAL IS A LIFESAVER IN EVERY SENSE OF THE WORD FOR THE WOMEN AND CHILDREN WE SERVE IN GUATEMALA. THE WORK YOU DO IS SO VITAL AND HAS SUCH A LASTING IMPACT ON THE LIVES OF THOSE YOU SERVE. YOUR DEDICATION IS TRULY INSPIRING.”

Finding Freedom through Friendship – Serving Guatemala



The vision of Blessings International is to heal the hurting globally and locally by providing life-saving pharmaceuticals, vitamins, and medical supplies to medical mission teams, clinics, and hospitals; to build healthy communities by treating the poor and victims of endemic medical problems, outbreaks of disease, or overwhelming disasters; and to transform lives by actively demonstrating the love and compassion of Jesus Christ.



If you would like to place an order or make a donation to our ministry, please go to www.blessing.org



BLESSINGS INTERNATIONAL

1650 N. Indianwood Ave.

Broken Arrow, OK 74012

918-250-8101

info@blessing.org

