

SILKRO™ BEFORE / AFTER PORTFOLIO

CASE #1

PATIENT	Female, 54 y.o.
TREATMENT	1 session of RF microneedling
PROTOCOL	Standard
TIME AFTER TREATMENT	1 month
OBSERVED RESULTS	Significant lifting effect and contour improvement in the mid and lower face
REFERENCE	Courtesy of Dr. Christian FAYARD, Amiens, France

BEFORE



AFTER

CASE #2

PATIENT	Female, 62 y.o.
TREATMENT	1 session of RF microneedling
PROTOCOL	Standard
TIME AFTER TREATMENT	1 month
OBSERVED RESULTS	Significant lifting effect and contour improvement in the mid and lower face
REFERENCE	Courtesy of Dr. Christian FAYARD, Amiens, France

BEFORE



AFTER



CASE #3

PATIENT	Female, 31 y.o.
TREATMENT	1 session of RF microneedling
PROTOCOL	Standard
TIME AFTER TREATMENT	1 month
OBSERVED RESUTS	Significant improvement of abdominal skin sagging
REFERENCE	Courtesy of Dr. Christian FAYARD, Amiens, France

BEFORE



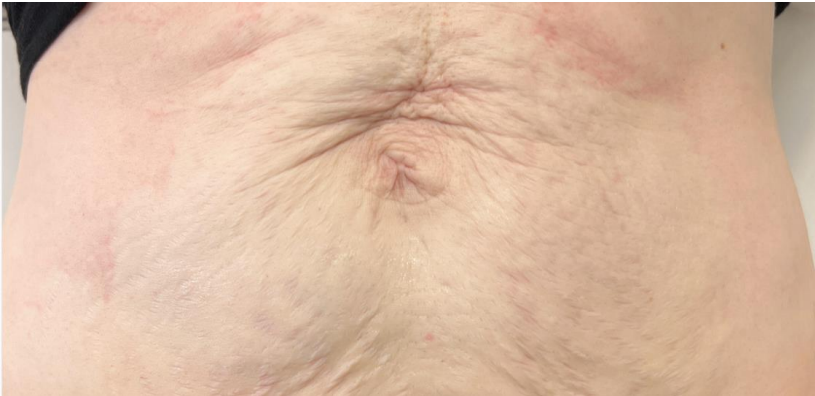
AFTER



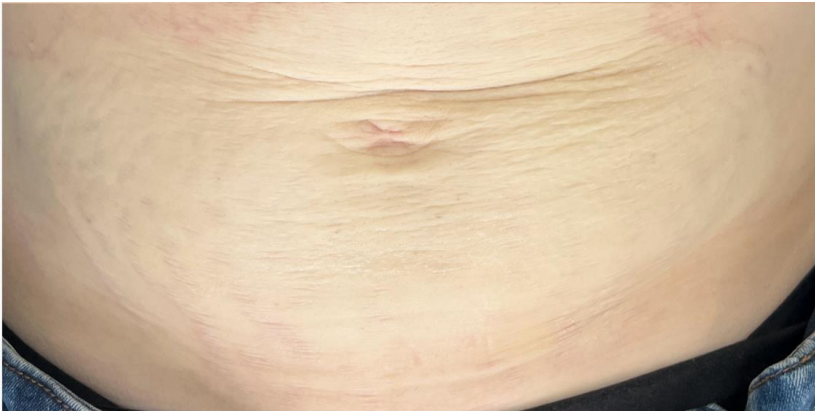
CASE #4

PATIENT	Female, 36 y.o.
TREATMENT	3 sessions of RF microneedling
PROTOCOL	Standard
TIME AFTER TREATMENT	1 month
OBSERVED RESUTS	Significant improvement of abdominal skin sagging
REFERENCE	Courtesy of Dr. Christian FAYARD, Amiens, France

BEFORE



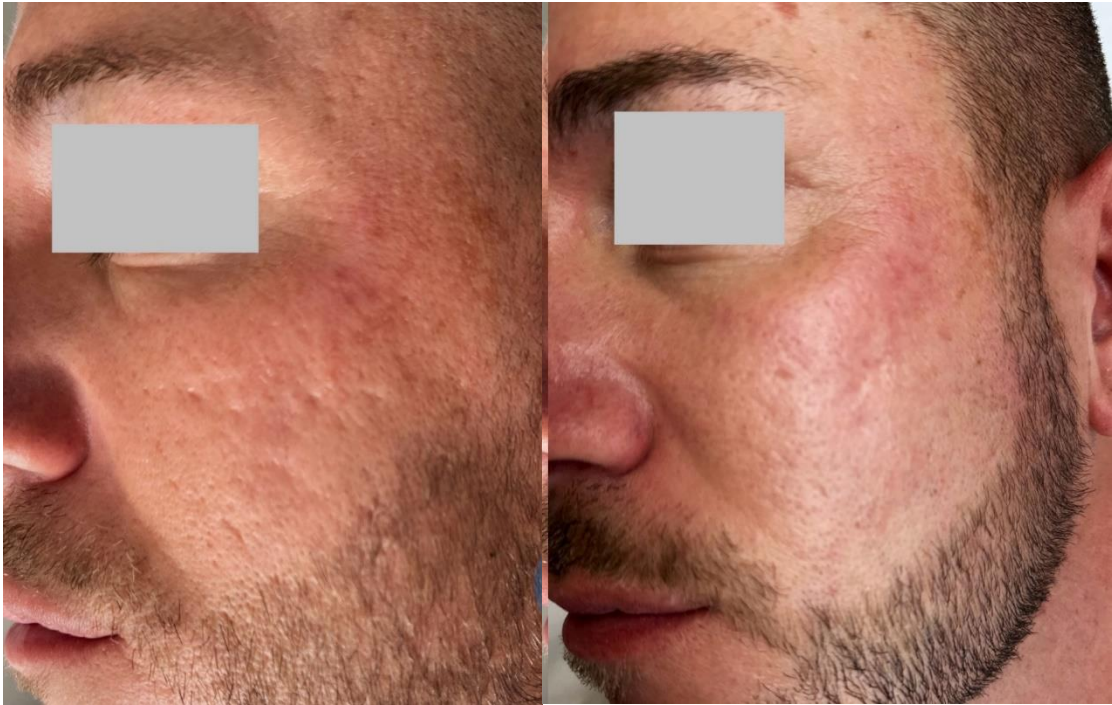
AFTER



CASE #5

PATIENT	Male, 42 y.o.
TREATMENT	2 sessions of RF microneedling
PROTOCOL	Standard
TIME AFTER TREATMENT	1 month
OBSERVED RESUTS	Significant improvement of acne scars
REFERENCE	Courtesy of Dr. Christian FAYARD, Amiens, France

BEFORE



AFTER

CASE #6

PATIENT	Male, 39 y.o.
TREATMENT	3 sessions of RF microneedling
PROTOCOL	Standard
TIME AFTER TREATMENT	1 month
OBSERVED RESUTS	Significant improvement of a post-operative scar
REFERENCE	Courtesy of Dr. Christian FAYARD, Amiens, France

BEFORE



AFTER

CASE #7

PATIENT	Female, 31 y.o.
TREATMENT	2 sessions of RF microneedling
PROTOCOL	Standard
TIME AFTER TREATMENT	1 month
OBSERVED RESUTS	Significant improvement of dilated pores
REFERENCE	Courtesy of Dr. Christian FAYARD, Amiens, France

BEFORE



AFTER

CASE #8

PATIENT	N/A
TREATMENT	1 session of PLASMA with application of mesotherapy product
PROTOCOL	Standard
TIME AFTER TREATMENT	4 months
OBSERVED RESUTS	Significant improvement of post-acne hyperpigmentation
REFERENCE	Courtesy of Dr. Christian FAYARD, Amiens, France



BEFORE



AFTER

CASE #9

PATIENT	N/A
TREATMENT	2 sessions of PLASMA with application of mesotherapy product
PROTOCOL	Standard
TIME AFTER TREATMENT	1.5 months
OBSERVED RESUTS	Significant improvement of dull skin, enlarged pores
REFERENCE	Courtesy of Dr. Rehanna Beckhurst, UK

BEFORE



AFTER



CASE #10

PATIENT	N/A
TREATMENT	2 sessions of PLASMA with application of mesotherapy product
PROTOCOL	Standard
TIME AFTER TREATMENT	1.5 months
OBSERVED RESUTS	Significant improvement of dark under-eye circles
REFERENCE	Courtesy of Dr. Rehanna Beckhurst, UK

BEFORE



AFTER



CASE #11

PATIENT	N/A
TREATMENT	2 sessions of PLASMA with application of mesotherapy product
PROTOCOL	Standard
TIME AFTER TREATMENT	1.5 months
OBSERVED RESUTS	Significant improvement of dark under-eye circles
REFERENCE	Courtesy of Dr. Rehanna Beckhurst, UK

BEFORE



AFTER



CASE #11

PATIENT	N/A
TREATMENT	2 sessions of PLASMA with application of mesotherapy product
PROTOCOL	Standard
TIME AFTER TREATMENT	1.5 months
OBSERVED RESUTS	Significant improvement of dark under-eye circles
REFERENCE	Courtesy of Dr. Rehanna Beckhurst, UK

BEFORE



AFTER



CASE #12

PATIENT	Female, 35 y.o. Fitzpatrick IV
TREATMENT	4 sessions of RF microneedling with application of mesotherapy product
PROTOCOL	Standard. Depth 1.5mm, Insulated Needles, 49pin
TIME AFTER TREATMENT	N/A
OBSERVED RESUTS	Significant improvement of deep post acne scars
REFERENCE	Courtesy of Dr. Rehanna Beckhurst, UK

BEFORE



AFTER

CASE #13

PATIENT	Female, 29 y.o. Fitzpatrick III
TREATMENT	3 sessions of RF microneedling with application of mesotherapy product
PROTOCOL	Standard. Depth 1.5mm, Insulated Needles 49pin
TIME AFTER TREATMENT	N/A
OBSERVED RESUTS	Significant improvement of acne scars
REFERENCE	Courtesy of Dr. Rehanna Beckhurst, UK



BEFORE

AFTER

CASE #14

PATIENT	Female, 29 y.o. Fitzpatrick III
TREATMENT	4 sessions of RF Microneedling with application of mesotherapy product
PROTOCOL	Depth 1.5mm insulated needles 49pin
TIME AFTER TREATMENT	N/A
OBSERVED RESUTS	Significant improvement of acne scars
REFERENCE	Courtesy of Dr. Rehanna Beckhurst, UK



BEFORE



AFTER

CASE #15

PATIENT	Female, 59 y.o. Fitzpatrick III
TREATMENT	3 sessions of RF microneedling with application of mesotherapy product
PROTOCOL	Standard. Depth 0.8~2.5mm, Insulated Needles 49pin
TIME AFTER TREATMENT	N/A
OBSERVED RESUTS	Significant improvement of skin ageing
REFERENCE	Courtesy of Dr. Rehanna Beckhurst, UK

BEFORE

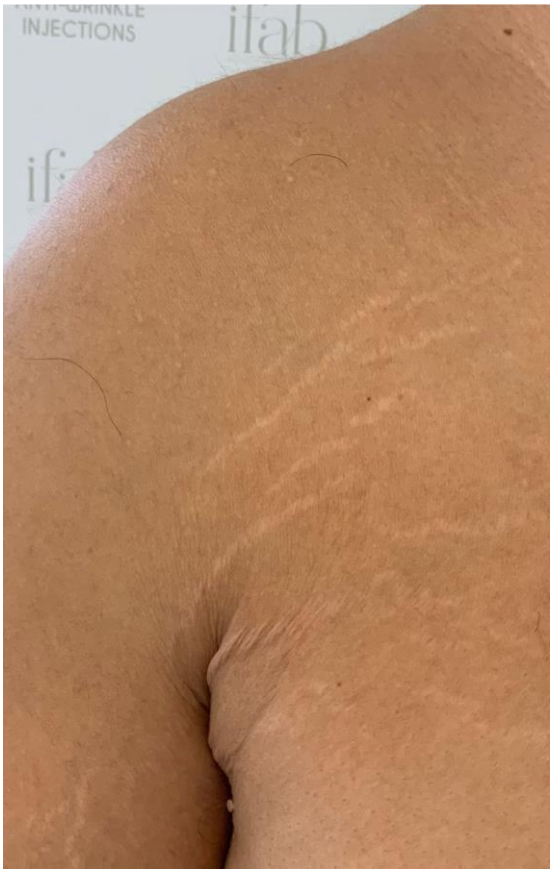


AFTER

CASE #16

PATIENT	Male, 39 y.o. Fitzpatrick IV
TREATMENT	2 sessions of RF microneedling with application of mesotherapy product
PROTOCOL	Standard. Depth 1.8mm Insulated Needles
TIME AFTER TREATMENT	N/A
OBSERVED RESUTS	Significant improvement of striae on shoulders
REFERENCE	Courtesy of Dr. Rehanna Beckhurst, UK

BEFORE



AFTER



CASE #17

PATIENT	Female, 59 y.o. Fitzpatrick III
TREATMENT	3 sessions of RF microneedling with application of mesotherapy product
PROTOCOL	Depth 0.8~1.5mm Insulated needles 49pin
TIME AFTER TREATMENT	N/A
OBSERVED RESUTS	Significant improvement of skin ageing
REFERENCE	Courtesy of Dr. Rehanna Beckhurst, UK



BEFORE

AFTER

CASE #17

PATIENT	Female, 59 y.o. Fitzpatrick III
TREATMENT	3 sessions of RF microneedling with application of mesotherapy product
PROTOCOL	Depth 0.8~1.5mm Insulated needles 49pin
TIME AFTER TREATMENT	N/A
OBSERVED RESUTS	Significant improvement of skin ageing
REFERENCE	Courtesy of Dr. Rehanna Beckhurst, UK

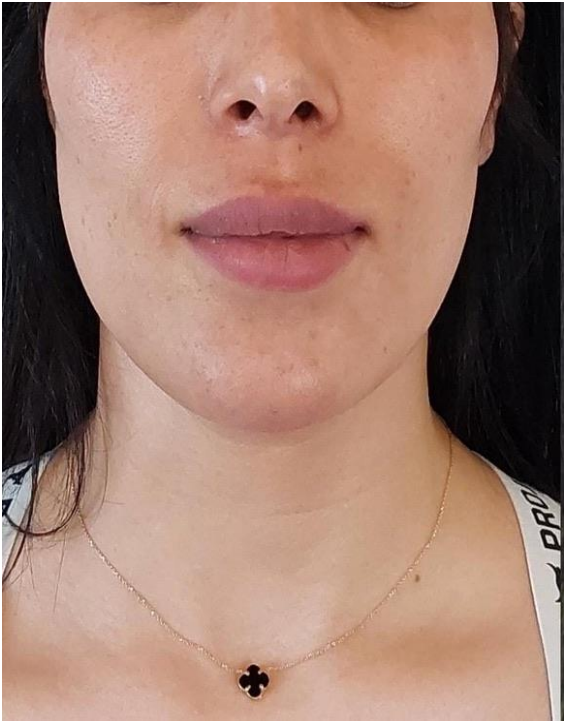
BEFORE



AFTER

CASE #18

PATIENT	N/A
TREATMENT	3 sessions of RF microneedling
PROTOCOL	Level: 8. Depth: 2-2.5 mm RF on time: 70 ms Delay time: 140 ms Insulated Needle Total number of shots 1000 (Full Face)
TIME AFTER TREATMENT	N/A
OBSERVED RESUTS	Significant improvement of acne scars and discoloration
REFERENCE	Courtesy of Dr. Zahide Eris, Turkeyie



BEFORE



AFTER

CASE #19

PATIENT	N/A
TREATMENT	2 sessions of RF microneedling
PROTOCOL	Level: 7. Depth: 2 mm RF on time:70 ms Delay time:140 ms Total shot 250 (Full Face) Insulated Needles
TIME AFTER TREATMENT	N/A
OBSERVED RESUTS	Significant improvement of acne and acne scars
REFERENCE	Courtesy of Dr. Zahide Eris, Turkeyie

BEFORE



AFTER

CASE #19

PATIENT	N/A
TREATMENT	2 sessions of RF microneedling
PROTOCOL	Level: 7. Depth: 2 mm RF on time:70 ms Delay time:140 ms Total shot 250 (Full Face) Insulated Needles
TIME AFTER TREATMENT	N/A
OBSERVED RESUTS	Significant improvement of acne and acne scars
REFERENCE	Courtesy of Dr. Zahide Eris, Turkeyie

BEFORE



AFTER

CASE #20

PATIENT	N/A
TREATMENT	2 sessions of RF microneedling
PROTOCOL	Level: 8. Depth: 2.5 mm RF on time: 50 ms Delay time: 100 ms 400 shots (Full Face) Non Insulated Needles
TIME AFTER TREATMENT	1 month
OBSERVED RESUTS	Significant improvement of deep acne scars
REFERENCE	Courtesy of Dr. Zahide Eris, Turkeyie

BEFORE



AFTER



CASE #21

PATIENT	N/A
TREATMENT	3 sessions of RF microneedling
PROTOCOL	Level: 7. Depth: 2 mm RF on time: 50 ms Delay time: 100 ms Number of shots: 700 Non Insulated Needle
TIME AFTER TREATMENT	N/A
OBSERVED RESUTS	Significant improvement of active acne and acne scars
REFERENCE	Courtesy of Dr. Zahide Eris, Turkeyie

BEFORE



AFTER

CASE #21

PATIENT	N/A
TREATMENT	3 sessions of RF microneedling
PROTOCOL	Level: 7. Depth: 2 mm RF on time: 50 ms Delay time: 100 ms Number of shots: 700 Non Insulated Needle
TIME AFTER TREATMENT	N/A
OBSERVED RESUTS	Significant improvement of active acne and acne scars
REFERENCE	Courtesy of Dr. Zahide Eris, Turkeyie

BEFORE



AFTER

CASE #22

PATIENT	N/A
TREATMENT	2 sessions of RF microneedling
PROTOCOL	Level: 7. Depth: 2 mm RF on time: 50 ms Delay time: 100 ms Total shots: 700 (Full Face) Non Insulated Needles
TIME AFTER TREATMENT	N/A
OBSERVED RESUTS	Significant improvement of acne and acne scars
REFERENCE	Courtesy of Dr. Zahide Eris, Turkeyie



BEFORE

AFTER

CASE #23

PATIENT	N/A
TREATMENT	2 sessions of RF microneedling
PROTOCOL	Level: 8. Depth: 2.5 mm RF on time: 70 ms Delay time: 140 ms Total 800 shots Insulated Needles
TIME AFTER TREATMENT	N/A
OBSERVED RESUTS	Significant improvement of acne and face contouring
REFERENCE	Courtesy of Dr. Zahide Eris, Turkeyie

BEFORE



AFTER



CASE #24

PATIENT	N/A
TREATMENT	1 session of RF microneedling
PROTOCOL	Level: 7. Depth: 2 mm RF on time:60 ms Delay time:120 ms Total 400 shots (full face) Non Insulated Needles
TIME AFTER TREATMENT	N/A
OBSERVED RESUTS	Significant improvement of acne
REFERENCE	Courtesy of Dr. Zahide Eris, Turkeyie



BEFORE



AFTER

CASE #25

PATIENT	N/A
TREATMENT	2 sessions of RF microneedling
PROTOCOL	Level: 8. Depth: 2,5-2 mm RF on time.: 60 ms Delay time: 120 ms Total number of shots: 600 (Full Face) Non Insulated Needles
TIME AFTER TREATMENT	N/A
OBSERVED RESUTS	Significant improvement of acne and acne scars
REFERENCE	Courtesy of Dr. Zahide Eris, Turkeyie

BEFORE



AFTER

CASE #25

PATIENT	N/A
TREATMENT	2 sessions of RF microneedling
PROTOCOL	Level: 8. Depth: 2,5-2 mm RF on time.: 60 ms Delay time: 120 ms Total number of shots: 600 (Full Face) Non Insulated Needle
TIME AFTER TREATMENT	N/A
OBSERVED RESUTS	Significant improvement of acne and acne scars
REFERENCE	Courtesy of Dr. Zahide Eris, Turkeyie

BEFORE



AFTER

CASE #26

PATIENT	N/A
TREATMENT	4 sessions of RF microneedling
PROTOCOL	Level: 8. Depth: 2,5-2 mm RF on time.: 60 ms Delay time: 120 ms Total number of shots: 600 (Full Face) Non Insulated Needle
TIME AFTER TREATMENT	N/A
OBSERVED RESUTS	Significant improvement of acne and acne scars
REFERENCE	Courtesy of Dr. Zahide Eris, Turkeyie

BEFORE



AFTER

CASE #26

PATIENT	N/A
TREATMENT	4 sessions of RF microneedling
PROTOCOL	Level: 8. Depth: 2,5-2 mm RF on time.: 60 ms Delay time: 120 ms Total number of shots: 600 (Full Face) Non Insulated Needle
TIME AFTER TREATMENT	N/A
OBSERVED RESUTS	Significant improvement of acne and acne scars
REFERENCE	Courtesy of Dr. Zahide Eris, Turkeyie

BEFORE



AFTER

CASE #27

PATIENT	N/A
TREATMENT	2 sessions of RF microneedling
PROTOCOL	Level: 8. Depth: 2 mm RF on time: 60 ms Delay time: 120 ms Total shots: 800 (Full Face) Non Insulated Needles
TIME AFTER TREATMENT	N/A
OBSERVED RESUTS	Significant improvement of pores and acne scars
REFERENCE	Courtesy of Dr. Zahide Eris, Turkeyie



BEFORE

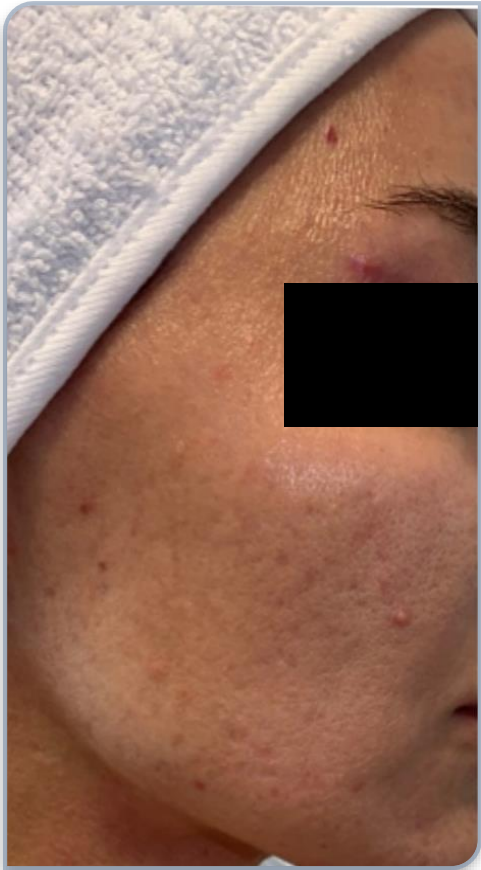


AFTER

CASE #28

PATIENT	N/A
TREATMENT	1 session of RF microneedling
PROTOCOL	Level: 7. Depth: 2mm RF on time: 50 ms Delay time: 100 ms Total 600 shots (Full Face) Non Insulated Needles
TIME AFTER TREATMENT	N/A
OBSERVED RESUTS	Please refer to B/A pictures
REFERENCE	Courtesy of Dr. Zahide Eris, Turkeyie

BEFORE



AFTER



CASE #29

PATIENT	N/A
TREATMENT	1 session of RF microneedling
PROTOCOL	Level: 7. Depth: 2 mm RF on time: 70 ms Delay time: 140 ms Total shots: 570 (Full Face) Non Insulated Needles
TIME AFTER TREATMENT	N/A
OBSERVED RESULTS	Please refer to B/A pictures
REFERENCE	Courtesy of Dr. Zahide Eris, Turkeyie



BEFORE

AFTER

CASE #57

PATIENT	N/A
TREATMENT	1 session of RF microneedling
PROTOCOL	Level: 8. Depth: 2,5-2 mm RF on time: 70 ms Delay time: 140 ms Total shots: 800 (Full Face) Non Insulated Needles
TIME AFTER TREATMENT	N/A
OBSERVED RESUTS	Significant improvement of acne scars
REFERENCE	Courtesy of Dr. Zahide Eris, Turkeyie

BEFORE



AFTER

CASE #57

PATIENT	N/A
TREATMENT	1 session of RF microneedling
PROTOCOL	Level: 8. Depth: 2,5-2 mm RF on time: 70 ms Delay time: 140 ms Total shots 800 (Full Face) Non Insulated Needles
TIME AFTER TREATMENT	N/A
OBSERVED RESUTS	Significant improvement of acne scars
REFERENCE	Courtesy of Dr. Zahide Eris, Turkeyie

BEFORE



AFTER

CASE #31

PATIENT	N/A
TREATMENT	1 session of RF microneedling
PROTOCOL	Level: 8. Depth: 2.2-2 mm RF on time: 60 ms Delay time: 110 ms Total shots 150 (Full Face) Non Insulated Needle
TIME AFTER TREATMENT	N/A
OBSERVED RESUTS	Significant improvement of acne
REFERENCE	Courtesy of Dr. Zahide Eris, Turkeyie

BEFORE



AFTER



CASE #32

PATIENT	N/A
TREATMENT	2 sessions of RF microneedling
PROTOCOL	Level: 9. Depth: 2 mm RF on time: 60 ms Delay time: 110 ms Total shots 500 (Full Face) Non Insulated Needle
TIME AFTER TREATMENT	N/A
OBSERVED RESULTS	As illustrated by the images
REFERENCE	Courtesy of Dr. Zahide Eris, Turkeyie

BEFORE



AFTER



CASE #33

PATIENT	Female, 20s
TREATMENT	1 session of RF microneedling
PROTOCOL	Level: 7. Depth: 1.2 mm RF on time: 70 ms Delay time: 120 ms Total shots: 350 (Full Face) Insulated Needles 49pin
TIME AFTER TREATMENT	1 month
OBSERVED RESUTS	As illustrated by the images
REFERENCE	Courtesy of HIRONIC Clinical Team



BEFORE

AFTER

CASE #33

PATIENT	Female, 20s
TREATMENT	1 session of RF microneedling
PROTOCOL	Level: 7. Depth: 1.2 mm RF on time: 70 ms Delay time: 120 ms Total shots 350 (Full Face) Insulated Needles 49pin
TIME AFTER TREATMENT	1 month
OBSERVED RESUTS	As illustrated by the images
REFERENCE	Courtesy of HIRONIC Clinical Team

BEFORE



AFTER

CASE #34

PATIENT	Male, 20s
TREATMENT	1 session of RF microneedling
PROTOCOL	Level: 7. Depth: 1.2 mm RF on time: 80 ms Delay time: 157 ms Total shots 350 (Full Face) Insulated Needle 49pin
TIME AFTER TREATMENT	1 month
OBSERVED RESUTS	Significant improvement of acne and flush
REFERENCE	Courtesy of HIRONIC Clinical Team



BEFORE



AFTER

CASE #34

PATIENT	Male, 20s
TREATMENT	1 session of RF microneedling
PROTOCOL	Level: 7. Depth: 1.2 mm RF on time: 80 ms Delay time: 157 ms Total shots 350 (Full Face) Insulated Needle 49pin
TIME AFTER TREATMENT	1 month
OBSERVED RESUTS	Significant improvement of acne and flush
REFERENCE	Courtesy of HIRONIC Clinical Team



BEFORE



AFTER

CASE #34

PATIENT	Male, 20s
TREATMENT	1 session of RF microneedling
PROTOCOL	Level: 7. Depth: 1.2 mm RF on time: 80 ms Delay time: 157 ms Total shots 350 (Full Face) Insulated Needle 49pin
TIME AFTER TREATMENT	1 month
OBSERVED RESUTS	Significant improvement of acne and flush
REFERENCE	Courtesy of HIRONIC Clinical Team



BEFORE



AFTER

CASE #35

PATIENT	Male, 20s
TREATMENT	2 sessions of RF microneedling
PROTOCOL	Level: 5. Depth: 0.5 mm RF on time: 60 ms Delay time: 110 ms Total shots 110 Insulated Needle 25pin
TIME AFTER TREATMENT	1 month
OBSERVED RESUTS	Significant improvement of scar and pigmentation
REFERENCE	Courtesy of HIRONIC Clinical Team



BEFORE



AFTER

CASE #36

PATIENT	Female, 20s
TREATMENT	2 sessions of RF microneedling
PROTOCOL	Level: 5. Depth: 0.5~1.3 mm RF on time: 70 ms Delay time: 120 ms Total shots 570 Insulated Needle 25pin
TIME AFTER TREATMENT	1 month
OBSERVED RESUTS	Significant improvement of acne and scars
REFERENCE	Courtesy of HIRONIC Clinical Team



BEFORE



AFTER

CASE #37

PATIENT	Male, 57s
TREATMENT	1 sessions of RF microneedling
PROTOCOL	Level: 6~7. Depth: 0.5~1.3 mm RF on time: 80 ms Delay time: 157 ms Total shots 400 Insulated Needle 25pin
TIME AFTER TREATMENT	1 month
OBSERVED RESUTS	Significant improvement of acne and scars
REFERENCE	Courtesy of HIRONIC Clinical Team



BEFORE



AFTER

CASE #37

PATIENT	Male, 57s
TREATMENT	1 sessions of RF microneedling
PROTOCOL	Level: 6~7. Depth: 0.5~1.3 mm RF on time: 80 ms Delay time: 157 ms Total shots 400 Insulated Needle 25pin
TIME AFTER TREATMENT	1 month
OBSERVED RESUTS	Significant improvement of acne and scars
REFERENCE	Courtesy of HIRONIC Clinical Team



BEFORE



AFTER

CASE #37

PATIENT	Male, 57s
TREATMENT	1 sessions of RF microneedling
PROTOCOL	Level: 6~7. Depth: 0.5~1.3 mm RF on time: 80 ms Delay time: 157 ms Total shots 400 Insulated Needle 25pin
TIME AFTER TREATMENT	1 month
OBSERVED RESUTS	Significant improvement of acne and scars
REFERENCE	Courtesy of HIRONIC Clinical Team



BEFORE



AFTER

CASE #38

PATIENT	N/A
TREATMENT	1 sessions of RF microneedling
PROTOCOL	Standard. Insulated Needles 25pin
TIME AFTER TREATMENT	N/A
OBSERVED RESUTS	Significant improvement of inflammatory acne
REFERENCE	Courtesy of HIRONIC Clinical Team



BEFORE



AFTER

CASE #38

PATIENT	N/A
TREATMENT	1 sessions of RF microneedling
PROTOCOL	Standard. Insulated Needles 25pin
TIME AFTER TREATMENT	N/A
OBSERVED RESUTS	Significant improvement of inflammatory acne
REFERENCE	Courtesy of HIRONIC Clinical Team



BEFORE



AFTER

CASE #39

PATIENT	N/A
TREATMENT	1 sessions of RF microneedling
PROTOCOL	Standard Insulated Needle 25pin
TIME AFTER TREATMENT	N/A
OBSERVED RESUTS	Significant improvement of inflammatory acne and deep scars
REFERENCE	Courtesy of HIRONIC Clinical Team



BEFORE



AFTER

CASE #40

PATIENT	N/A
TREATMENT	1 sessions of RF microneedling
PROTOCOL	Standard Insulated Needle 25pin
TIME AFTER TREATMENT	N/A
OBSERVED RESUTS	Significant improvement of pores and acne
REFERENCE	Courtesy of HIRONIC Clinical Team



BEFORE



AFTER

CASE #41

PATIENT	N/A
TREATMENT	1 sessions of RF microneedling
PROTOCOL	Standard Insulated Needle 25pin
TIME AFTER TREATMENT	N/A
OBSERVED RESUTS	Significant improvement of pores and acne
REFERENCE	Courtesy of HIRONIC Clinical Team



BEFORE



AFTER

CASE #42

PATIENT	N/A
TREATMENT	1 sessions of RF microneedling
PROTOCOL	Standard. Insulated Needles 25pin
TIME AFTER TREATMENT	N/A
OBSERVED RESUTS	Significant improvement of pores and acne
REFERENCE	Courtesy of HIRONIC Clinical Team



BEFORE



AFTER

SILKRO™ BEFORE / AFTER PORTFOLIO