

# FOOTWEAR

## CATALOG

April 2026

### *The Anatomy of a Therapeutic Shoe*

High and wide toe  
box for comfort

Customizable EVA insole for  
additional depth

Reinforced Heel for  
rearfoot support

Heat moldable heel for  
superior fit

Multi-density midsole for  
pronation control

Shank for torsional rigidity and  
enhanced stability





Apex creates the best therapeutic footwear on the market. Designed to be supportive, non-slip, and provide optimal comfort and stability. Foot health experts craft each shoe to alleviate painful foot conditions, arthritis, and diabetes.

## Table of Contents

Women’s Footwear.....	4
Athletic .....	4
Casual .....	7
Dress .....	8
Sandals .....	8
Men’s Footwear.....	9
Athletic .....	9
Casual .....	13
Dress .....	13
Boots .....	14
Other .....	15
Inserts .....	16

## Shoe Features

-  Light Weight
-  Balance Improvement
-  AFO Compatible
-  Extra Roomy
-  Removable Spacers
-  Slip Resistant
-  Narrow Available
-  Adjustable Heel
-  Water Resistant
-  Washable
-  Apex Conform Foam




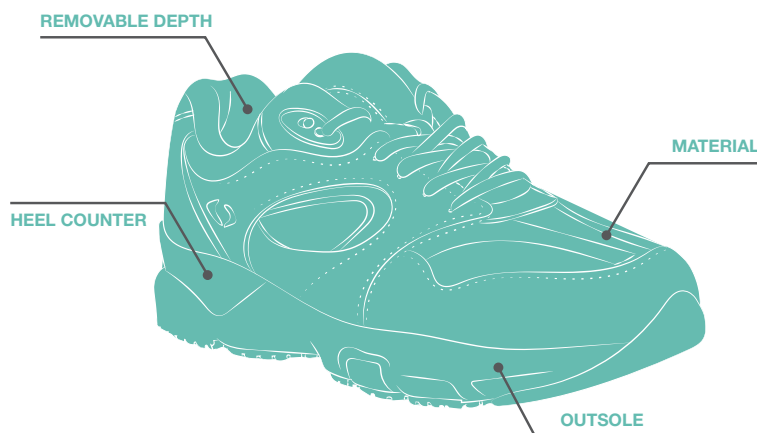
All styles are PDAC approved for HCPCS A5500



# Apex Footwear Collections Guide

Please look for icons to identify shoe features, styles and lasts.

	A A-Last	V V-Last	X X-Last	Ar Ariya	Ba Balance	B Biomechanical	C Conform	L Lexington	P Petals	S Stretchable
<b>REMOVABLE DEPTH</b>										
5/16" removable depth	●	●	●	●	●				●	
1/2" removable depth						●	●			●
1/4" removable depth								●		
<b>OUTSOLE</b>										
Rubber outsole for traction & stability	●	●	●							
SATRA tested slip-resistant rubber outsole									●	
Polyurethane midsole/outsole unit for stability & durability				●		●	●	●		●
<b>MATERIAL</b>										
Moisture-wicking polyester, antimicrobial mesh lining	●	●	●	●	●	●		●	●	
Breathable, open air mesh and leather upper	●	●	●							
Full-grain leather upper			●	●		●	●	●	●	
Apex Conform Foam Lined with removable conform orthotic 							●			
<b>HEEL COUNTER</b>										
Firm heel counter for optimal rearfoot control	●	●	●	●	●	●	●	●	●	
Firm, adjustable heel counter with hook and loop strap closure (AFO compatible)			●		●					
Heat moldable heel counter for custom fit	●	●	●	●	●	●	●	●	●	●
<b>ADDITIONAL FEATURES</b>										
High, wide toe box	●	●	●	●		●	●			
Soft padded collars	●	●	●	●	●	●	●	●	●	●



## WOMEN'S SHOE WIDTHS

4A X-Narrow	2A Narrow
B Medium	D Wide
2E X-Wide	4E XX-Wide

## MEN'S SHOE WIDTHS

2A X-Narrow	B Narrow
D Medium	2E Wide
4E X-Wide	6E XX-Wide

# WOMEN'S FOOTWEAR

Apex Women's active footwear styles are constructed to offer midfoot and rearfoot stability, pressure relief to the calcaneus, and shock attenuation for the foot and musculoskeletal system. The multiple removable layers, soft linings and wide last design offer protection, fitting flexibility, and the accommodation of orthotics and shoe modifications.

Often recommended for people with diabetes, arthritis or anyone seeking shoes for maximum comfort.

## Boss Runner

X521W



**Color:** Periwinkle  
**Sizes:** 4.5-11, 12, 13  
**Widths:** M, W, XW  
**Depth:** 5/16"

## Boss Runner

X527W



**Color:** Silver/Sea Blue  
**Sizes:** 4.5-11, 12, 13  
**Widths:** M, W, XW  
**Depth:** 5/16"

## Lace Walker

X801W



**Color:** Black  
**Sizes:** 4.5-11, 12, 13  
**Widths:** M, W, XW  
**Depth:** 5/16"

## Boss Runner

X525W



**Color:** Seafoam/Purple  
**Sizes:** 5-11, 12, 13  
**Widths:** M, X, W  
**Depth:** 5/16"

WOMEN'S ATHLETIC

WOMEN'S ATHLETIC

WOMEN'S ATHLETIC

WOMEN'S ATHLETIC

# WOMEN'S FOOTWEAR

## Reina Runner X529W



**Color:** Seafoam/Silver  
**Sizes:** 5-11, 12, 13  
**Widths:** M, X, W  
**Depth:** 5/16"

## Reina Runner X532W\*



\*Patented Lockdown™  
 Heel Strap Design



**Color:** Periwinkle  
**Sizes:** 4.5-11, 12, 13  
**Widths:** M, W, XW  
**Depth:** 5/16"

## Performance Athletic Sneaker P9000W



**Color:** Black  
**Sizes:** 6-11, 12, 13  
**Widths:** M, X, XW  
**Depth:** 5/16"

## Performance Athletic Sneaker P9200W



**Color:** Seafoam/Pink  
**Sizes:** 6-11, 12, 13  
**Widths:** M, W, XW  
**Depth:** 5/16"

## Knit Active Shoe A7000W



**Color:** Gray  
**Sizes:** 5-11, 12  
**Widths:** M, W, XW  
**Depth:** 5/16"

## Lace Walker V854W



**Color:** White/Periwinkle  
**Sizes:** 4.5-11, 12, 13  
**Widths:** M, W, XW  
**Depth:** 5/16"

WOMEN'S ATHLETIC

WOMEN'S ATHLETIC

WOMEN'S ATHLETIC

WOMEN'S ATHLETIC

WOMEN'S ATHLETIC

WOMEN'S ATHLETIC

# WOMEN'S FOOTWEAR

## Sierra Trail Runner

V753W



V  
V-Last

**Color:** Gray/Purple  
**Sizes:** 4.5-11, 12, 13  
**Widths:** M, W, XW  
**Depth:** 5/16"

## Knit Active Shoe

A7100W



V  
V-Last

**Color:** Navy  
**Sizes:** 5-11, 12  
**Widths:** M, W, XW  
**Depth:** 5/16"

## Lace Walker

X521W



X  
X-Last

**Color:** White  
**Sizes:** 4.5-11, 12, 13  
**Widths:** M, W, XW  
**Depth:** 5/16"

## Strap Walker

V952W



V  
V-Last

**Color:** White/Pink  
**Sizes:** 4.5-11, 12, 13  
**Widths:** M, W, XW  
**Depth:** 5/16"

## Double Strap Walker

G8010W



B  
Biomechanical

**Color:** Black  
**Sizes:** 4.5-11, 12, 13  
**Widths:** M, W, XW  
**Depth:** 1/2"

WOMEN'S ATHLETIC

WOMEN'S ATHLETIC

WOMEN'S ATHLETIC

WOMEN'S ATHLETIC

WOMEN'S ATHLETIC

# WOMEN'S FOOTWEAR

Moc Toe Loafer  
X2220W

X  
X-Last



**Color:** Tan  
**Sizes:** 5-11, 12, 13  
**Widths:** M, W, XW  
**Depth:** 5/16"

Moc Toe Loafer  
X2410W

X  
X-Last



**Color:** White  
**Sizes:** 5-11, 12, 13  
**Widths:** M, W, XW  
**Depth:** 5/16"

Balmoral  
X2320W

X  
X-Last



**Color:** Tan  
**Sizes:** 5-11, 12, 13  
**Widths:** M, W, XW  
**Depth:** 5/16"

Balmoral  
X2340W

X  
X-Last



**Color:** Navy  
**Sizes:** 5-11, 12, 13  
**Widths:** M, W, XW  
**Depth:** 5/16"

Blutcher  
Canvas Zip  
X2410W

X  
X-Last



**Color:** White  
**Sizes:** 5-11, 12, 13  
**Widths:** M, W, XW  
**Depth:** 5/16"

Blutcher  
Canvas Zip  
X2440W

X  
X-Last



**Color:** Navy  
**Sizes:** 5-11, 12, 13  
**Widths:** M, W, XW  
**Depth:** 5/16"

WOMEN'S CASUAL

WOMEN'S CASUAL

WOMEN'S CASUAL

WOMEN'S CASUAL

WOMEN'S CASUAL

WOMEN'S CASUAL

# WOMEN'S FOOTWEAR

Linda  
A830W



**Color:** Black  
**Sizes:** 5-11, 12, 13  
**Widths:** M, W, XW  
**Depth:** 5/16"

Lisa  
A330W



**Color:** Black  
**Sizes:** 5-11, 12, 13  
**Widths:** M, W, XW  
**Depth:** 5/16"

Closed  
Toe Sandals  
P2143W



**Color:** Gray/Blue  
**Sizes:** 5-11, 12, 13  
**Widths:** M, W, XW  
**Depth:** 5/16"

Closed  
Toe Sandals  
P2154W



**Color:** Sage/Burnt Orange  
**Sizes:** 5-11, 12, 13  
**Widths:** M, W, XW  
**Depth:** 5/16"

WOMEN'S DRESS

WOMEN'S DRESS

WOMEN'S SANDALS

WOMEN'S SANDALS



# MEN'S FOOTWEAR

Apex Men's active footwear styles are constructed to offer midfoot and rearfoot stability, pressure relief to the calcaneus, and shock attenuation for the foot and musculoskeletal system. The multiple removable layers, soft linings and wide last design offer protection, fitting flexibility, and the accommodation of orthotics and shoe modifications.

Often recommended for people with diabetes, arthritis or anyone seeking shoes for maximum comfort.

## Lace Walkers

X801M



**Color:** Black  
**Sizes:** 6.5-13, 14, 15  
**Widths:** M, W, XW  
**Depth:** 5/16"

## Lace Walkers

X821M



**Color:** White/Gray  
**Sizes:** 6.5-13, 14, 15  
**Widths:** M, W, XW  
**Depth:** 5/16"

## Boss Runner

X520M\*



\* Patented Lockdown™  
 Heel Strap Design



**Color:** Black  
**Sizes:** 6.5-13, 14, 15  
**Widths:** M, W, XW  
**Depth:** 5/16"

## Boss Runner

X521M



**Color:** Blue  
**Sizes:** 6.5-13, 14, 15  
**Widths:** M, W, XW  
**Depth:** 5/16"

MEN'S ATHLETIC

MEN'S ATHLETIC

MEN'S ATHLETIC

MEN'S ATHLETIC

# MEN'S FOOTWEAR

## Boss Runner

X523M



**Color:** Silver  
**Sizes:** 6.5-13, 14  
**Widths:** M, W, XW  
**Depth:** 5/16"

## Stealth Runner

V551M



**Color:** Blue  
**Sizes:** 6.5-13, 14, 15  
**Widths:** M, W, XW  
**Depth:** 5/16"

## Rhino Runner

X532M\*



\* Patented Lockdown™  
Heel Strap Design



**Color:** Blue  
**Sizes:** 6.5-13, 14, 15  
**Widths:** M, W, XW  
**Depth:** 5/16"

## Bungee

A5000M



Innovative bungee closure



**Color:** Black  
**Sizes:** 7-13, 14, 15  
**Widths:** M, W, XW  
**Depth:** 5/16"

## Athletic Lace Walker

V854M



**Color:** White/Blue  
**Sizes:** 6.5-13, 14, 15  
**Widths:** M, W, XW  
**Depth:** 5/16"

## Knit Active Shoe

A7000M



Innovative bungee closure



**Color:** Black  
**Sizes:** 7-13, 14, 15  
**Widths:** M, W, XW  
**Depth:** 5/16"

MEN'S ATHLETIC

MEN'S ATHLETIC

MEN'S ATHLETIC

MEN'S ATHLETIC

MEN'S ATHLETIC

MEN'S ATHLETIC

# MEN'S FOOTWEAR

Closed Toe Sandal     
P2160M V-Last



**Color:** Black  
**Sizes:** 7-13, 14, 15  
**Widths:** M, X, XW  
**Depth:** 5/16"

Closed Toe Sandal     
P2154M V-Last



**Color:** Sage/Burnt Orange  
**Sizes:** 7-13, 14, 15  
**Widths:** M, X, XW  
**Depth:** 5/16"

Sierra Trail Runner      
V751M X-Last



**Color:** Brown  
**Sizes:** 6.5-13, 14, 15  
**Widths:** M, W, XW  
**Depth:** 5/16"

Sierra Trail Runner      
V753M X-Last



**Color:** Gray/Blue  
**Sizes:** 6.5-13, 14, 15  
**Widths:** M, W, XW  
**Depth:** 5/16"

Double Strap Walkers      
X920M X-Last



**Color:** Black  
**Sizes:** 6.5-13, 14, 15  
**Widths:** M, W, XW  
**Depth:** 5/16"

Triple Strap Walker      
X903M X-Last



**Color:** Black  
**Sizes:** 6.5-13, 14, 15  
**Widths:** M, W, XW  
**Depth:** 5/16"

MEN'S ATHLETIC

MEN'S ATHLETIC

MEN'S ATHLETIC

MEN'S ATHLETIC

MEN'S ATHLETIC

MEN'S ATHLETIC

# MEN'S FOOTWEAR

Performance Athletic Sneaker  
P9000M



**Color:** Black  
**Sizes:** 6.5-13, 14  
**Widths:** M, X, XW  
**Depth:** 5/16"

Performance Athletic Sneaker  
P9100M



**Color:** Gray  
**Sizes:** 6.5-13, 14  
**Widths:** M, W, XW  
**Depth:** 5/16"

Strap Walker  
V952M



**Color:** White  
**Sizes:** 6.5-13, 14, 15  
**Widths:** M, W, XW  
**Depth:** 5/16"

Bungee Strap  
A6000M



**Color:** Black  
**Sizes:** 7-13, 14, 15  
**Widths:** M, W, XW  
**Depth:** 5/16"

Double Strap Walker  
G8210M



**Color:** Black  
**Sizes:** 6.5-13, 14, 15, 16  
**Widths:** M, W, XW, XXW  
**Depth:** 1/2"

Lace Walker  
G7000M



**Color:** Black  
**Sizes:** 6.5-13, 14, 15, 16  
**Widths:** M, W, XW  
**Depth:** 1/2"

MEN'S ATHLETIC

MEN'S ATHLETIC

MEN'S ATHLETIC

MEN'S ATHLETIC

MEN'S ATHLETIC

MEN'S ATHLETIC

# MEN'S FOOTWEAR

## Double Strap Walker

G8210M

**B** Biomechanical



**Color:** White  
**Sizes:** 6.5-13, 14, 15, 16  
**Widths:** M, W, XW, XXW  
**Depth:** 1/2"

## Moc Toe Loafer

X2250M

**X** X-Last



**Color:** Gray  
**Sizes:** 7-13, 14  
**Widths:** M, W, XW  
**Depth:** 5/16"

## Moc Toe Loafer

X2220M

**X** X-Last



**Color:** Tan  
**Sizes:** 7-13, 14  
**Widths:** M, W, XW  
**Depth:** 5/16"

## Classic Loafer\*

LT200M

**L** Lexington



\*Fully functional vamp opening for easy foot insertion.



**Color:** Black  
**Sizes:** 7-13, 14  
**Widths:** M, W, XW  
**Depth:** 1/4"

## Men's Boat Shoe

LT810M

**L** Lexington



**Color:** Dark Brown  
**Sizes:** 7-13, 14  
**Widths:** M, W, XW  
**Depth:** 3/8"

## Classic Cap Toe

LT600M

**L** Lexington



**Color:** Black  
**Sizes:** 7-13, 14  
**Widths:** M, W, XW  
**Depth:** 1/4"

MEN'S ATHLETIC

MEN'S CASUAL

MEN'S CASUAL

MEN'S CASUAL

MEN'S CASUAL

MEN'S DRESS

# MEN'S FOOTWEAR

## Classic Oxford

B3000M

**B** Biomechanical



**Color:** Black  
**Sizes:** 6.5-13, 14, 15, 16  
**Widths:** M, W, XW, XXW  
**Depth:** 1/2"

## Moc Toe Ariya

Y900M

**Ar** Ariya



**Color:** Black  
**Sizes:** 6.5-13, 14, 15  
**Widths:** M, W, XW  
**Depth:** 5/16"

## Classic Cap Toe

LT610M

**L** Lexington



**Color:** Brown  
**Sizes:** 7-13, 14  
**Widths:** M, W, XW  
**Depth:** 1/4"

## Logan

LT460M

**B** Biomechanical



**Color:** Brown  
**Sizes:** 7-13, 14  
**Widths:** M, W, XW  
**Depth:** 1/4"

## Hiking Boot

A4000M

**Ar** Ariya

Chukka Boot - Lace



**Color:** Black  
**Sizes:** 7-13, 14, 15  
**Widths:** M, W, XW  
**Depth:** 5/16"

## Hiking Boot

A4100M

**Ar** Ariya

Chelsea Boot - Side Zipper



**Color:** Brown  
**Sizes:** 7-13, 14, 15  
**Widths:** M, W, XW  
**Depth:** 5/16"

MEN'S DRESS

MEN'S DRESS

MEN'S DRESS

MEN'S BOOTS

MEN'S BOOTS

MEN'S BOOTS

# MEN'S FOOTWEAR

## Strap Boot B4200M

**B**   
Biomechanical



**Color:** Black  
**Sizes:** 6.5-13, 14, 15, 16  
**Widths:** M, W, XW  
**Depth:** 1/2"

## Lace Boot B4500M

**B**   
Biomechanical



**Color:** Black  
**Sizes:** 6.5-13, 14, 15, 16  
**Widths:** M, W, XW  
**Depth:** 1/2"

## Triple Strap 1209

**S**      
Stretchable

*\*Sold Individually (Rt or Lt)  
\*Not PDAC Verified*



**Color:** Black  
**Depth:** 1/2"  
**Sizes/Widths:**

**Women's:**  
**Wide:** 4.5/5-12.5/13  
**X-Wide:** 5.5/6-13.5/14  
**XX-Wide:** 5.5/6-14.5/15

**Men's:**  
**Med:** 5 -11.5/12  
**Wide:** 4.5/5-15.5/16  
**X-Wide:** 4.5/5-15.5/16

MEN'S BOOTS

MEN'S BOOTS

MEN'S OTHER

Apex

# CUSTOM DIABETIC INSERTS

PDAC verified for A5514

Bilam

EVA Base 45  
Durometer   
CDIEVPR (CU40668)



Soft, conform foam top cover and light-weight EVA base.

- Also available with 55 durometer EVA Base

Trilam

EVA Base 45  
Durometer   
CDIEVPR



Soft, conform foam top cover, extra cushion layer, and lightweight EVA base.

- Additional Layer of PPT for protection from shock and shear
- Also available with 55 durometer EVA Base

Apex

# HEAT MOLDABLE INSERTS

Apex Thermofothotics™ is a unique line of inserts designed to help protect the “at risk” patient with diabetes. Everything in the Thermofothotic line is completely heat moldable and features an Apex Conform Foam top cover for continuous protection and comfort.

PDAC verified for A5512

Anatomical Thermofothotics™  
EVA Base 

Fits all Apex Footwear  
Fuller fit across midfoot and arch  
40668



Multi-density orthotics feature a 1/8” Apex Conform Foam top cover for continuous protection and comfort. The 3/16” EVA (45 duro. Shore A - anatomical or contour shape) base is lightweight, durable and heat moldable.

Easy to trim and grind.

**Men's Sizes:** 6-12.5, 13, 14, 15, 16  
**Women's Sizes:** 4-10.5, 11, 12, 13

Contour Thermofothotics™  
EVA Base 

Fits All Apex Footwear and Other Brands  
1584



Apex

# CONFORM®

Prefabricated Insoles

Apex Conform Insoles are comfortable, lightweight orthotics that absorb shock and mold to your feet for unsurpassed comfort and protection.

Apex Conform  
Insoles   
40664



The Apex Conform Foam top cover conforms to accommodate pressure “hot” spots, making this insole recommended for diabetic and arthritic patients.

**Men's Sizes:** 6-16 (whole sizes only)  
**Women's Sizes:** 4-13 (whole sizes only)

Apex Conform  
Insoles with Gel   
40665



This insole features a state-of-the-art gel technology for extra protection at the areas most susceptible to pain. The Apex Conform Foam top cover conforms to accommodate pressure “hot” spots, making this insole ideal for diabetic and arthritic patients.


**Men's Sizes:** 6-16 (whole sizes only)  
**Women's Sizes:** 4-13 (whole sizes only)



# STEP INTO SOMETHING BETTER

Your Apex footwear deserves the perfect pair of socks.

Meet ROOMY Socks — designed for all-day comfort, breathability, and a fit that actually feels right.



Scan QR Code to Order Now





**CANADA**

Phone: 1-844-4-TOGCAN (844-486-4226)

Email: TOGCAN@OHI.NET

**USA**

Phone: 1-833-OHI-USA1 (833-644-8721)

Email: OHIUS@OHI.NET

The OHI Family of Brands

