

Information Page

This is a template for the "Primary School Year Visual Guide 2025 – 2026", to help your child adapt to the changes at the start of a new school year.

You can ask the school staff to help by asking for a walk through of the classroom or take pictures of certain information you believe is important to help your child adapt to their new year.



The blue headings will be a topic relating to the start of the new school year. When you see a black horizontal line, that is where you write the information related to the topic, for example you write down the date school starts on the line under "The first day of school will be..."


Example

*The first day of school
will be...*

1st of September 2025 at 8:40

The square with the blue outline is where you place the images related to the heading above it. There will be prompts inside the squares to help guide you on creating your own unique guide, such as (Insert image of the teacher here and write their name on the line below).


Example



Teacher's Name: _____

You can print out your visual guide to fill out the information and use it to help explain the who, what, when and where of the new school year to your child.

Welcome to




Name: _____

Primary School Year Visual Guide 2025 - 2026

The first day of school will be...

On that day I'll be going to...



My teacher
will be



(Image of teacher)

Teacher's Name: _____


My SNA will be



(Image of SNA)


SNA's Name: _____

When I get to
school I will go...




(Image of first direction to
classroom)

First direction:




(Image of second direction to
classroom)

Second direction:



(Image of third direction to
classroom)

Third direction:



(Image of fourth direction to
classroom)

Fourth direction:

This is the door of
my new classroom



(Image of classroom door)

This will be my
new classroom



(Image of classroom)

*This will be my seat
when it's class time*



(Image of table and seat)

*This will is where I
would put my bag*



(Image of cubbie)

When I enter class, I
will put my coat here



(Image of coat area)

When it's time for
line up, I will go here

(Image of line up)

*If I need a movement
break, this is where I go*

(Image of movement break)

*These will be my
sensory toys for school*

(Image of sensory toys)

When it is lunch
time, I will eat here



(Image of lunch area)

When it is break
time, I will play here



(Image of playground)

My safe foods for
school will be



(Image of safe food)

If I have any
questions, I will ask



(Image of teacher)

Teacher's Name: