

Information Page

This is a template for the "Secondary School Year Visual Guide 2025 – 2026", to help your child adapt to the changes at the start of a new school year.

You can ask the school staff to help by asking for a walk through of the classroom or take pictures of certain information you believe is important to help your child adapt to their new year.



The blue headings will be a topic relating to the start of the new school year. When you see a black horizontal line, that is where you write the information related to the topic, for example you write down the date school starts on the line under "The first day of school will be..."


Example

*The first day of school
will be...*

1st of September 2025 at 8:40

The square with the blue outline is where you place the images related to the heading above it. There will be prompts inside the squares to help guide you on creating your own unique guide, such as (Insert image of the teacher here and write their name on the line below).


Example



Teacher's Name:

You can print out your visual guide to fill out the information and use it to help explain the who, what, when and where of the new school year to your child. You can even print out multiple versions of pages relating to other subjects, such as Maths or English.

Welcome to




Name: _____


Secondary School Year Visual Guide 2025 - 2026

The first day of school will be...

On that day I'll be going to...



My Year Head
would be



(Image of year head)

Teacher's Name: _____

My Form Teacher
for the year will be



(Image of form teacher)

Teacher's Name: _____

My SNA for the
year will be



(Image of SNA)

SNA's Name: _____

If I have any
questions, I will ask



(Image of teacher)

Teacher's Name: _____

*This is my teacher
for this subject*



(Image of teacher)

Teacher's Name: _____

Subject: _____

*And this will be the
classroom I go to*



(Image of classroom)

Classroom Location: _____

*This will be where
my locker is*



(Image of locker room)

Locker Location:

*This will be where I
put my sports bag*



(Image of changing room)

Changing Room Location:
