

AzLE Portfolio E

EGP Money Market Fund

Investment Objective

The investment manager will maintain low - medium duration for the portfolio within the range of 140 – 150 days which should provide a competitive net of fees and tax overnight return. The portfolio will maintain its strong liquidity position which will help to meet volatile redemptions.

The portfolio will invest mainly in money market instruments with the aim to generate above average returns. Investments in money market instruments will be done through:

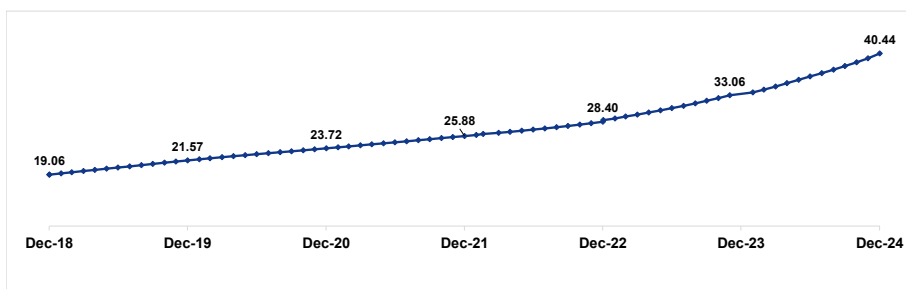
An active selection of a range of investments including treasury bills, sub-one year bonds and deposits.

Performance Overview

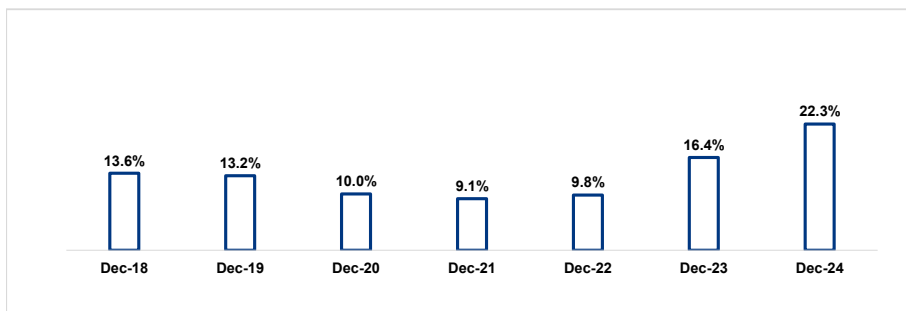
1.60%	Month To Date (MTD) ²	22.10%	Annualized Return ⁵
10.96%	Year To Date (YTD) ³	66.16%	3 Years Return
348.74%	Inception To date (ITD) ⁴	97.90%	5 Years Return

	NAV	Unit Price	Annualized EIR ⁶
Inception Amount	5.00 Mn.	10	-
Jun-25	1432.10 Mn.	44.87	12.28%

Unit price over 7 Years (EGP)



Y-O-Y Performance over 7 Years (%)



Economic Indicators

Headline Inflation (Y-o-Y)		Egyptian stock market (EGX 30)		International Reserves (\$Bn)		EGP/USD		Oil Prices (Brent Crude) \$	
May-25	16.80%	May-25	32,696.00	May-25	48.50	May-25	49.80	May-25	63.90
Jun-25	14.90%	Jun-25	32,858	Jun-25	50	Jun-25	50	Jun-25	68

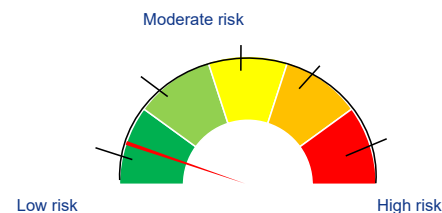
Disclaimer:

- Information herein is based on sources we believe to be accurate and reliable as at the date it was made. We reserve the right to revise any information herein at anytime without notice. No offer or solicitation to buy or sell securities and no investment advice or recommendation is made herein.
- Allianz Egypt total assets under management is approximately 44.8 Bn EGP as of 30 June -25.
- Unit Linked portfolios are managed by Allianz Egypt.
- Allianz UL Portfolios' Net Asset Value is confirmed by Fund Data (fund administration company), Allianz UL portfolios are audited by PWC.
- Allianz UL Portfolios are valued 4 times each month.

Footnotes :

- Investment Risk Level : Based on portfolio's guidelines and asset allocation.
 - MTD represents month over month return calculated as (end of current month unit price/ end of last month unit price) -1.
 - YTD represents Year To Date return calculated as (end of current month unit price / end of last year unit price) -1.
 - ITD represents return since inception (Jul'12) calculated as (end of current month unit price / inception unit price) -1.
 - Annualized Return represents annualized current monthly performance.
 - EIR : effective interest rate since Jul'12
- EIR represent average "inception to date" performance per year $(1+ITD)^{(365/(T1-T0))-1}$.
- (T1 : current month date , T0 inception date of the portfolio)

Investment risk Indicator¹



Portfolio Guidelines

- 100% in money market security
- Maximum tenure of any investment 13 months
- Average Duration 150 days

Portfolio Structure Open-Ended Fund

Investment Allocation (%)

