

AzLE Portfolio D

USD Balanced Fund

Investment Objective

The objective of the portfolio is to seek long term growth of the invested capital through investing in a low volatility and diversified portfolio of assets mainly denominated in US Dollars.

Fixed income investment strategy consists of an active selection of a range of instruments including securities, deposits, government and corporate bonds.

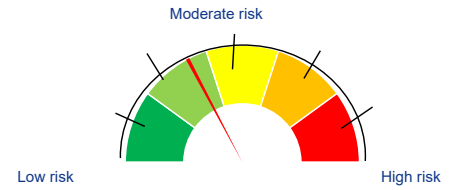
The portfolio will selectively diversify into blue-chip stocks with a medium-term horizon to enhance returns.

Performance Overview

0.25%	Month To Date (MTD) ²	11.70%	3 Years Return
3.70%	Year To Date (YTD) ³	2.26%	5 Years Return
229.87%	Inception To date (ITD) ⁴	26.32%	7 Years Return

	NAV	Unit Price	Annualized EIR ⁵
Inception Amount	0.05 Mn.	2.5	-
Nov-25	26.99 Mn.	8.25	5.06%

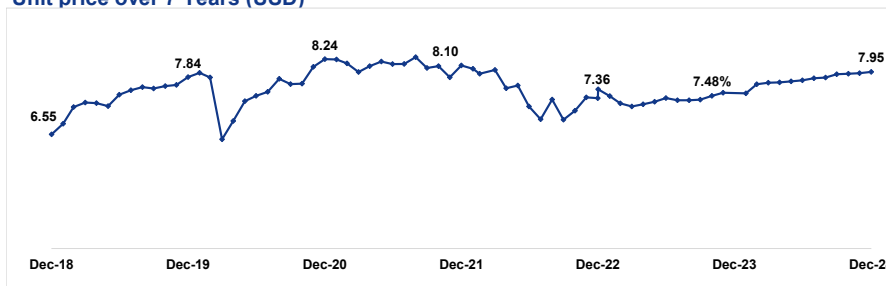
Investment risk Indicator¹



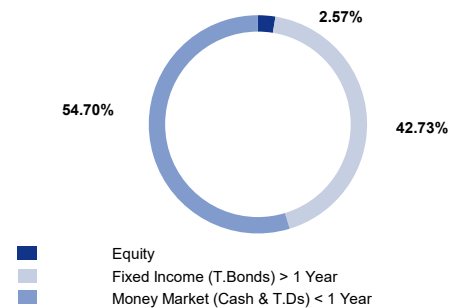
Portfolio Guidelines

0% - 30% In equity or equity mutual funds
70% - 100% In fixed income securities

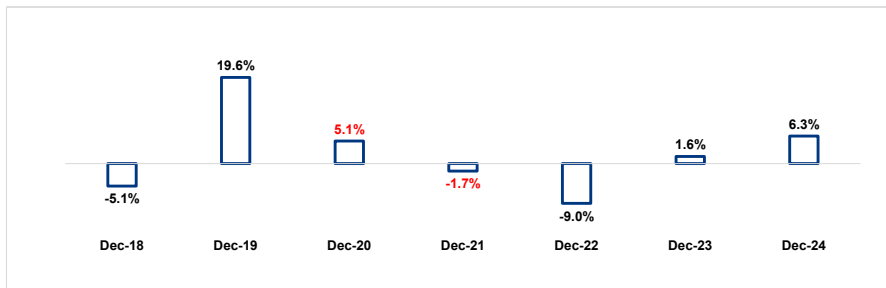
Unit price over 7 Years (USD)



Investment Allocation (%)



Y-O-Y Performance over 7 Years (%)



Sector Allocation - Equity (%)



Economic Indicators

Headline Inflation (Y-o-Y)		Egyptian stock market (EGX 30)		International Reserves (\$Bn)		EGP/USD		Oil Prices (Brent Crude) \$	
Oct-25	12.50%	Oct-25	38,267.80	Oct-25	50.07	Oct-25	47.37	Oct-25	65.07
Nov-25	12.30%	Nov-25	40,753.45	Nov-25	50.22	Nov-25	47.72	Nov-25	63.20

Disclaimer:

- The fund has EGP exposure
- Information herein is based on sources we believe to be accurate and reliable as at the date it was made. We reserve the right to revise any information herein at anytime without notice. No offer or solicitation to buy or sell securities and no investment advice or recommendation is made herein.
- Allianz Egypt total assets under management is approximately 43.38 Bn EGP as of 30 Nov-25.
- Unit Linked portfolios are managed by Allianz Egypt.
- Allianz UL Portfolios' Net Asset Value is confirmed by Fund Data (fund administration company), Allianz UL Portfolios are audited by PWC.
- Allianz UL Portfolios are valued 4 times each month.

Footnotes :

- Investment Risk Level : Based on portfolio's guidelines and asset allocation.
- MTD represents month over month return calculated as (end of current month unit price/ end of last month unit price) -1.
- YTD represents Year To Date return calculated as (end of current month unit price / end of last year unit price) -1.
- ITD represents return since inception (Oct'01) calculated as (end of current month unit price / inception unit price) -1.
- Annualized EIR : effective interest rate since Oct' 01

EIR represent average "inception to date" performance per year $(1+ITD)^{(365/(T1-T0))}-1$
(T1 : current month date , T0 inception date of the portfolio)