

AzLE Portfolio F

EGP Fixed Income Fund

Investment Objective

The objective of the portfolio is to maximize returns on invested capital through investing a balanced and diversified portfolio of short-medium term fixed income.

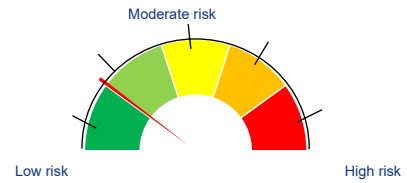
Investments in fixed income securities will focus on generating competitive interest rates and are denominated only in Egyptian pounds.

Performance Overview

0.75%	Month To Date (MTD) ²	71.30%	3 Years Return
5.34%	Year To Date (YTD) ³	97.82%	5 Years Return
242.06%	Inception To date (ITD) ⁴	151.44%	7 Years Return

	NAV	Unit Price	Annualized EIR ⁵
Inception Amount	10 Mn.	10	-
May-26	14,415.96 Mn.	34.21	14.01%

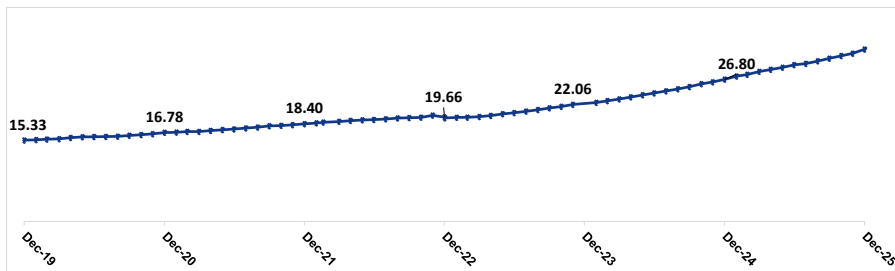
Investment risk Indicator¹



Portfolio Guidelines

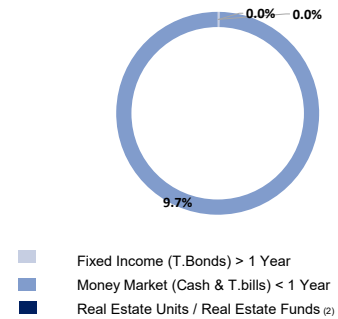
- 0% - 80% Treasury Bills and short term deposits, Skuk
- 0% - 20% Real estate funds / Real Estate Units
- 20% - 100% Medium-long term Treasury & Corporate bonds

Unit price over 7 Years (EGP)

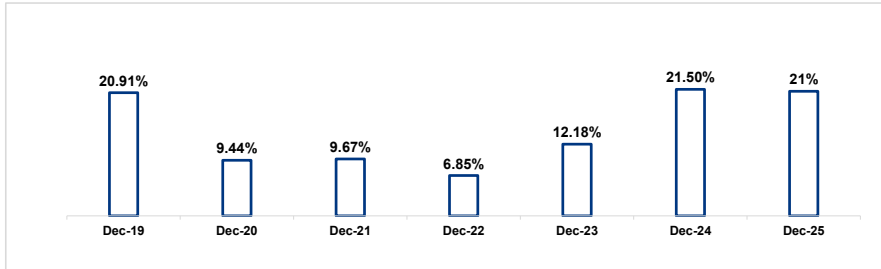


Portfolio Structure : Open-Ended Portfolio

Investment Allocation (%)



Y-O-Y Performance over 7 Years (%)



Economic Indicators

Headline Inflation (Y-o-Y)		Egyptian stock market (EGX 30)		International Reserves (\$Bn)		EGP/USD		Oil Prices (Brent Crude) \$	
Apr-26	14.90%	Apr-26	51,760.97	Apr-26	53.01	Apr-26	53.11	Apr-26	114.01
May-26	14.60%	May-26	52,658.75	May-26	53.13	May-26	52.38	May-26	92.05

Disclaimer:

- Information herein is based on sources we believe to be accurate and reliable as at the date it was made. We reserve the right to revise any information herein at anytime without notice. No offer or solicitation to buy or sell securities and no investment advice or recommendation is made herein.
- Allianz Egypt total assets under management is approximately 56.81 Bn EGP as of 31 May-25.
- Unit Linked portfolios are managed by Allianz Egypt.
- Allianz UL Portfolios' Net Asset Value is confirmed by Fund Data (fund administration company), Allianz UL Portfolios are audited by PWC.
- Allianz UL Portfolios are valued 4 times each month.

Footnotes :

- Investment Risk Level : Based on portfolio's guidelines and asset allocation.
- The Portfolio acquired real estate commercial units with a minimum guarantee 17% that has a minimum guaranteed IRR 17% .
- MTD represents month over month return calculated as (end of current month unit price/ end of last month unit price) -1.
- YTD represents Year To Date return calculated as (end of current month unit price / end of last year unit price) -1.
- ITD represents return since inception (Jan'17) calculated as (end of current month unit price / inception unit price) -1.
- Annualized EIR : effective interest rate since Jan'17
EIR represent average "inception to date" performance per year $(1+ITD)^{(365/(T1-T0))}-1$
(T1 : current month date , T0 inception date of the portfolio)