



Waipapa
Taumata Rau
University
of Auckland

English Language Academy (ELA)





04	Aotearoa, New Zealand	15	Academic English
05	Tāmaki Makaurau, Auckland	16	General English
06	Waipapa Taumata Rau, University of Auckland	17	Cambridge CELTA
07	why study at ELA?	18	Group programmes
08	Timetable	19	Pearson testing
09	English course levels	20	Student support
10	Undergraduate pathway programmes	21	Accommodation and social activities
12	Postgraduate pathway programmes	22	Essential information



Nau mai, haere mai The University of Auckland English Language Academy welcomes you

As New Zealand's leading university-operated English language centre, ELA is closely connected to the academic life of the University of Auckland. Our programmes are designed to support students as they begin their university studies, and our long-standing record reflects a strong focus on academic readiness, progression, and success. Studying at ELA means becoming part of a university that is consistently ranked among the world's top 100.

At the centre of our work is a commitment to developing students as confident, globally competent communicators. Our courses strengthen academic English, communication skills, and critical literacy, helping students participate fully in university learning and engage effectively in international and professional environments. This learning is supported by a highly experienced teaching team who understand both language development and the expectations of study in a New Zealand tertiary setting.

Learning at ELA extends beyond the classroom. Students are encouraged to take an active role in the academic community, learn alongside peers from a wide range of linguistic and cultural backgrounds, and make the most of the wider opportunities available at the University of Auckland. These experiences play an important role in students' academic and personal development.

We look forward to welcoming you to the English Language Academy and supporting your pathway into university study.



PAUL O'FARRELL
Director – English Language Academy




Aotearoa, New Zealand

New Zealand is a modern, English-speaking country with a rich culture, known internationally for its beautiful natural landscapes and the culture of its native Māori people.

Located in the South Pacific Ocean about 2,200km east of Australia, New Zealand has two main islands – the North Island and the South Island. Similar in size and shape to the United Kingdom or Japan, New Zealand has a relatively small population of around 5 million people, making it one of the least crowded countries in the world.

New Zealand has been strongly influenced by Māori culture, its historic links as a British colony and by more recent migration mainly from Asia and Pacific Island nations. New Zealand people have a reputation for being warm, welcoming and friendly to visitors.



New Zealand quick facts

Climate: New Zealand has four seasons but extremes of temperature are unusual. Temperatures in Auckland range from an average of 20°C in summer (December to March) to 11°C in winter (June to August).

Largest city: Auckland (population 1.7 million)

Capital: Wellington

Diverse people: Auckland is New Zealand's most multicultural region, with people of European, Asian, Pacific, and Māori descent.

Population: Approximately 5 million

Official languages: English & Māori

Currency: New Zealand dollar



New Zealand
is one of the most peaceful countries in the world.


Tāmaki Makaurau, Auckland



ELA is located on the University of Auckland's City Campus, in the centre of Auckland city.

Auckland's location next to two harbours means you can enjoy living in a large, cosmopolitan city, but still be close to beautiful beaches, nature walks and peaceful islands. Kayaking on the harbour in the morning and hiking through green forests in the afternoon are typical Auckland experiences.

Auckland boasts great cafés, restaurants, bars, theatres, galleries, museums, excellent shopping and colourful Pacific and Asian cultural influences.



Auckland quick facts

Population: approximately 1.70 million
Largest city: Auckland (population 1.7 million)

Auckland: is New Zealand's largest city and economic centre

Ranked in the Top 10 Most Liveable Cities in the World¹



1. Economist Intelligence Unit (EIU) Global Liveability Index (www.eiu.com/n/global-themes/liveability-index)

Waipapa Taumata Rau, University of Auckland



Quick facts

Established: 1883

Ranking: 65th in the world²

Students: over 40,000

International students: approx. 8,000

Faculties: Arts and Education, Business, Engineering and Design, Law, Medical & Health Sciences, Science.

Range of programmes

The University offers 160 programmes from Bachelor's level to PhD, including both research and coursework-based Master's programmes, and short-term Study Abroad programmes.

student advisors and an award-winning career development and employment service.

Students may continue to work on their English skills through the University's English Language Enrichment service, with free access to online and on-campus resources.

Careers, English and student support

The University provides extensive support services, including dedicated international

Employment prospects

University of Auckland graduates are highly regarded by employers around the world.



1. QS World University Rankings 2025 (www.topuniversities.com/world-university-rankings?page=2)

Why study at ELA?



Global reputation

Choose to study at the English language school of the University of Auckland, a world top 100 university and the leading university in New Zealand. The University of Auckland's English Language Academy (ELA) was established over 25 years ago by world-renowned linguist Professor Emeritus Rod Ellis. Since then, ELA has guided tens of thousands of students on their journey to becoming globally competent communicators.

Teaching excellence

Learn from highly qualified and experienced teachers. ELA employs experienced teachers with degrees and TESOL qualifications, all dedicated to helping you reach your goals. ELA teachers use a communicative language teaching approach, where interaction and communication are the main aims of study.

Lessons involve active learning through pair and group work, with teachers facilitating communication and providing every opportunity to practise your language skills.

Facilities and support

- Dedicated Student Experience Team offering pastoral care and accommodation support
- Study Centre
- Pre-arrival guidance and support
- Exciting social, sporting, and cultural activities

International connections

- Meet, make friends and learn English with people from around the world. Each year ELA welcomes students from more than 30 countries into our English language courses.

- Direct pathways into New Zealand's top tertiary institutions
- Meet the English language requirements for entry to programmes at the University of Auckland and other New Zealand tertiary institutions.

Accreditation and partnerships

ELA courses are approved by the University of Auckland. As an English test and teacher training centre, we hold:

- Registration by Cambridge Assessment English as an approved administration centre for the Teaching Knowledge Test (TKT) .
- Registration by Pearson Inc. as an approved Pearson Test of English Academic (PTE Academic) centre.
- Membership of English New Zealand.



Timetable

You will be placed in either the Morning Session or Afternoon Session depending on your level of English. All students receive 20 hours of tuition per week. Students at higher levels of General English and Academic English have two hours of elective classes per day, while students at lower levels focus on building their key language foundations in the second class. Students choose their elective classes upon arrival at ELA. Maximum class size for Academic English and University Pathway Programmes is 18, with the exception being additional input sessions in Summer School which are delivered in lecture format to larger groups. For CELTA, maximum class size is 12, and for other programmes, it is 20.

Morning session 8.15am - 12.30pm

MONDAY TO FRIDAY

- Class 8.15 - 10.15am
- Elective 10.30am - 12.30pm

Afternoon session 1 - 5.15pm

MONDAY TO FRIDAY

- Class 1 - 3pm
- Elective 3.15 - 5.15pm



English course levels



If you are applying to study at university in New Zealand, you will need to provide evidence of your English language proficiency. You can demonstrate this by successfully completing an ELA pathway course. The table below shows the comparable IELTS scores for ELA courses. For admission to a university programme, please note that some undergraduate and postgraduate degrees have higher requirements.

ENGLISH LANGUAGE PATHWAYS TO UNIVERSITY						
ENTRY IELTS EQUIVALENT	EXIT IELTS EQUIVALENT	UNDERGRADUATE UNIVERSITY PATHWAYS		POSTGRADUATE UNIVERSITY PATHWAYS		COURSE LEVEL
6.0	6.5			30 weeks FCertEAP Plus (Extended)	20 weeks FCertEAP PG (Standard)	10 weeks EPPS (Accelerated)
5.5	6.0	20 weeks FCertEAP (UG) (Standard)	10 weeks EPUS (Accelerated)			Academic English EAP2 (10 weeks)
5.0	5.5				Academic English EAP1 (10 weeks)	
4.5	5.0	Academic English EAPIntro (10 weeks)				

Minimum entry requirements

You will receive an online replacement test during your application process so we can access your skills and place you at the right level. A recent IELTS, PTE Academic, or TOEFL iBT score may be given as evidence of level, but if there is a significant difference between this and the placement test score, the Academic English manager will determine the appropriate level. If you are below the level required for Intro to EAP, your enrolment will be changed to General English to build your language foundations.

IELTS	PTE Academic	TOEFL iBT	CEFR	General English	Academic English	TESOL (TKT)
6.0	50	4.0	B2+	Advanced	EAP 3	
5.5	42	3.5	B2	Upper Intermediate	EAP 2	TESOL (TKT)
5.0	36	3.0	B1+	Intermediate	EAP 1	
4.5	29	2.5	B1	Intermediate	Intro to EAP	
4.0			A2	Pre-Intermediate		
3.5			A1+	Elementary		

Undergraduate pathway programmes

ELA's undergraduate pathways prepare students for university studies through English.

These are direct entry programmes. This means that when you successfully complete them with the required grade, you will meet the English language requirements for entry to the University of Auckland and a range of other tertiary institutions in New Zealand. IELTS One Skill Retake is now being accepted by the University of Auckland. For more information, visit IELTS One Skill Retake.

FCertEAP (UG)

FCertEAP (UG) for Undergraduate Studies (20 weeks) is for students:

- who hold a conditional offer for undergraduate study at the University of Auckland or other New Zealand tertiary institutions, and
- who do not meet the English language requirements for their university study

Students who successfully complete this programme with the required grade, will meet the English language requirements for university study.

Students in this pathway programme will build on their current level of academic English and be well prepared for their undergraduate studies.

Course length

20 weeks (17-week courses commence in September and November)

Total hours

400 hours

Entry requirements

Students who meet the required overall IELTS, PTE Academic, or TOEFL iBT score for FCert EAP (UG), but are below the required level in one skill only, may be eligible to sit an ELA Placement Test. This option is available only to students who hold a conditional offer for a undergraduate programme at the University of Auckland.

Entry to the FCert EAP (UG) is determined by the result of the ELA Placement Test.

EPUS

EPUS (10 weeks) is for students:

- who hold a conditional offer for undergraduate study at the University of Auckland or other New Zealand tertiary institutions, and,
- who have narrowly missed the English language requirements

Students who successfully complete this programme with the required grade, will meet the English language requirements for university study.

This short intensive programme focuses on developing the language proficiency and academic literacy needed for undergraduate studies through English.

Course length

10 weeks (an accelerated 7-week EPUS is available in November)

Total hours

200 hours

Entry requirements

Please check the ELA undergraduate pathway programmes minimum entry requirements table on page 11.



“

I enjoyed school-organised activities like hiking trips, and campus tours. Joining these events helped me make new friends.

One of my favorites was Meet2Chat, where we practiced English through fun discussions with local university students. I believe choosing ELA was a good decision. Though you might encounter several challenges as you study abroad, I'm sure you can get over them with great support from teachers and staff.”



Airi – Pathway (Undergraduate)



Programme options:

- **FCertEAP (UG) for Undergraduate Studies**
(20 weeks / 400 hours)
- **EPUS (English Pathway for Undergraduate Studies)**
(10 weeks / 200 hours)



ELA UNDERGRADUATE PATHWAY PROGRAMMES MINIMUM ENTRY REQUIREMENTS								
	UOA REQUIREMENTS		EPUS			FCertEAP (UG)		
IELTS	OVERALL	MINIMUM BAND SCORE	OVERALL	WRITING	OTHERS	OVERALL	WRITING	OTHERS
	6.0	5.5	5.5	5.5	5.0			
	6.5	6.0	6.0	6.0	5.5	5.0	5.0	4.5
	7.0	6.5	6.5	6.5	6.0			
TOEFL-iBT	OVERALL	WRITING SCORE	OVERALL	WRITING	OTHERS	OVERALL	WRITING	OTHERS
	4.0	4.0	3.0	3.0	3.0	3.0	3.0	3.0
	4.5	4.5	4.0	4.0	4.0			
PTE-A	OVERALL	MINIMUM COMMUNICATIVE SKILLS SCORE	OVERALL	WRITING	OTHERS	OVERALL	WRITING	OTHERS
	50	42	42	42	36			
	58	50	50	50	42	36	36	29
	65	58	58	58	50			
ELA Test*			N/A			minimum CEFR B1+		

*Please check the entry requirements for FCertEAP (UG) on page 10.

Postgraduate pathway programmes

These programmes prepare students for postgraduate study and also provide direct entry pathways when completed with the required grade.

These are direct entry programmes. This means that when you successfully complete them with the required grade, you will meet the English language requirements for entry to the University of Auckland and a range of other tertiary institutions in New Zealand. IELTS One Skill Retake is now being accepted by the University of Auckland. For more information, visit IELTS One Skill Retake.

FCertEAP Plus

FCertEAP Plus for Postgraduate Studies (30 weeks) is for students:

- who hold a conditional offer for postgraduate study at the University of Auckland or other New Zealand tertiary institutions, and,
- who do not meet the English language requirements for their university study

Students who successfully complete this programme with the required grade will meet the English language requirements for postgraduate university study. This extended programme (Academic English + FCertEAP) will help students develop the most important skills needed to succeed in their postgraduate studies through English.

Course length

30 weeks (27-week courses commence in June, September, and November)

Total hours

600 hours

Entry requirements

Please refer to the ELA postgraduate pathway programmes minimum entry requirements table on page 14 for more information.

FCertEAP (PG)

FCertEAP (PG) for Postgraduate Studies (20 weeks) is for students:

- who hold a conditional offer for postgraduate study at the University of Auckland or other New Zealand tertiary institutions, and,
- who do not meet the English language requirements for their university study

Students who successfully complete this programme with the required grade will meet the English language requirements for university study. Students in this pathway programme will build on their current level of academic English and be well prepared for their postgraduate studies through English.

Course length

20 weeks (17-week courses commence in September and November)

Total hours

400 hours

Entry requirements

Please refer to the ELA postgraduate pathway programmes minimum entry requirements table on page 14 for more information.



Watch
Video Profile

“

Academic English courses are well designed to improve students' overall English skills and arm you essential competencies which will benefit your university study. Through my study at ELA, I entered the Master of Professional Accounting Programme at the University of Auckland and graduated with distinction. I hope that my experience can give you some ideas and I can say that the ELA is the best place to learn English in New Zealand.”



Jenny Liang – Pathway (Postgraduate)



Programme options:

- **FCertEAP (PG) Plus for Postgraduate Studies**
(30 weeks / 600 hours)
- **FCertEAP for Postgraduate Studies**
(20 weeks / 400 hours)
- **EPPS (English Pathway for Postgraduate Studies)**
(10 weeks / 200 hours)

EPPS

EPPS (10 weeks) is for students:

- who hold a conditional offer for postgraduate study at the University of Auckland or other New Zealand tertiary institutions, and,
- who have narrowly missed the English language requirements

Students who successfully complete this programme with the required grade, will meet the English language requirements for university study. This short intensive programme focuses on developing the language proficiency and academic literacy needed for postgraduate studies through English.

Course length

10 weeks (an accelerated 7-week EPPS is available in November)

Total hours

200 hours

Entry requirements:

An overall academic IELTS 6.0 or 6.0 in writing and no other band lower than 5.5, or an equivalent score. Please refer to the ELA postgraduate pathway programmes minimum entry requirements table on page 14 for more information.

EPPS Online

EPPS Online (10 weeks) is a flexible online version of the English Pathway for Postgraduate Studies, designed for students:

- who hold a conditional offer for postgraduate study at the University of Auckland, and
- who have narrowly missed the English language requirements.

Delivered fully online, this programme allows you to begin your English pathway from your home country, reducing initial living costs and easing the impact of potential visa delays. It provides a supportive and academically focused environment for students who wish to develop the language proficiency and academic literacy required for postgraduate study.

Throughout the 10-week programme, students build confidence in key academic skills, including research techniques, essay writing, notetaking, critical reading, and presentation skills.

Students who successfully complete EPPS Online with the required grade will meet the University's English language entry requirements for most postgraduate programmes, enabling a seamless transition to further study.


Course length

10 weeks

Entry requirements

An overall academic IELTS 6.0 or 6.0 in writing and no other band lower than 5.5, or an equivalent score. Please refer to the ELA postgraduate pathway programmes minimum entry requirements table on page 14 for more information.





“

I finished ELA's Online EPPS course. I find the writing component especially valuable for future postgraduate study, as the course taught me how to structure academic papers, cite correctly, and locate reliable research sources. The constant listening and speaking practice also help me improve daily communication skills.”

 Ziyuan Zhao

ELA POSTGRADUATE PATHWAY PROGRAMMES MINIMUM ENTRY REQUIREMENTS

IELTS	UOA REQUIREMENTS		FCertEAP PLUS ¹			FCERTEAP (PG) ²			EPPS/ONLINE EPPS		
	OVERALL	MINIMUM BAND SCORE	OVERALL	WRITING	OTHERS	OVERALL	WRITING	OTHERS	OVERALL	WRITING	OTHERS
	6.5	6.0	5.0	5.0	4.5	5.5	5.5	5.0	6.0	6.0	5.5
	7.0	6.5							6.5	6.5	6.0
TOEFL-IBT	OVERALL	WRITING SCORE	OVERALL	WRITING	OTHERS	OVERALL	WRITING	OTHERS	OVERALL	WRITING	OTHERS
	4.5	4.5	3.0	3.0	3.0	3.5	3.5	3.5	4.0	4.0	4.0
	5.0	5.0							4.5	4.5	4.5
PTE-A	OVERALL	MINIMUM COMMUNICATIVE SKILLS SCORE	OVERALL	WRITING	OTHERS	OVERALL	WRITING	OTHERS	OVERALL	WRITING	OTHERS
	58	50	60	18	12	42	42	36	50	50	42
	65	58							58	58	50
ELA Test*			minimum CEFR B1+			minimum CEFR B2-			N/A		

1. Students who do not meet the FCertEAP (Plus) requirements may apply and receive an offer for three blocks (30 weeks) of Academic English. Students may then be offered entry to the FCert EAP Plus based on their result in the ELA Placement Test.

2. Students who meet the required overall IELTS, PTE Academic, or TOEFL iBT score for FCert EAP (PG), but are below the required level in one skill only, may be eligible to sit an ELA Placement Test. This option is available only to students who hold a conditional offer for a postgraduate programme at the University of Auckland. Entry to the FCert EAP (PG) is determined by the result of the ELA Placement Test.





Academic English will help you improve your English language skills to prepare you for study success at university. This course provides you with opportunities to develop your independent learning strategies and individual needs in listening, speaking, reading and writing.

If you wish to improve your IELTS band score, you may choose to tailor your Academic English course with a preparation elective class.

If you wish to improve your English for future tertiary studies, you may choose to tailor your Academic English course with a university preparation skills elective class or an English for IELTS elective class (subject to availability).

Course length

Students can take more than one block of 10 weeks depending on their needs. Each block is 10 weeks; except Summer School, which is 7 weeks.

Entry requirements

You will receive an online replacement test during your application process so we can assess your skills and place you at the right level. There are three levels of English for Academic Purposes (EAP) offered.

Academic English levels

A recent IELTS, PTE Academic, or TOEFL iBT score may be given as evidence of level, but if there is a significant difference between this and the placement test score, the Academic English manager will determine the appropriate level for the student. If you are below the level required for Introduction to English for Academic Purposes, your enrolment will be changed to the General English course to build your language foundations.



Watch
Video Profile

“

The ELA courses have helped me improve my academic English skills such as listening to a lecture or writing an essay. I could improve these skills, and I will be able to use them for future lessons at university. If you want to study in New Zealand, I strongly recommend ELA to you. No doubt that your English will be improved, but the most important thing is to prepare for the enjoyment that you will experience here at ELA and in Auckland. Teachers are so kind and always help you. Your journey at ELA and Auckland will be a great time in your life.”

 **Rui Urahama** – Academic English

General English

General English will help you improve your ability to communicate in English in social and work situations and progress to other ELA courses.

The course focuses on the development of communication skills with a balance of speaking, listening, reading and writing tasks. You will learn through class activities, individual, pair and small group work.

From Intermediate level, you can choose an elective to focus on a particular subject or skill in order to tailor your course to meet your learning goals. The elective classes are dependent on level and student demand. They may include: Communication Skills, Business English and IELTS preparation.

Course length

Flexible; minimum enrolment of 3 weeks. 20 hours per week.



Watch
Video Profile

“

My experience here has been fantastic, and I have found my teachers and classmates to be extremely friendly and supportive. The ELA courses have greatly improved my English skills and boosted my confidence in using the language.”



Sutaporn Meephom

Entry requirements

You will receive an online replacement test during your application process so we can assess your skills and place you at the right level.

General English levels:

- Advanced (CEFR B2+)
- Upper Intermediate (CEFR B2)
- Intermediate (CEFR B1)
- Pre-Intermediate (CEFR A2)
- Elementary (CEFR A1+)





The Cambridge Certificate in Teaching English to Speakers of Other Languages (CELTA) is the most widely recognised qualification for those entering the field of teaching English as a foreign language. It is recognised by language schools around the world.

This qualification provides the skills needed to begin a career teaching English as a foreign language and makes finding work in a language school easier.

Face-to-Face course:

4 weeks (full time); 10 weeks (part time)

Entry requirements:

- Native or near-native level of English
- Completion of language awareness task and interview



Watch
Video Profile



The ELA CELTA course has helped me immensely. The course has helped me develop my skills in an environment that is supportive and challenging. I developed my lesson planning skills, classroom management skills and language skills. I like the input sessions with the teacher trainers the most. I learned a lot about the purpose of teaching. It was extremely engaging as I was able to communicate with them and other teacher trainees. Furthermore, it left such an impact on me that I was able to naturally apply the knowledge to my lessons."



Nisara Chatsunthornwong

Group programmes



“

During the class, the teacher plays a variety of interesting games, allowing us to learn through play. Throughout the lesson, the teacher maintains high-energy interaction with us, and everyone feels valued. The group discussions are both enjoyable and engaging.”

 Haimo Yang from Hangzhou Normal University

Each year the ELA welcomes groups of students from around the world, usually coming from a university, organisation or government body. Group courses can be catered to the institution's needs and can include integrating students into a General English course or a closed group course or a combination of both.

General English group courses

Students are integrated into different classes according to their English level. They are given the opportunity to meet and study with other students from a range of backgrounds.

Closed group courses

Closed group courses only contain members of the participating university or organisation. They have an intensive focus on English for Specific Purposes.

Examples of closed group courses include:

- General English
- ELA & Study Abroad at the University of Auckland
- New Zealand Cultural Understanding
- Business English
- Teacher Development
- English for Academic Staff

Proposals for group courses can be provided on request.

Group optional excursions

Optional weekday or weekend excursions are available and can be booked in advance and included in the quotation.

Options include:

- Auckland War Memorial Museum (Māori Cultural Experience)
- Hobbiton (Lord of the Rings) movie set tour
- Horse-riding and cultural activities
- Weekend trip to Rotorua and Waitomo
- Coromandel Peninsula (Hot Water Beach)
- All Blacks Experience or Wētā Unleashed at Sky City



Photo: Matt Crawford



The Pearson Test of English Academic (PTE Academic) is an internationally leading computer-based English test recognised for study abroad, pathways to universities and immigration.

Why take a PTE Academic test?

Fast

- Book your test in as little as 24 hours in advance
- Online results in approximately five business days

Flexible

- Tests are held throughout the year, so you can choose a time that suits you

Approved

- Approved by New Zealand and Australian Governments for visa applications
- Accepted by the University of Auckland and many organisations in New Zealand, Australia, the UK, USA, Canada and Ireland

Secure

- Candidate test answers are highly secure with Pearson's palm vein scanning, randomised test forms and data forensics technology

Why take a PTE Academic test at ELA?

- Largest official Pearson test centre in Auckland with 12 stations available
- Central location close to public transport lines and parking facilities
- Highly experienced test administrators
- Safe and secure testing technology to ensure candidate confidentiality and integrity of answers

Official Pearson VUE test centre

Pearson VUE is the international leader in delivering secure computer-based testing for professional licencing and certification across many industries. Candidates can sit Pearson VUE tests at ELA's official Pearson test centre, the largest in Auckland.



Photo: Miles Holden



Student support



Student lounge

We have a large Student Lounge where you can relax, eat, play board games, or chat. The lounge is equipped with tea, coffee, hot chocolate, snack machines and microwaves.

Internet

Wireless internet is available throughout the University campus, including at ELA.

Access to the University of Auckland

As an ELA student you can access the University's Recreation Centre (for a fee), and join student clubs.

Academic support

Students can visit the Academic Clinic to meet a senior teacher to discuss study and academic progress. A dedicated senior teacher is available for consultation when further support is needed.

Online support

For online courses, an online orientation and IT workshop take place before each course. During the course, students can access both academic and pastoral support services.

Study Centre

ELA's Study Centre offers opportunities for students to improve their English skills. It is the central hub for students to access a range of interactive and engaging activities both inside and outside the school. Students can practise conversation in Meet2Chat sessions (led by University of Auckland buddies twice a week) and join ELA-organised workshops to practise English in real-life situations. These include topics such as employment skills, academic language skills and spoken communication skills.

Orientation

On your first day, our friendly team provides an orientation programme to help with your studies and life in Auckland. We can assist with public transport, banking, mobile phone connection and everything you need to get started in New Zealand.

Pastoral care

Our Student Services team can help with any issues you may face while studying at ELA. ELA has agreed to observe and be bound by the New Zealand Government's Code of Practice for the Care of International Students. For more information on the Code or student support services, contact: ela@auckland.ac.nz



Accommodation and social activities



Accommodation

Homestay

Homestay accommodation is a great way to learn about New Zealand culture and practise English in a friendly environment. Many students choose to stay in a homestay for the duration of their course; others stay for the first few weeks and then find alternative accommodation. In a homestay you live with a family, have your own room, and main meals are provided. Most homestays are up to 70 minutes from ELA by public transport.

Apartment accommodation

If homestay isn't for you, our Accommodation team can help you find an apartment close to ELA. Information is available at: www.ela.auckland.ac.nz/accommodation

Airport transfers

ELA's airport transfer service helps make your arrival smooth and stress-free. You will be met at the airport and taken to your accommodation. This can be booked with your enrolment.

Living costs

Generally you should allow approximately NZ\$450-\$650 per week for living costs, including accommodation, food and transport.

For more information about ELA organised accommodation, please visit our website.

Expenses per week

Approximate costs for 2026/2027

	Expenses per week*	
	Homestay	Room in Rented Accommodation
Accommodation	\$406	\$275 - \$475
Food	\$75	\$125-\$200
Transport (2-3 zones)	\$45-\$60	\$150-\$250
Entertainment	\$50-\$150	\$50-\$150

* Costs are in NZD and approximate at time of publication.

Social activities

ELA students are encouraged to join weekly social activities and special events organised by our Student Support Coordinator. These are great opportunities to practise English and meet other students outside class hours. Activities vary by season and may include BBQs, football games, zoo trips, indoor rock climbing, horse riding and bungee jumping. See examples on Facebook: www.facebook.com/uoaela

Weekend trips

We also work closely with local tour companies who offer students a wide range of weekend activities and sightseeing options around New Zealand. Popular destinations include the Hobbiton (Lord of the Rings) Movie Set, the Bay of Islands and Rotorua.

Essential information

Student visas

Depending on your nationality and length of study, you may need to apply for a student visa before entering New Zealand. Full details and requirements are available through Immigration New Zealand at:
www.immigration.govt.nz

Visa renewal assistance

The ELA Enrolments team can assist with visa extensions and any queries.

Travel and health insurance

All international students are required to have insurance while studying in New Zealand. ELA uses Allianz Global Assistance NZ Ltd as its preferred insurance provider. The Allianz Studentsafe University insurance fee must be paid unless an alternative compliant insurance policy is approved. Students must have approved insurance for the full duration of their study.

If you hold your own compliant insurance policy, you must submit evidence to qualify for a waiver. For a list of compliant policies see:
www.ela.auckland.ac.nz/insurance

Working in New Zealand

When studying at ELA you may be able to work part-time, depending on your visa conditions. The Student Services team can advise you about finding part-time work. Students can also use Student Job Search:
www.sjs.co.nz

Work Ready Workshops

One-hour weekly sessions designed to help students prepare for work in New Zealand and internationally. Themes include:

- Writing effective CVs and cover letters
- Job interview skills and mock interviews
- Work rights in New Zealand
- Finding a job in New Zealand
- Communication, teamwork & problem-solving in the workplace
- Employability skills

Need help?

Marketing and Partnerships

Email: connect@auckland.ac.nz

Enrolments

Email: enrolment@ela.auckland.ac.nz

Accommodation

Email: accommodation@ela.auckland.ac.nz

Representatives overseas

ELA has a number of official representatives who can assist with applications.

For a full list:

www.ela.auckland.ac.nz/registered-agents

Connect with us now



@uoaela



@uoaela



@uoaela



@The University of Auckland English Language Academy



@奥大英语语言学院ELA



@奥克兰大学英语语言学院ELA

Disclaimer: Although every reasonable effort is made to ensure accuracy, information in this document is provided as a general guide only and is subject to alteration. Students must consult ELA's Terms and Conditions: www.ela.auckland.ac.nz





Waipapa
Taumata Rau
**University
of Auckland**

English Language Academy

Level 5, 67 Symonds Street, Auckland 1010

POSTAL ADDRESS:

Bag #163, Private Bag 92019, Auckland 1142

Email: ela@auckland.ac.nz

Phone: +64 9 919 7695

www.ela.auckland.ac.nz