



PRODUCT CATALOGUE



CSFG is a proud supplier of Mac Rac retail shelving and accessories.

CONTENTS



4	G-LINE: GONDOLA SHELVING
10	F-LINE: MULTI-FUNCTION SHELVING
12	M-LINE: HEAVY DUTY SHELVING
18	C-LINE: LIGHT DUTY SHELVING
20	R-LINE: RX PHARMACY SHELVING
22	CUSTOM MILLWORK
24	SHOPPING CARTS AND KARTWHEELS
26	RETAIL ACCESSORIES
30	PROJECTS
36	RETAIL SERVICES
37	POWDER COAT FINISHES
39	FAQ

FIXTURES BUILT TO LAST DESIGNED TO ADAPT

About Us

We proudly serve retailers across Canada and the U.S. with high-quality fixtures that are built to last, designed to adapt, and tailored to your unique needs. Our shelving systems support heavy products, frequent use, and evolving store layouts—making expansion and reconfiguration simple. With shorter lead times, responsive customer service, and a large in-stock inventory, we help turn retail spaces into high-performing, customer-ready environments—quickly and efficiently.

Industries We Serve

- ✓ Hardware Stores
- ✓ Convenience Stores
- ✓ Dollar Stores
- ✓ Pharmacies
- ✓ Grocery/Liquor Stores
- ✓ Pet Stores



Shorter lead times due to our large quantity of ready-to-ship inventory



Custom cabinet mill shop with machinery to produce high-quality designs



Lozier-compatible gondola shelving



Retail store planning and design capabilities, and the ability to design and manufacture custom fixtures



Durable shelving to support frequent use and heavy products



Modular designs for easy store expansion and reconfiguration



1.800.663.4676

Our Clients



Our Regions

We Serve Canada and the United States

- ✓ Our customers range from smaller independent stores to large retail chains.
- ✓ Our freight team works with carriers to ensure your order arrives to your requirements.
- ✓ We ship to all 50 U.S. states.
- ✓ We ship across Canada to all provinces and territories.



Features

- ✓ Flexible two-post system that can be used as an island unit or mounted to a wall
- ✓ Can easily incorporate millwork to elevate your retail display
- ✓ Perforated retail shelves so they can accept a variety of accessories
- ✓ Variety of height and depth options
- ✓ Assortment of accessories available
- ✓ Floating kickplate to give an even-line finish

G-LINE: Gondola Shelving

Our industry-standard G-Line gondola shelving system is built for performance and flexibility in high-traffic retail environments. Featuring a sleek powder-coated finish and customizable accessory options, this modular system supports a wide range of product categories — from packaged goods to beverages. Compatible with Lozier shelving, our G-Line system is ideal for both aisle and endcap configurations, offering durability, reconfigurability, and a clean retail presentation that drives sales.



Scan
for more
information on
G-Line

G-LINE SHELVING

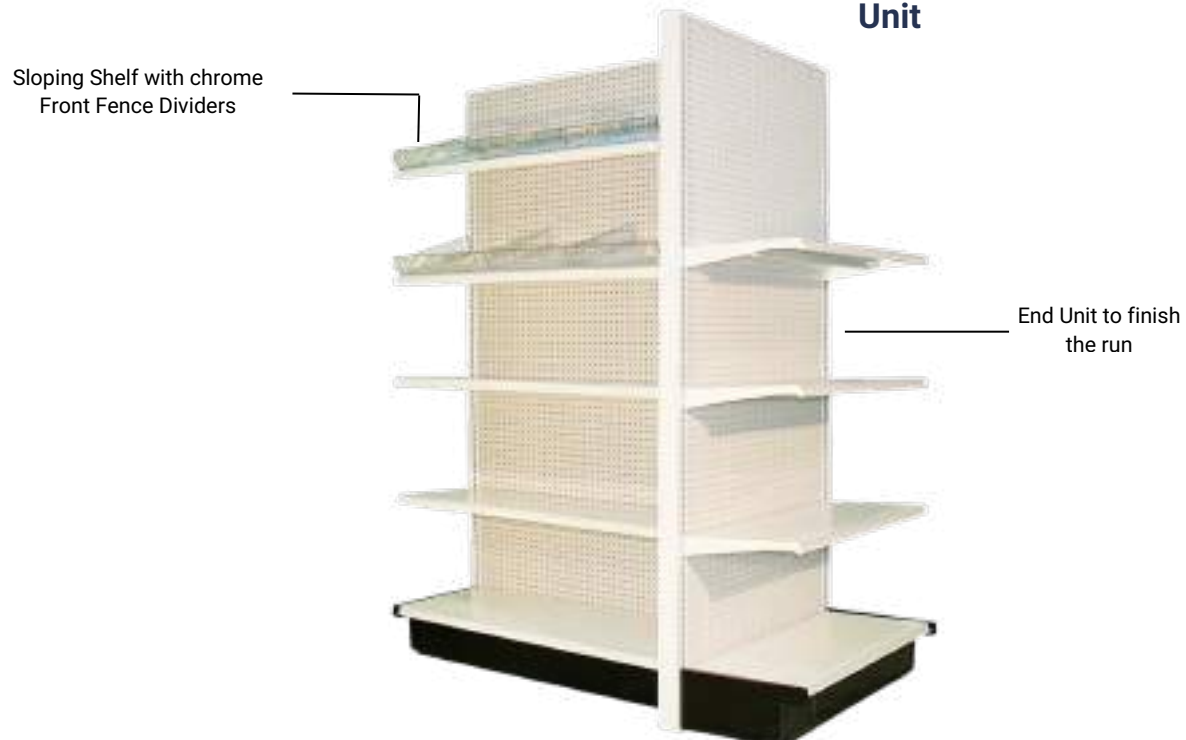


G-LINE CONFIGURATIONS


Silver White Single-Sided (Wall) Unit



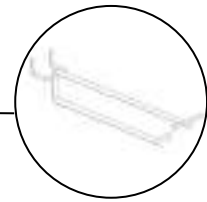
Almond Double-Sided (Island) Unit



G-LINE CONFIGURATIONS



Slatwall 6 Ball
Waterfall Hook



Pegboard Flip Scan Hook
with Plastic Label Holder

Left to right:

Silver white unit with
pegboard back.

Black unit with slatwall
back.

Almond unit with
pegboard back.



G-LINE CONFIGURATIONS

Single-Sided (Wall) Units

Rolling Panel with
pegboard to maximize
product exposure



Gun Metal Finish

Slatwall back with Power Bar
(Aluminum Inserts)



Black Finish

Security Gate to keep valuable
merchandise safe

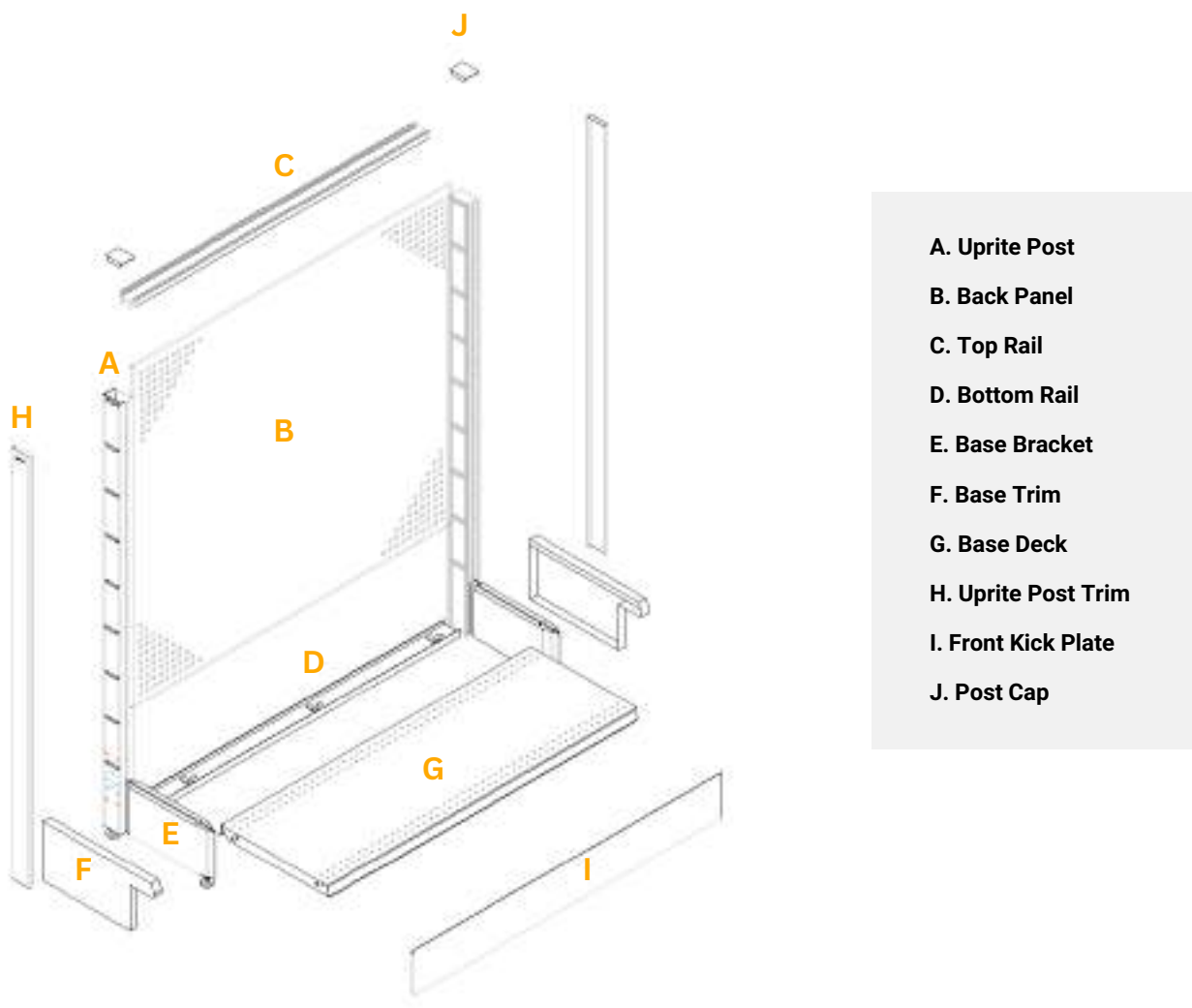
G-LINE UNIT - SPECS AND ASSEMBLY

Specifications

Height	30" 36" 54" 60" 66" 72" 84" 96"	Length	30" 36" 48"
Depth	8" 10" 13" 16" 19" 22"	Colour	Silver White, Almond Grey, Black, Gun Metal

*Not all finishes available in each size

*Custom sizes available





Features

- ✓ High weight capacity supporting evenly distributed loads of up to 3,000 lbs
- ✓ The open base design allows for convenient storage of pallet displays underneath
- ✓ A wide range of compatible accessories, such as dividers and our 8-foot wire shelf, are available
- ✓ The system is boltless, making it easy to assemble
- ✓ Offered in a range of depths and lengths with easily adjustable shelves
- ✓ F-Line systems provide up to 8 feet of uninterrupted storage and merchandising space



Scan
for more
information on
F-Line

F-LINE: Gondola Shelving

Our F-Line Multi-Function Shelving system bridges the gap between traditional 4-post shelving and pallet racking, making it ideal for bulky or heavy merchandise, such as tools and cases of beverages.



F-LINE SHELVING





Features

- ✓ Heavy weight bearing capacity
- ✓ Variety of height and depth options
- ✓ Easy set-up, versatile, and durable
- ✓ Can be built without a backboard allowing both sides of the unit to be accessible
- ✓ Accepts pegboard, slatwall and solid marteK back panels
- ✓ Perforated shelves make it ideal for various accessories

M-LINE: Heavy Duty Shelving

Engineered for strength and stability, our M-Line system is ideal for retail categories that demand extra support — including bulk goods, beverages, and dense packaging. Its 4-post system allows for a heavier weight capacity, and it is easier to install compared to most gondola systems. Furthermore, because it is not double-sided, there's no need to worry about unbalanced loads; M-Line delivers long-term durability without compromising on modular flexibility, making it ideal for warehouse-style grocery aisles, hardware stores, seasonal displays, and overstock floor storage using the top shelf.



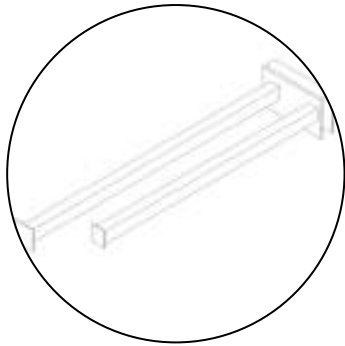
Scan
for more
information on
M-Line

M-LINE SHELVING

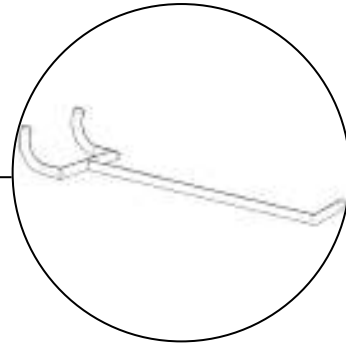


M-LINE CONFIGURATIONS


Black M-Line Unit with Pegboard Back and Accessories



Long Handle Tool Display



Pegboard Hook



Rolling Panels to maximize product exposure


Wire Front Fence

M-LINE CONFIGURATIONS


Black M-Line Unit with Slatwall Back and Accessories



Metal Dump Bins
(can be regular or
sloping)



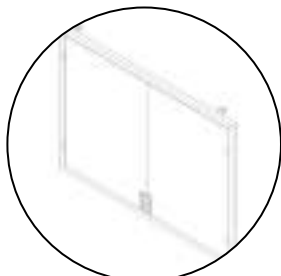
Wire Basket with Dividers




Standard Shelf with
600 lb capacity

M-LINE CONFIGURATIONS

Grey M-Line Unit with Pegboard Back and Accessories



Security Gate with
solid door



Span Dividers to merchandise
products such as moldings and
lumber

M-LINE UNIT - SPECS AND ASSEMBLY

Specifications

Height 36" 60" 72" 84" 96" 120"

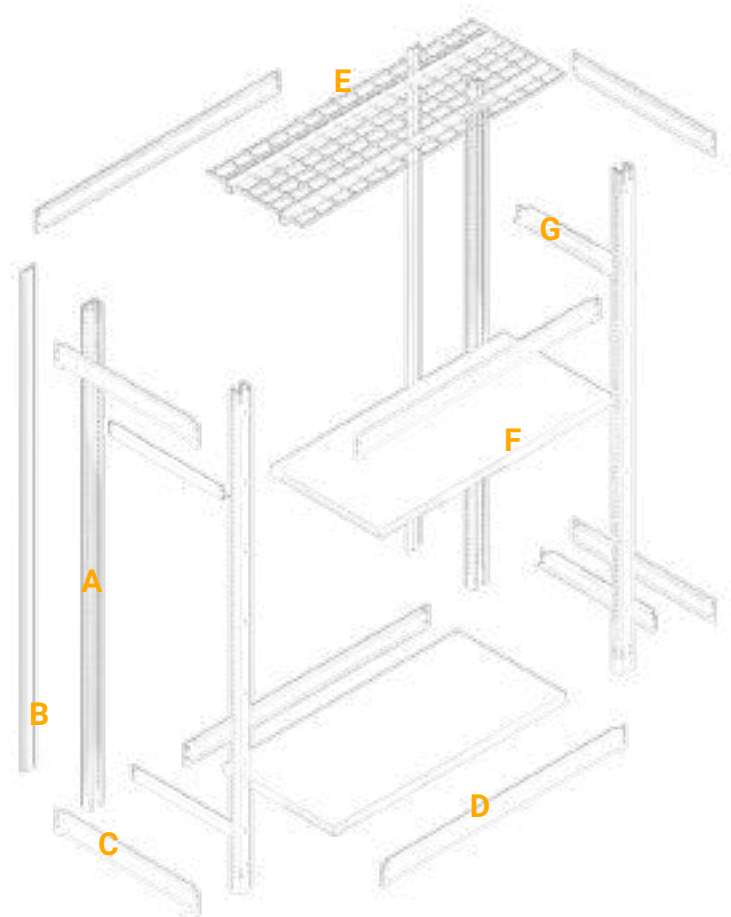
Length 36" 48"

Depth 16" 22" 30" 36"

Colour Grey, Black, Gun Metal

*Not all finishes available in each size

*One M-Line kit includes one shelf and two brackets only



- A. Upright Post
- B. Slatwall/Pegboard Channel
- C. Side Cross Beam
- D. Cross Beam
- E. Wire Top Shelf
- F. Shelf
- G. Shelf Bracket



Features

- ✓ Designed to be mobile with optional feature for castor wheels
- ✓ Easy to assemble and lightweight
- ✓ Works efficiently in smaller retail spaces
- ✓ Ideal for convenience stores, point-of-purchase (POP) displays, and general apparel stores
- ✓ Can utilize G-Line accessories and shelves
- ✓ Lighter than G-Line gondola units making it more cost-effective

C-LINE: Light Duty Shelving

Our C-Line system is lightweight without sacrificing flexibility, as most shelves and accessories are cross-compatible with our G-Line gondola system. C-Line is Ideal for vitamins, snacks, health and beauty, and impulse zones, as well as very easy to maneuver and reconfigure, making it perfect for seasonal displays and narrow store layouts. Clean lines and integrated accessories support a polished in-store experience.



Scan
for more
information on
C-Line

C-LINE SHELVING



C-Line Starter and Add-On in a hardware store



C-Line Starter and Add-On in supplement store



C-Line 4 Way Unit on Castors



C-Line Starter and Add-On on Castors



C-Line Starter and Add-On on Castors



Features

- ✓ This shelving is ideal for pharmacies and smaller retail spaces
- ✓ Modern and lightweight
- ✓ Shelves have the ability to slope keeping the product front facing
- ✓ 16-inch-long sections to offer a greater level of flexibility with the shelf heights to minimize dead space
- ✓ Shelves with a built-in one-inch lip to keep product secure
- ✓ Quality white powder coat finish that is easy to clean

R-LINE: Rx Pharmacy Shelving

Purpose-built for pharmacy, wellness, and health-focused retail, our R-Line system is ideal for storing and displaying supplements, OTC medications, and other lightweight products. With a clean, low-profile design and easily adjustable shelves, R-Line allows for high visibility and quick reconfiguration — making it the go-to solution for modern dispensaries, wellness aisles, and high-turnover product zones.



Scan
for more
information on
R-Line

R-LINE SHELVING



R-Line Rx shelving featured in pharmacy locations



R-Line Rx shelving featured in pharmacy locations





Features

- ✓ Our mill shop is outfitted with machinery to produce high-quality designs and finishes
- ✓ We ship millwork across the U.S. and Canada
- ✓ Our design team works closely with the customer to produce millwork to specification
- ✓ Millwork ranges from pharmacy dispensaries to showcases
- ✓ We provide millwork options to fit your budget
- ✓ We can marry our metal fixtures and millwork to create unique displays



Scan
for more
information on
Custom
Millwork

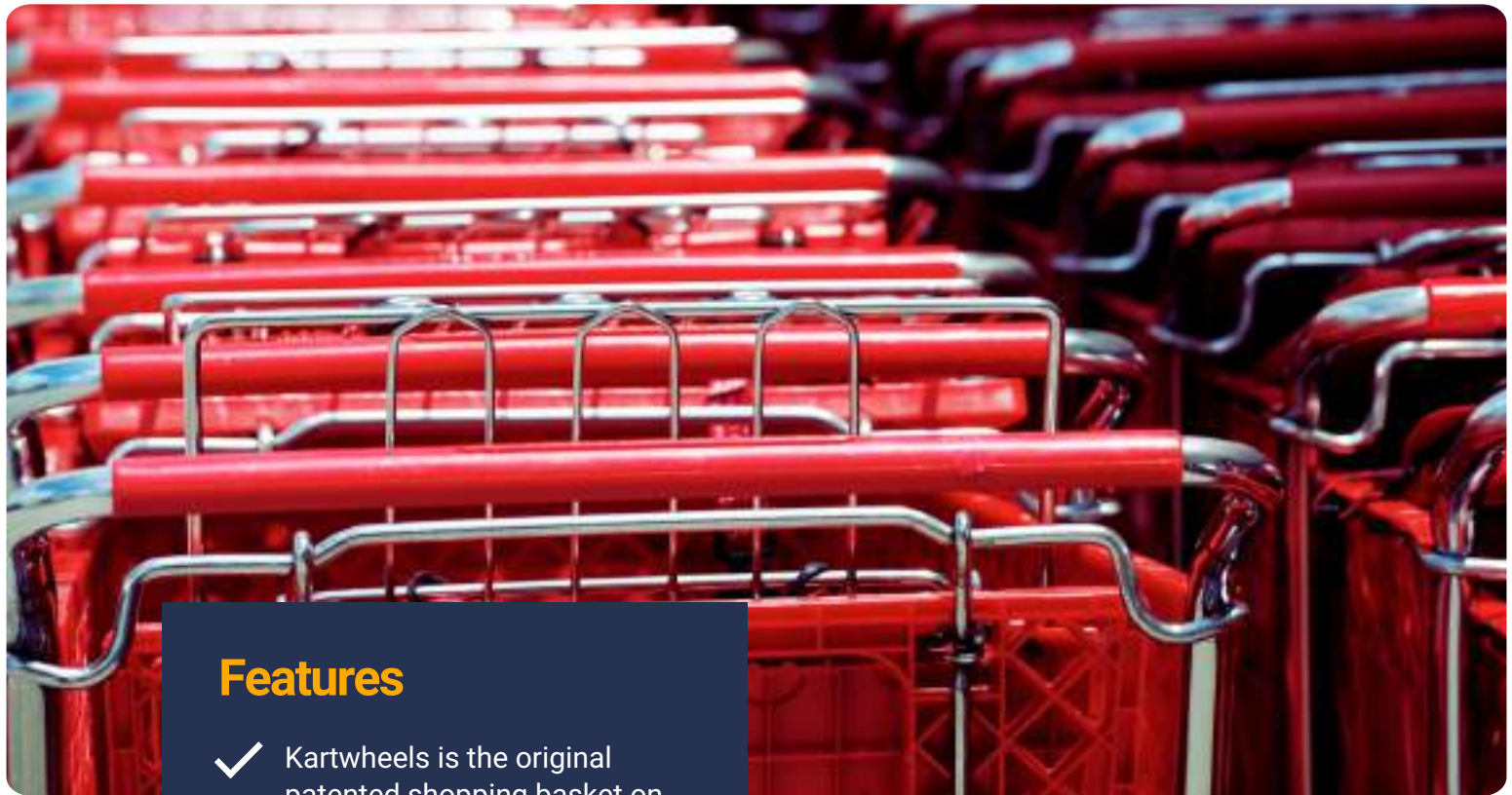
Custom Retail Millwork

Our custom millwork solutions combine durability, functionality, and design to elevate your retail space. We craft high-quality pieces that integrate seamlessly with your store fixtures. Built for daily use and tailored to your vision, our millwork is designed to enhance product presentation, streamline operations, and reflect your brand's identity—on time and on budget



COMPLETED MILLWORK PROJECTS





Features

- ✓ Kartwheels is the original patented shopping basket on wheels in Canada and the United States
- ✓ Kartwheels are great for small retail spaces where carts are too big but items are too heavy for conventional shopping baskets
- ✓ Shopping baskets and Kartwheels are stackable to minimize space for storage
- ✓ Baskets and Kartwheels are customizable with any pantone colour and logo
- ✓ Multipurpose flatbed shopping carts are ideal for hardware stores and nurseries
- ✓ Shopping carts are customizable with any pantone colour and logo



Scan
for more
information on
Carts and
Baskets

Shopping Carts & Hand Baskets

We offer various shopping carts, traditional shopping baskets, and shopping baskets with wheels. Our baskets with wheels, Kartwheels, provide a convenient tool for customers to improve their shopping experience. It can be rolled or carried and has a higher volume capacity than traditional shopping baskets.



SHOPPING CARTS



90L Plastic Shopping Cart (custom colours and branding available)



Multipurpose Flatbed Shopping Cart

KARTWHEELS AND BASKETS



30L Kartwheel (also available in 45L)



Kartwheel with custom logo and colour




25L Handbasket with custom logo and colour



“Kartwheels provide the best value compared to similar products that are being offered in the market place.”

- Bernie Nigalis, Senior Manager Fixture Procurement, Hudson's Bay Company



Features

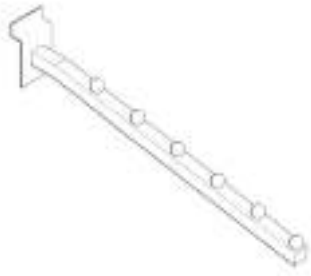
- ✓ We carry a variety of hooks with different projections
- ✓ We have accessories that fit pegboard, slatwall, and slatgrid
- ✓ Our accessories come in a variety of finishes such as chrome and black
- ✓ We have accessories specifically for G-Line, M-Line, R-Line, and C-Line
- ✓ Our G-Line and M-Line Security Gates are ideal for retail spaces that stock high-value items
- ✓ We can manufacture custom retail accessories

Retail Accessories

We carry a wide range of general accessories, such as hooks and brackets, and system specific accessories to ensure your merchandise is displayed effectively.



Scan
for more
information on
Retail
Accessories



Slatwall 6 Ball Waterfall Hook

Projection: 16"

Finish: Black, Chrome



Gridwall 5 Hanger Waterfall Hook

Projection: 12"

Finish: Black, Chrome



Slatwall Shelf Bracket

Projection: 6", 8", 10", 12", 14", 16"

Finish: Black, Chrome



Slatwall Picture Hook

Finish: Black, Chrome, White



Bag Holder

Finish: Chrome



Wall Mount Bracket for Gridwall Panel

Finish: Black, Chrome, White



Pegboard Scanner Hook - Plate

Projection: 4", 6", 8", 10"



Pegboard Hook

Projection: 2", 4", 6", 8", 10", 12"



Pegboard Flip Scan Hook

Projection: 4", 6", 8", 10"



Rolling Apparel Rack



G-Line: Security Cabinet

Finish: White



G-Line: Security Gate

Width: 48"

Height: 28" 48"

Finish: Gun Metal, Black



G-Line: Cross Bar

Depth: 3"

Width: 48"

Finish: Gun Metal



G-Line: Rolling Panel

Width: 22"

Height: 65"

Finish: Gun Metal



G-Line: Wall Mount Standard

Height: 32" 36" 48" 60" 72" 84" 96"

Finish: Gun Metal, Silver White, Black, Almond



G-Line: Feature End Frame

Height: 54" 60" 66" 72" 84" 96"

Length: 30" 36" 48"

Finish: Silver White, Almond, Grey, Black



M-Line: M-Bar

Width: 36" 48"

Finish: Gun Metal, Grey, Silver White



M-Line: Pipe Holder

Finish: Gun Metal



M-Line: Wire Basket/Divider

Size: 16x48x6", 22x48x6" 22x48x12"

Finish: Chrome



M-Line: Spool Rack



M-Line: Span Divider

Size: 20 x 48" W

Finish: Grey



M-Line: Rolling Panel

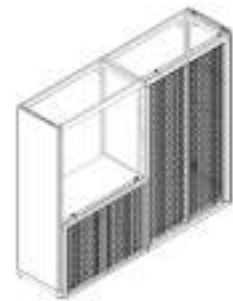
Width: 24"

Height: 65" 84"

Frame Finish: Gun Metal



M-Line: End Panel



M-Line: Security Gate

Width: 22" 36" 48"

Height: 34" 84"

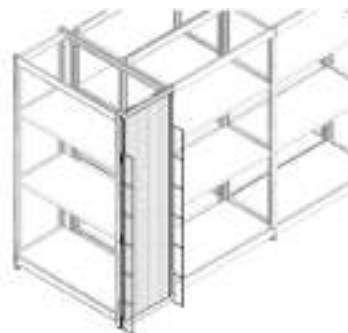
Finish: Gun Metal, Black, Grey



M-Line: Wire Guard Profit Panel

Size: 05 x 72"H

Finish: Grey



M-Line: Profit Panel

Width: 24" 30" 36" 48"

Depth: 13" 16" 19" 22" 25"

Finish: Gun Metal, Grey, Silver White



M-Line: Long Handle Tool Display

Projection: 19"

Finish: Gun Metal

PROJECTS



G-Line Security Cabinet

Project Spotlight Fred Meyer

The problem Fred Meyer was dealing with was the theft of high-value electronics in their stores; they required a retail solution to be compatible with their existing shelving system and easy enough for their associates to install the unit themselves. Our design team came up with the metal **G-Line Security Cabinet** where we used polycarbonate shatterproof doors, which still give excellent visibility to their products, and comes pre-assembled to easily fasten them to the existing shelving by simply putting a crossbar into the posts and securing two nuts.

In the initial process, we worked closely with the customer to create concept drawings; from there, we designed several prototypes until the product was exactly what Fred Meyer required for their stores.





M-Line run with custom branded Security Doors

Project Spotlight UFA Farm and Ranch Supply


We recently supplied the retail shelving for the UFA Farm and Ranch Supply Store in Airdrie, Alberta, Canada. Because UFA merchandises heavy items, they specifically used our **M-Line shelving system** within their store because of the high weight-bearing capacity. As you can see in the pictures, UFA wanted bright graphics and branding so we repurposed our security gates to go from a wire door to a solid door, making it a perfect solution to adhere graphics and branding. This solution also allows them to hide overstocked merchandise that is still easily accessible to their staff.



“

“We recently forged a dynamic partnership with Continental Store Fixture Group for our store remodels, transitioning from an outdated fixture to their cutting-edge M-Line system. Collaborating closely, we tailored the solution to meet specific requirements, culminating in a fixture boasting unparalleled versatility, overhead storage capacity, and seamless installation. The M-Line’s flexibility in depth, height, and various accessories not only elevated staff efficiency but also enhanced the overall shopping experience and in-store presentation.”

**Denny Popoff, Retail Field Specialist,
UFA Co-operative Ltd.**



M-Line run with Profit Panel



(Above) M-Line run with Floating Panel



Custom Register with Stainless Steel Counter

Project Spotlight McCoy's Building Supply

McCoy's Building Supply is a large hardware store chain located predominately in Texas; because of the heavy nature of the products they sell, such as paint cans and power tools, our exclusive heavy-duty **M-Line system** is optimal. M-Line is durable, easy to assemble, and visually appealing. This system also allows them to secure high-value products with our locking M-Line Security Gate.

They also use a variety of our **G-Line gondola** units throughout each store and custom millwork such as service counters and paint counters. You can view more store images below.



(Above) G-Line run with Standard Shelves



M-Line run with Standard Shelves

“

“There are key qualities that I look for in a vendor/supplier. Quality, pricing and service are among the top of the list. The team at Continental exceeds those expectations, second to none. A special fixture called ‘M-Line’ was strategically designed to support our products sold in our building supply stores. A lightweight, but very durable fixture-racking with easy assembly, low maintenance, and good visual appeal.”

**Gene Langley, Sr. Project Manager,
McCoy's Building Supply**

Retail Services



STORE DESIGN

We offer store design services including 2D floorplans and 3D renderings of floorplans and retail displays. We aim for a quick turn-around and can work with stores of various sizes and industries to meet your needs.



CUSTOM RETAIL FIXTURES

We have the ability and resources to design and manufacture custom retail fixtures to meet the needs and requirements of our customers. An example is the M-Line Security Gate, which was created for a hardware store chain that required certain products to be secured but still easily accessible.



SHIPPING SERVICES

We have strong established partnerships with third-party freight carriers to help us serve our clients. We are able to effectively facilitate the shipping process so that orders arrive in a timely fashion, for a competitive rate, and in the same condition as when they left our warehouse. If you require add-on freight services such as a power tailgate or a delivery appointment we can work with you to deliver these options.

Powder Coat Finishes


Custom Finishes
Available



Grey

Pantone 427 C/Hex #D0D3D4

Our Grey finish is lighter in colour and available in most of our G-Line and M-Line shelving systems.



Black (Matte)

Pantone Black 4 C/Hex #31261D

Our Black finish is available in most of our G-Line, M-Line, and C-Line systems and accessories.



White

Hex #FFFFFF

Our White finish is clean and only available in our R-Line Rx pharmacy shelving.



Almond

Pantone P 1-9 U/Hex #F9F6E5

Our Almond finish is a creamy, eggshell white; it is available in our G-Line gondola shelving.



Gun Metal

Pantone 162-1-6 U/Hex #565352

Our Gun Metal finish is a very deep grey colour.



Silver-White

Pantone P 1-1 C/Hex #F8F7F2

This has a slight warm, grey cast making the finish slightly off-white.

Colours shown are an approximate match as the settings on monitors and printers will vary. Please use the listed Pantone and Hex Colour codes as a more accurate reference.

Frequently Asked Questions

1

Is your retail shelving Lozier compatible?

Yes, our G-Line gondola shelving is entirely Lozier compatible.

2

Do you ship to the United States?

We have shipped to all 50 U.S. states and across Canada. Furthermore, our shipping department will organize freight according to your requirements to ensure your order arrives on time and in the same condition as when it left the warehouse.

3

Do you offer store design services?

Yes, we offer store design services. We can create 2D floor plans and 3D renderings for your retail space. Depending on the size of the retail project and how many revisions are required, this process typically takes one week to complete.

4

What is the best type of retail shelving for a pharmacy?

Our R-Line, G-Line, and custom millwork are the most optimal for pharmacies.

Our R-Line system fits into smaller spaces, is lightweight, and the shelves are deep and sloped with a one-inch lip, keeping the product secure.

Our G-Line system is also great for pharmacies because of the variety of depth and height options, and the two-post system allows it to be an island unit or mounted to a wall, maximizing the space within the pharmacy.

Frequently Asked Questions Cont.

5

What is your M-Line shelving system and how is it different?

M-Line shelving is an exclusive system to Continental Store Fixture Group; it merges traditional features of G-Line gondola shelving with the durability and heavy duty features of warehouse racking, making it perfect for any retail space that merchandises bulky products, such as hardware stores. Our M-Line system is easy to set up, has various height and depth options, and has multiple accessory options.

6

Can you manufacture custom retail shelving?

Yes, we have the ability and resources to design and manufacture custom retail fixtures and have done so for numerous customers. If you would like to learn more about custom shelving for your retail space, please contact us and we would be happy to discuss this further.

7

What are the lead times for custom millwork orders?

Depending on the size and complexity of the millwork order, our average lead time is 6-8 weeks. To speed up the process, have an idea of what you require during your initial call with one of our Sales members.

8

What are the lead times for orders that require no millwork?

Depending on the size of the fixture order, our average lead time for retail shelving is 2-4 weeks. We maintain a large inventory and pride ourselves on having shorter lead times compared to the industry average.



PET DEPOT

GROOMING

TOYS

REMEDIES







Let's Discuss Your Retail Vision
continentalsfg.com
1.800.663.4674