

RETAIL SHELVING & FIXTURE SOLUTIONS

Product Catalogue



CONTINENTAL
— STORE FIXTURE GROUP —

Supplier of Mac Rac retail
shelving and accessories

MAC RAC

TABLE OF CONTENTS

2	ABOUT US
4	G-LINE: GONDOLA SHELVING
9	F-LINE: MULTI-FUNCTION SHELVING
11	M-LINE: HEAVY DUTY SHELVING
16	C-LINE: LIGHT DUTY SHELVING
18	R-LINE: RX PHARMACY SHELVING
20	CUSTOM MILLWORK
22	SPECIALTY FIXTURES
26	SHOPPING CARTS AND KARTWHEELS
27	RETAIL ACCESSORIES
31	PROJECTS
37	RETAIL SERVICES
38	POWDER COAT FINISHES
39	FAQ



FIXTURES BUILT TO LAST DESIGNED TO ADAPT

About Us

We proudly serve retailers across Canada and the U.S. with high-quality fixtures that are built to last, designed to adapt, and tailored to your unique needs. Our shelving systems support heavy products, frequent use, and evolving store layouts, making expansion and reconfiguration simple. With shorter lead times, responsive customer service, and a large in-stock inventory, we help turn retail spaces into high-performing, customer-ready environments—quickly and efficiently.

INDUSTRIES

- ✓ Hardware & Auto Stores
- ✓ Pharmacies
- ✓ Convenience Stores
- ✓ Grocery & Liquor Stores
- ✓ Dollar Stores
- ✓ Pet Stores



Shorter lead times due to our large quantity of ready-to-ship inventory



Custom cabinet mill shop with machinery to produce high-quality designs



Lozier-compatible gondola shelving



Retail store planning and design capabilities, and the ability to design and manufacture custom fixtures



Durable shelving to support frequent use and heavy products



Modular designs for easy store expansion and reconfiguration



1.800.663.4676



OUR CLIENTS



SHERWIN-WILLIAMS®



RxPharmaChoice



Fred Meyer®

**Pattison
Food Group**



HQ: Surrey, BC, Canada

OUR REGIONS

We Serve Canada and the United States

- ✓ We serve retailers of all sizes across Canada and the United States, from small independent stores to large retail chains.
- ✓ We ship to all 50 U.S. states and across Canada to every province and territory, including remote locations.
- ✓ We offer optional delivery services—such as power tailgate and scheduled appointments—to meet your store's specific needs.
- ✓ Our freight team coordinates with trusted carriers to ensure your order arrives safely, on time, and at a competitive rate.



Features

- ✓ Flexible two-post system that can be used as an island unit or mounted to a wall
- ✓ Can easily incorporate millwork to elevate your retail display
- ✓ Perforated retail shelves so they can accept a variety of accessories
- ✓ Variety of height and depth options
- ✓ Assortment of accessories available
- ✓ Floating kickplate to give an even-line finish

G-LINE: Gondola Shelving



Our industry-standard G-Line gondola shelving system is built for performance and flexibility in high-traffic retail environments. Featuring a sleek powder-coated finish and customizable accessory options, this modular system supports a wide range of product categories – from packaged goods to beverages.

Compatible with Lozier shelving, our G-Line system is ideal for both aisle and endcap configurations, offering durability, reconfigurability, and a clean retail presentation that drives sales.



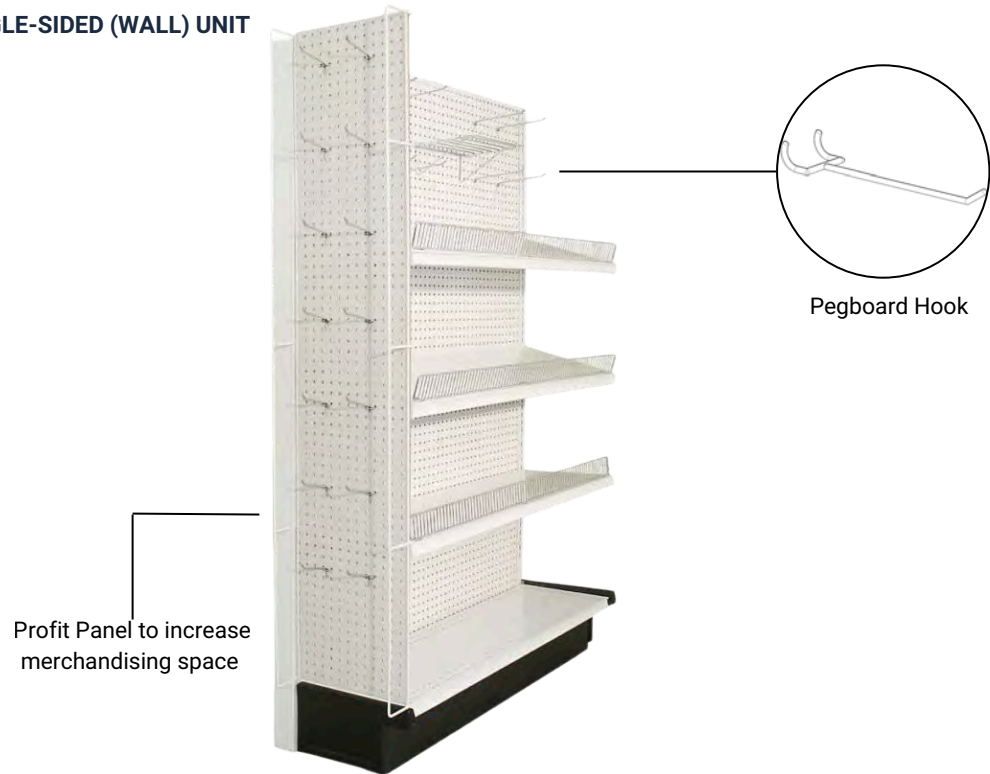
Scan for more
information on
G-Line

G-LINE SHELVING

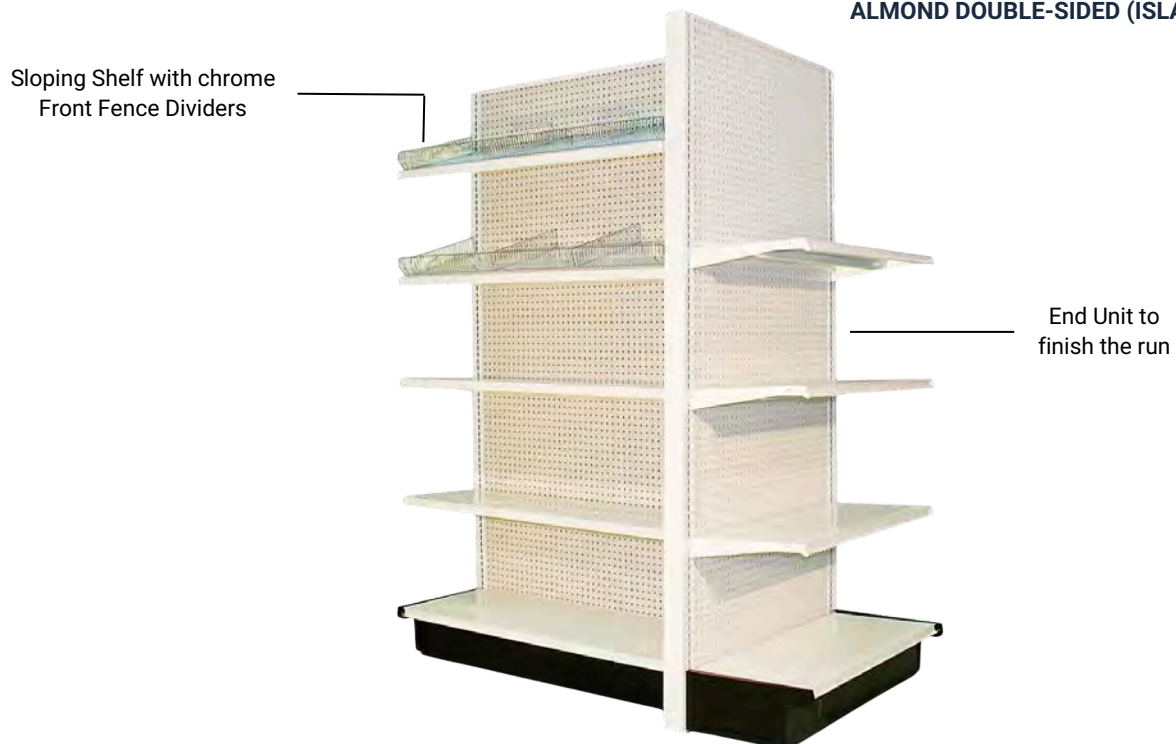


G-LINE CONFIGURATIONS

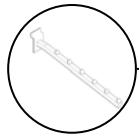
SILVER WHITE SINGLE-SIDED (WALL) UNIT



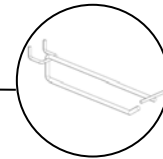
ALMOND DOUBLE-SIDED (ISLAND) UNIT



G-LINE CONFIGURATIONS



Slatwall 6 Ball
Waterfall Hook




Pegboard Flip Scan Hook
with Plastic Label Holder

Left to right:
Silver white unit with
pegboard back.

Black unit with slatwall
back.


Almond unit with
pegboard back.



Rolling Panel with
pegboard to maximize
product exposure



GUN METAL FINISH WITH PEGBOARD BACK



Slatwall back with Power
Bar (Aluminum Inserts)

Security Gate to keep
valuable merchandise
safe

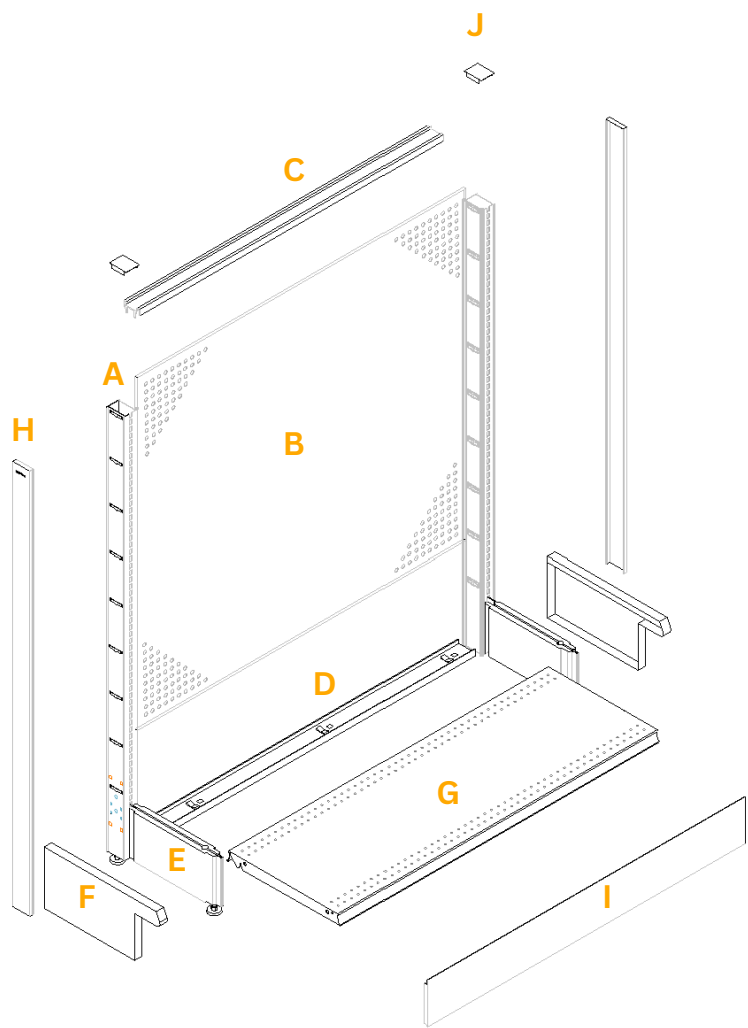


BLACK FINISH WITH SLATWALL BACK

G-LINE UNIT - SPECS AND ASSEMBLY

Specifications

Height	30" 36" 54" 60" 66" 72" 84" 96"	Length	30" 36" 48"
Depth	8" 10" 13" 16" 19" 22"	Colour	Silver White, Almond Grey, Black, Gun Metal
*Not all finishes available in each size		*Custom sizes available	



- A. Upright Post
- B. Back Panel
- C. Top Rail
- D. Bottom Rail
- E. Base Bracket
- F. Base Trim
- G. Base Deck
- H. Upright Post Trim
- I. Front Kick Plate
- J. Post Cap



Features

- ✓ High weight capacity supporting evenly distributed loads of up to 3,000 lbs
- ✓ The open base design allows for convenient storage of pallet displays underneath
- ✓ A wide range of compatible accessories, such as dividers and our 8-foot wire shelf, are available
- ✓ The system is boltless making it easy to assemble
- ✓ Offered in a range of depths and lengths with easily adjustable shelves
- ✓ F-Line systems provide up to 8 feet of uninterrupted storage and merchandising space

F-LINE: Multi-Function (Wide-Span) Shelving

F-Line Multi-Function Shelving is a heavy-duty, wide-span system designed to bridge the gap between traditional 4-post shelving and pallet racking. Built for strength, flexibility, and efficiency, F-Line is ideal for bulk storage and merchandising of heavy or oversized products such as tools, automotive supplies, hardware, seasonal goods, and cases of beverages.



Scan for more
information on
F-Line

F-LINE SHELVING





Features

- ✓ Heavy weight bearing capacity
- ✓ Variety of height and depth options
- ✓ Easy set-up, versatile, and durable
- ✓ Can be built without a backboard allowing both sides of the unit to be accessible
- ✓ Accepts pegboard, slatwall and solid marteK back panels
- ✓ Perforated shelves make it ideal for various accessories



M-LINE: Heavy Duty Shelving

Engineered for strength and stability, our M-Line system is ideal for retail categories that demand extra support — including bulk goods, beverages, and dense packaging. Its 4-post system allows for a heavier weight capacity, and it is easier to install compared to most gondola systems. Because it is not double-sided, unbalanced loads are eliminated. Lastly, M-Line delivers long-term durability without compromising on modular flexibility, making it ideal for warehouse-style grocery aisles, hardware stores, seasonal displays, and overstock floor storage using the top shelf.

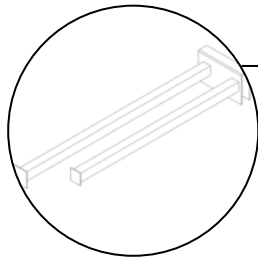


Scan for more
information on
M-Line

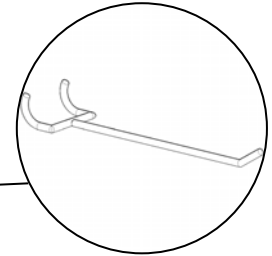
M-LINE SHELVING



M-LINE CONFIGURATIONS




Long Handle Tool
Display



Pegboard
Hook

Wire Front Fence



Rolling Panels to
maximize product
exposure

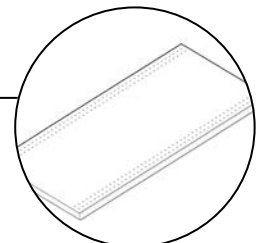
BLACK FINISH WITH PEGBOARD BACK



Wire Basket with
Dividers



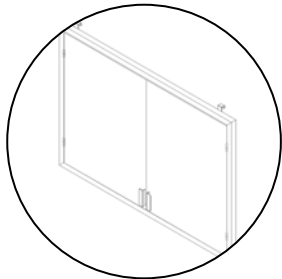
Metal Dump Bins
(can be regular or
sloping)



Standard Shelf with
600 lb capacity

BLACK FINISH WITH SLATWALL BACK

M-LINE CONFIGURATIONS



Security Gate with
solid door



GREY FINISH WITH PEGBOARD BACK



Span Dividers to merchandise
products such as moldings and
lumber

M-LINE UNIT - SPECS AND ASSEMBLY

Specifications

Height 36" 60" 72" 84" 96" 120"

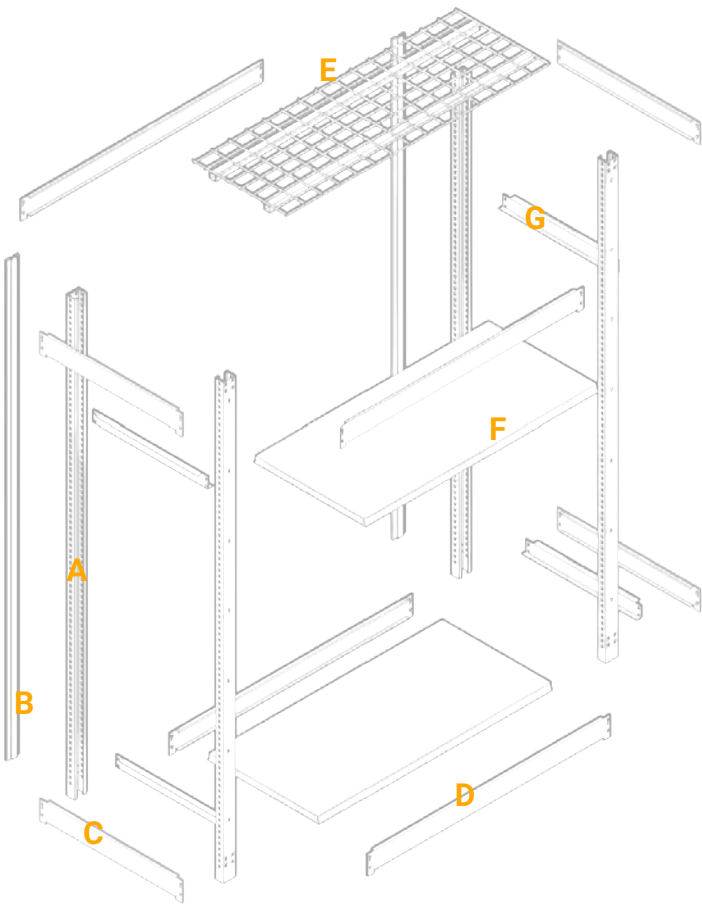
Length 36" 48"

Depth 16" 22" 30" 36"

Colour Grey, Black, Gun Metal

*Not all finishes available in each size

*One M-Line kit includes one shelf and two brackets only



- A. Upright Post
- B. Slatwall/Pegboard Channel
- C. Side Cross Beam
- D. Cross Beam
- E. Wire Top Shelf
- F. Shelf
- G. Shelf Bracket



Features

- ✓ Designed to be mobile with optional feature for castor wheels
- ✓ Easy to assemble and lightweight
- ✓ Works efficiently in smaller retail spaces
- ✓ Ideal for convenience stores, point-of-purchase (POP) displays, and general apparel stores
- ✓ Can utilize G-Line accessories and shelves
- ✓ Lighter than G-Line gondola units making it more cost-effective


C-LINE: Convenience Store Shelving

Our C-Line system is lightweight without sacrificing flexibility, as most shelves and accessories are cross-compatible with our G-Line gondola system. C-Line is ideal for vitamins, snacks, health and beauty, and impulse zones, as well as very easy to maneuver and reconfigure, making it perfect for seasonal displays and narrow store layouts. Clean lines and integrated accessories support a polished in-store experience.




Scan for more
information on
C-Line

C-LINE SHELVING



C-LINE STARTER FOR CATERPILLAR



C-LINE STARTER AND ADD-ON IN SUPPLEMENT STORE



BLACK C-LINE STARTER AND ADD-ON ON CASTORS



BLACK C-LINE STARTER AND ADD-ON ON CASTORS



BLACK C-LINE 4 WAY UNIT ON CASTORS



Features

- ✓ This shelving is ideal for pharmacies and smaller retail spaces
- ✓ Modern and lightweight
- ✓ Shelves have the ability to slope keeping the product front facing
- ✓ 16-inch-long sections to offer a greater level of flexibility with the shelf heights to minimize dead space
- ✓ Shelves with a built-in one-inch lip to keep product secure
- ✓ Quality white powder coat finish that is easy to clean

R-LINE: Rx Pharmacy Shelving

Purpose-built for pharmacy, wellness, and health-focused retail, our R-Line system is ideal for storing and displaying supplements, OTC medications, and other lightweight products. With a clean, low-profile design and easily adjustable shelves, R-Line allows for high visibility and quick reconfiguration — making it the go-to solution for modern dispensaries, wellness aisles, and high-turnover product zones.



Scan for more
information on
R-Line

R-LINE SHELVING



R-LINE RX SHELVING FEATURED IN PHARMACY LOCATIONS





Features

- ✓ Our mill shop is outfitted with machinery to produce high-quality designs and finishes
- ✓ We ship millwork across the U.S. and Canada
- ✓ Our design team works closely with the customer to produce millwork to specification
- ✓ Millwork ranges from pharmacy dispensaries to showcases
- ✓ We provide millwork options to fit your budget
- ✓ We can marry our metal fixtures and millwork to create unique displays





Scan for more
information on
Custom Millwork

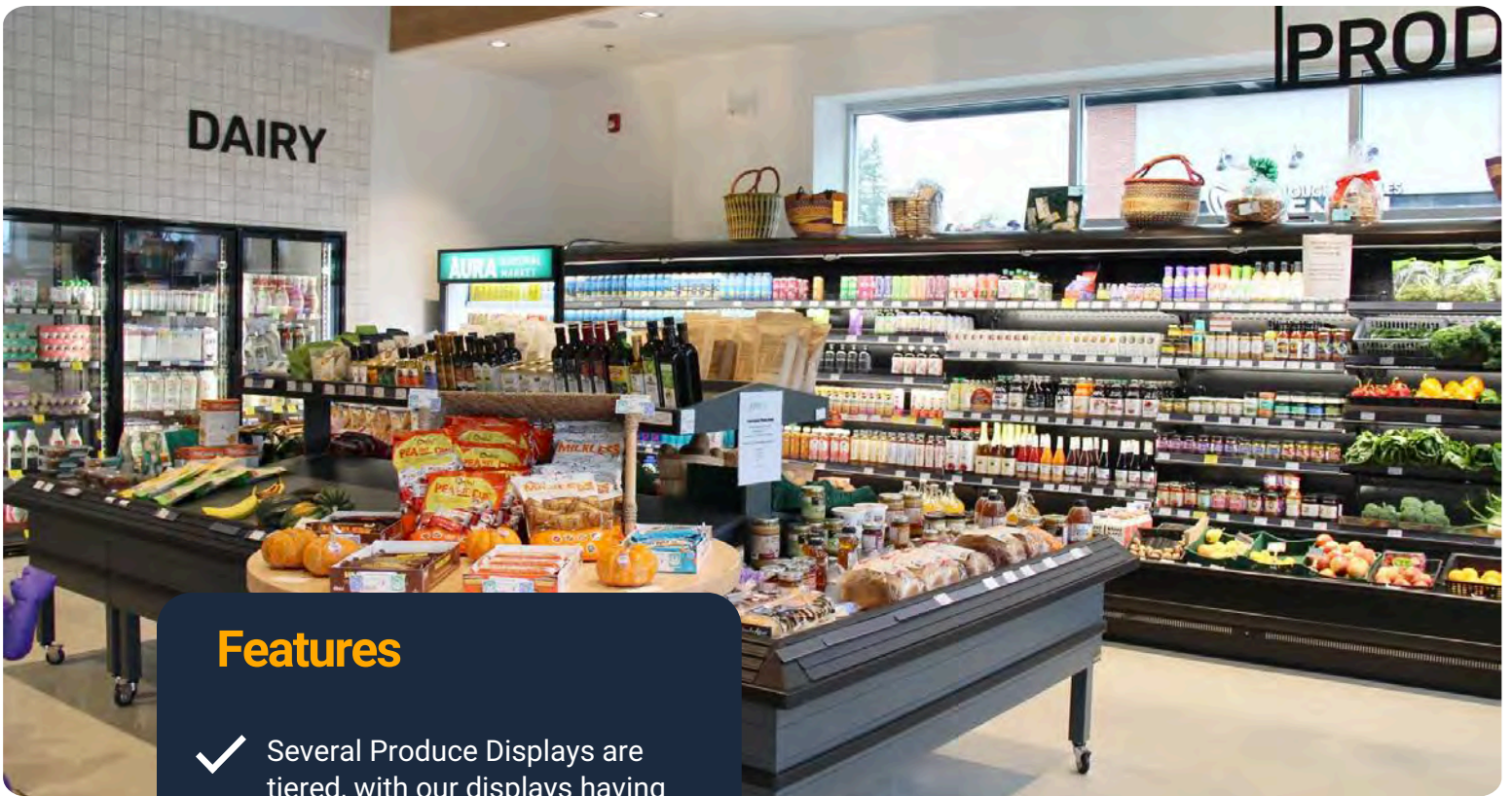
CUSTOM Retail Millwork

Our custom millwork solutions combine durability, functionality, and design to elevate your retail space. We craft high-quality pieces that integrate seamlessly with your store fixtures. Built for daily use and tailored to your vision, our millwork is designed to enhance product presentation, streamline operations, and reflect your brand's identity—on time and on budget



COMPLETED MILLWORK PROJECTS





Features

- ✓ Several Produce Displays are tiered, with our displays having open designs.
- ✓ Produce Displays are built for daily use with sturdy framing and easy-to-clean surfaces.
- ✓ Our Liquor Displays are constructed with M-Line heavy-duty shelving for reliable strength and load-bearing capacity.
- ✓ Liquor Displays have sleek finishes and modular designs.
- ✓ Our Checkout Counters have a streamlined layout to support smooth customer flow.
- ✓ Checkout Counters integrate with surrounding fixtures.

SPECIALTY Retail Fixtures

Display solutions engineered for performance, durability, and modern store design. From produce bins and liquor displays to checkout counters, our specialty fixtures are designed to highlight key product categories while supporting efficient store flow and merchandising flexibility.

Whether you're a grocery store, liquor retailer, or specialty shop, our Specialty Retail Fixtures integrate seamlessly with surrounding shelving systems and millwork—creating cohesive, visually engaging retail spaces that drive sales and improve operational efficiency.



Scan for more
information on
Specialty Fixtures

PRODUCE LOUNGES & BINS



LOUNGE - 71" X 71"



LOUNGE - 106" X 71"



LOUNGE - 142" X 71"



MODERN LOUNGE



PRODUCE BIN W/ SHELF



**PRODUCE BIN -
SPILLOVER**



ORCHARD BIN



PRODUCE BIN



PRODUCE BIN - HALF LOW

PRODUCE DISPLAY FINISHES



Satin Black

Powder Coat



Oak

Melamine



Grey Oak

Melamine

CHECKOUT COUNTERS



EXPRESS CHECKOUT UNIVERSAL

Modular metal express checkout configurable as left- or right-hand on-site. Features stainless steel top, basket shelf, bag packing, customer-facing impulse shelving, and rear storage.



EXPRESS CHECKOUT

A compact, durable express lane with stainless steel top, basket shelf, bag packing area, and rear storage.

CHECKOUT COUNTERS

Flexible checkout counters designed to suit any store size and layout. Choose from standard layouts of 95 inches, 118 inches or mix and match modules to create your own configuration.

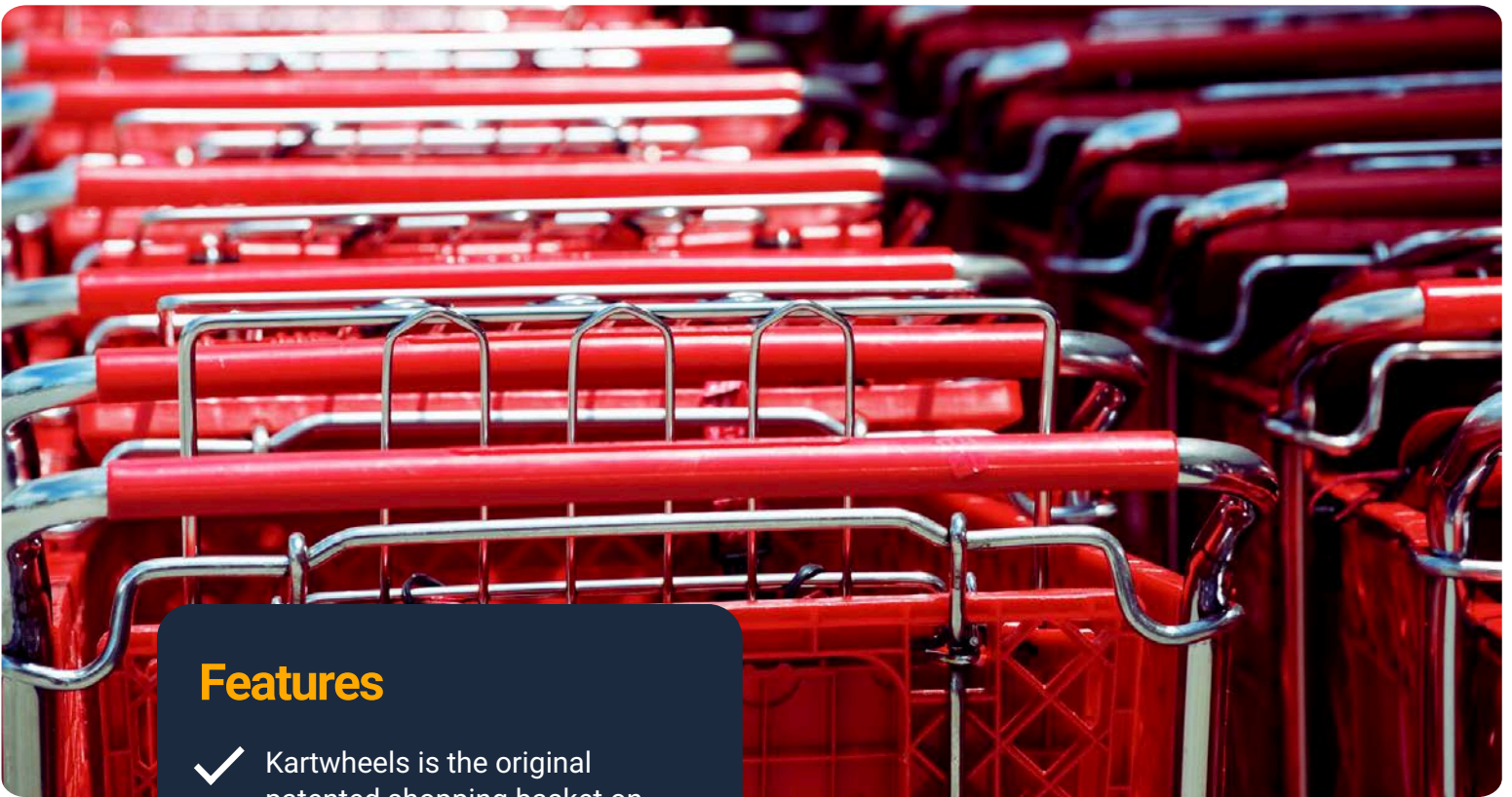


LIQUOR DISPLAYS



WINE DISPLAY

Designed with strength and sophistication in mind, this display combines our heavy-duty M-Line shelving with elegant wood finishes for a refined retail presentation. Adjustable shelves and integrated cubbies maximize storage while maintaining visual appeal—perfect for grocery, liquor, or specialty retail environments.



Features

- ✓ Kartwheels is the original patented shopping basket on wheels in Canada and the United States
- ✓ Kartwheels are great for small retail spaces where carts are too big but items are too heavy for conventional shopping baskets
- ✓ Shopping baskets and Kartwheels are stackable to minimize space for storage
- ✓ Baskets and Kartwheels are customizable with any pantone colour and logo
- ✓ Multipurpose flatbed shopping carts are ideal for hardware stores and nurseries
- ✓ Shopping carts are customizable with any pantone colour and logo



Scan for more
information on
Carts and
Baskets

Shopping Carts & Hand Baskets

We offer various shopping carts, traditional shopping baskets, and shopping baskets with wheels. Our baskets with wheels, Kartwheels, provide a convenient tool for customers to improve their shopping experience. It can be rolled or carried and has a higher volume capacity than traditional shopping baskets.



SHOPPING CARTS



90L Plastic Shopping Cart (custom colours and branding available)



Multipurpose Flatbed Shopping Cart

KARTWHEELS AND BASKETS



30L Kartwheel (also available in 45L)



Kartwheel with custom logo and colour

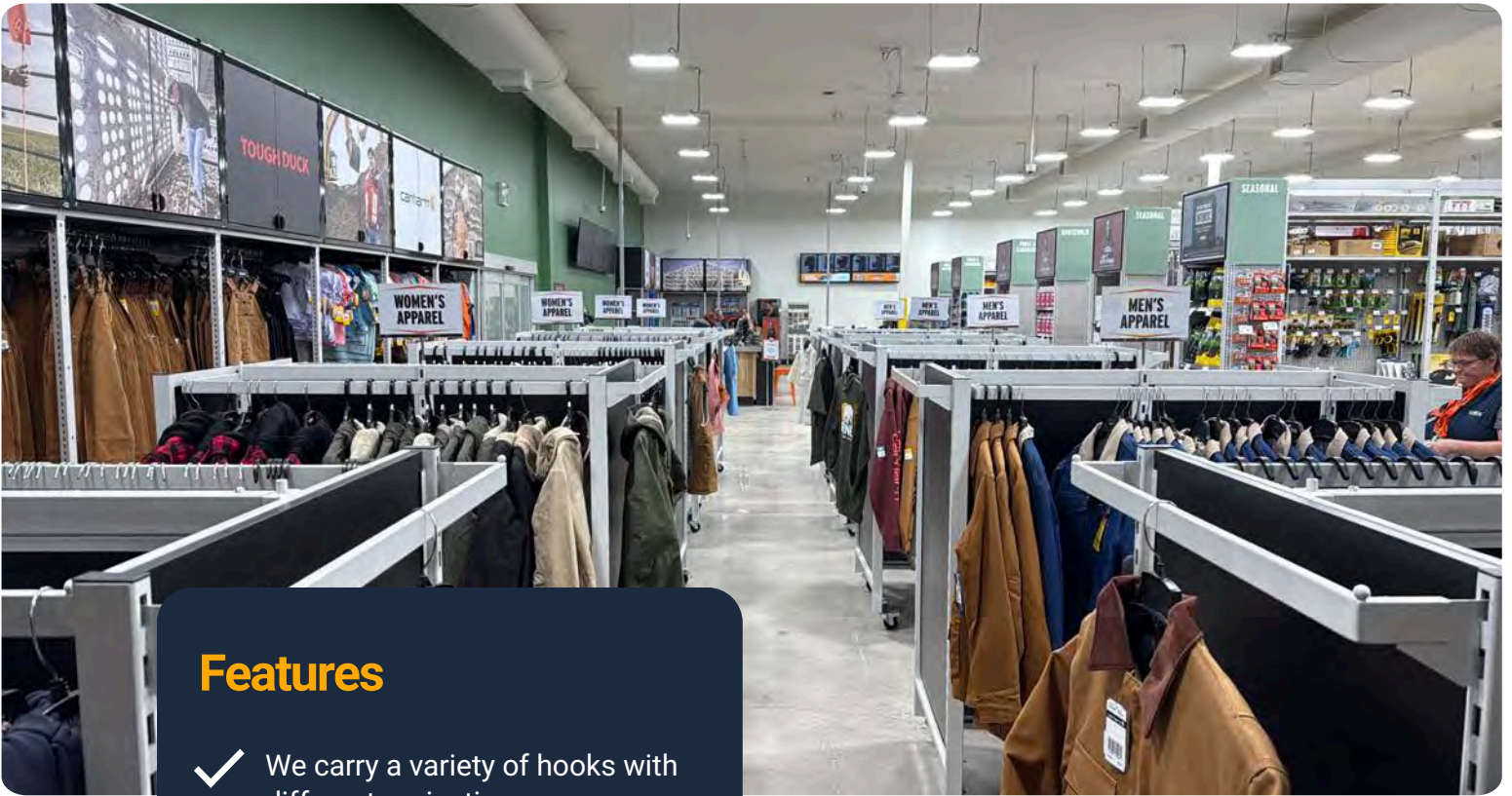


25L Handbasket with custom logo and colour



"Kartwheels provide the best value compared to similar products that are being offered in the market place."

- Bernie Nigalis, Senior Manager Fixture Procurement, Hudson's Bay Company



Features

- ✓ We carry a variety of hooks with different projections
- ✓ We have accessories that fit pegboard, slatwall, and slatgrid
- ✓ Our accessories come in a variety of finishes such as chrome and black
- ✓ We have accessories specifically for G-Line, M-Line, R-Line, and C-Line
- ✓ Our G-Line and M-Line Security Gates are ideal for retail spaces that stock high-value items
- ✓ We can manufacture custom retail accessories




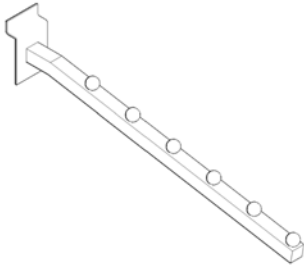
Scan for more
information on
Retail Accessories

RETAIL Accessories

Our retail accessories are designed to enhance merchandising performance across a wide range of retail environments. From everyday display essentials like hooks and brackets to system-specific accessories tailored for our shelving lines, we provide the components you need to create organized, flexible, and high-impact displays.

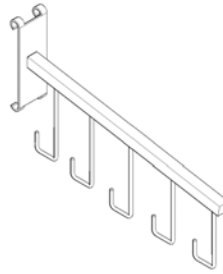
In addition to our standard offering, we specialize in custom-manufactured accessories, allowing us to design solutions that meet unique merchandising, security, or space requirements.





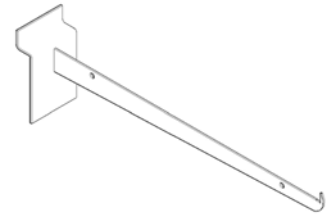
Slatwall 6 Ball Waterfall Hook

Projection: 16"
Finish: Black, Chrome



Gridwall 5 Hanger Waterfall Hook

Projection: 12"
Finish: Black, Chrome



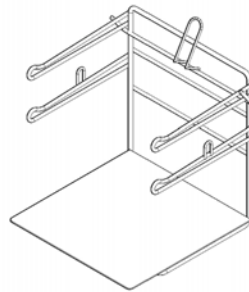
Slatwall Shelf Bracket

Projection: 6", 8", 10", 12", 14", 16"
Finish: Black, Chrome



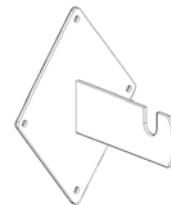
Slatwall Picture Hook

Finish: Black, Chrome, White



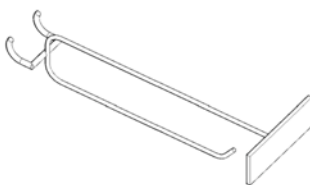
Bag Holder

Finish: Chrome



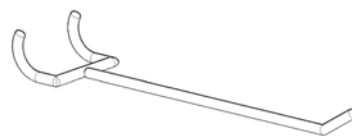
Wall Mount Bracket for Gridwall Panel

Finish: Black, Chrome, White



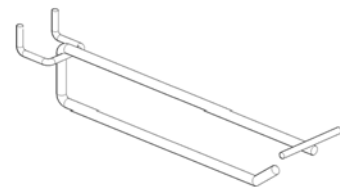
Pegboard Scanner Hook - Plate

Projection: 4", 6", 8", 10"



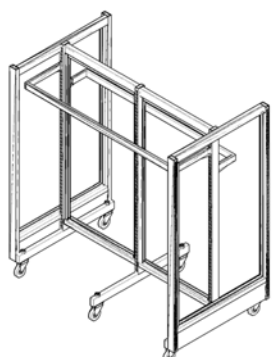
Pegboard Hook

Projection: 2", 4", 6", 8", 10", 12"



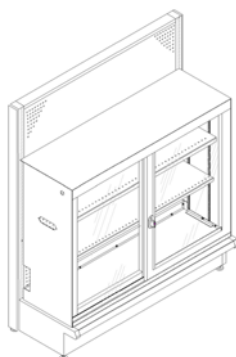
Pegboard Flip Scan Hook

Projection: 4", 6", 8", 10"



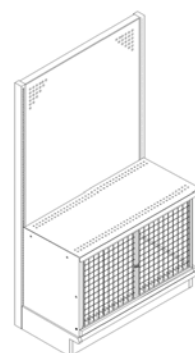
Rolling Apparel Rack

Width: 48"
Height: 54"
Finish: Grey



G-Line: Security Cabinet

Finish: White



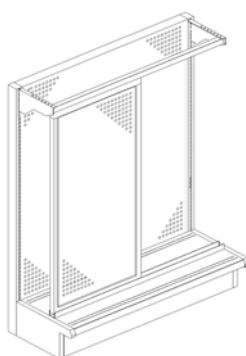
G-Line: Security Gate

Width: 48"
Height: 28", 48"
Finish: Gun Metal, Black



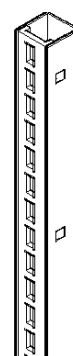
G-Line: Cross Bar

Depth: 3"
Width: 48"
Finish: Gun Metal



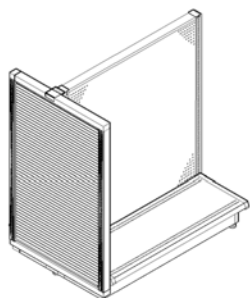
G-Line: Rolling Panel

Width: 22"
Height: 65"
Finish: Gun Metal



G-Line: Wall Mount Standard

Height: 32" 36" 48" 60" 72" 84" 96"
Finish: Gun Metal, Silver
White, Black, Almond



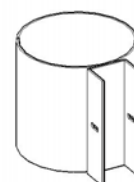
G-Line: Feature End Frame

Height: 54" 60" 66" 72" 84" 96"
Length: 30" 36" 48"
Finish: Silver White, Almond, Grey,
Black



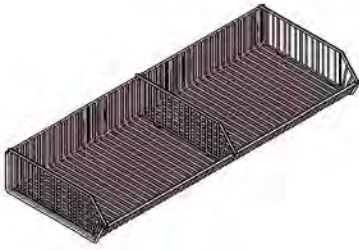
M-Line: M-Bar

Width: 36" 48"
Finish: Gun Metal, Grey, Silver White



M-Line: Pipe Holder

Finish: Gun Metal



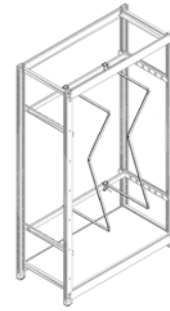
M-Line: Wire Basket/Divider

Size: 16 x 48 x 6", 22 x 48 x 6",
22 x 48 x 12"

Finish: Chrome



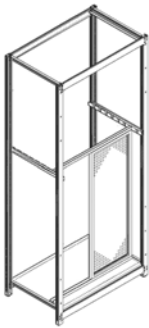
M-Line: Spool Rack



M-Line: Span Divider

Size: 20 x 48" W

Finish: Grey

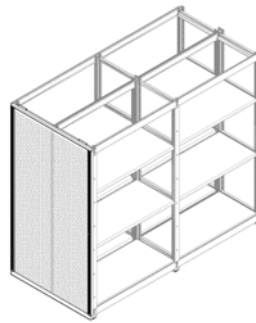


M-Line: Rolling Panel

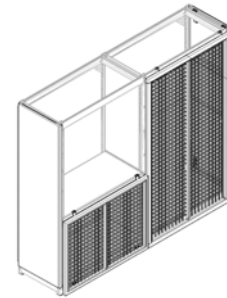
Width: 24"

Height: 65" 84"

Frame Finish: Gun Metal



M-Line: End Panel



M-Line: Security Gate

Width: 22" 36" 48"

Height: 34" 84"

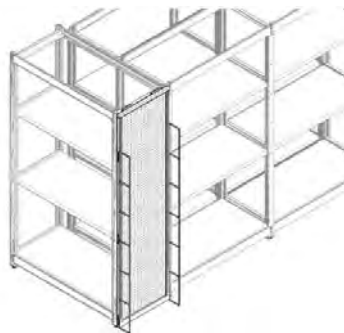
Finish: Gun Metal, Black, Grey



M-Line: Wire Guard Profit Panel

Size: 05 x 72"H

Finish: Grey

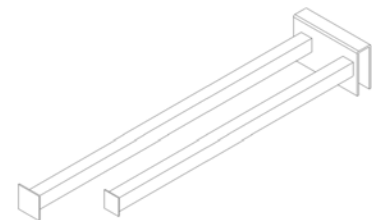


M-Line: Profit Panel

Width: 24" 30" 36" 48"

Depth: 13" 16" 19" 22" 25"


Finish: Gun Metal, Grey, Silver White



M-Line: Long Handle Tool Display

Projection: 19"

Finish: Gun Metal



COMPLETED PROJECTS



G-Line Security Cabinet

Project Spotlight Fred Meyer

Fred Meyer was experiencing ongoing theft of high-value electronics in their stores and needed a secure fixture solution that would integrate seamlessly with their existing gondola shelving system. The unit also had to be simple enough for in-store associates to install without requiring outside labour.

To solve this, our design team created a custom metal **Security Cabinet**, that attaches directly to their existing gondola shelving. The cabinet features polycarbonate shatterproof doors, which provide strong product protection while still allowing excellent visibility for customers. Each unit arrives pre-assembled for fast installation—store staff can secure it in place by adding a crossbar into the posts and tightening two nuts.

During the development phase, our team collaborated closely with Fred Meyer, beginning with concept drawings and moving through several prototype iterations. This ensured the final product met all security, usability, and merchandising requirements across their stores.



M-Line run with custom branded Security Doors

Project Spotlight UFA Farm and Ranch Supply

We recently supplied the retail shelving for the UFA Farm and Ranch Supply Store in Airdrie, Alberta. Because UFA merchandises heavy and oversized products, they required a shelving system with strong weight-bearing capacity—making our M-Line shelving system the ideal choice for their store.

To enhance merchandising and branding, UFA wanted a clean, solid surface that could display bright graphics throughout the store. To achieve this, we repurposed our **M-Line security gates**, converting them from a wire door into a solid metal door. This gave UFA the perfect surface to apply custom graphics and store-wide branding.

This solution also allowed staff to hide overstocked or bulky merchandise behind the solid panels, while still keeping items easily accessible—a combination of durability, storage efficiency, and visual appeal.


The result is a strong, visually cohesive merchandising system that supports UFA's brand identity while meeting the heavy-duty requirements of their farm and ranch product assortment.



“

“We recently forged a dynamic partnership with Continental Store Fixture Group for our store remodels, transitioning from an outdated fixture to their cutting-edge M-Line system. Collaborating closely, we tailored the solution to meet specific requirements, culminating in a fixture boasting unparalleled versatility, overhead storage capacity, and seamless installation. The M-Line’s flexibility in depth, height, and various accessories not only elevated staff efficiency but also enhanced the overall shopping experience and in-store presentation.”

**Denny Popoff, Retail Field Specialist,
UFA Co-operative Ltd.**



M-Line run with Profit Panel



(Above) M-Line run with Floating Panel



Custom Register with Stainless Steel Counter

Project Spotlight McCoy's Building Supply

McCoy's Building Supply is a large hardware store chain based primarily in Texas. Because they merchandise heavy, bulky products such as paint cans, power tools, electrical supplies, and building materials, they required a shelving system designed for strength and durability. Our exclusive heavy-duty M-Line shelving system was the ideal solution.

M-Line offers exceptional weight-bearing capacity, easy assembly, and a clean, professional appearance that complements hardware retail environments. The system also allows McCoy's to secure high-value products using our **M-Line Security Gate**, which locks directly onto the fixture for enhanced theft prevention.

In addition to M-Line, McCoy's uses a variety of our **G-Line gondola shelving** throughout their stores, along with **custom millwork** elements such as service counters and paint department counters. Together, these systems provide a durable and flexible merchandising solution that supports the wide range of products sold in their stores.



(Above) G-Line run with Standard Shelves



M-Line run with Standard Shelves

“

There are key qualities that I look for in a vendor/supplier. Quality, pricing and service are among the top of the list. The team at Continental exceeds those expectations, second to none. A special fixture called ‘M-Line’ was strategically designed to support our products sold in our building supply stores. A lightweight, but very durable fixture-racking with easy assembly, low maintenance, and good visual appeal.”

**Gene Langley, Sr. Project Manager,
McCoy's Building Supply**

Retail Services



STORE DESIGN

We provide professional retail store design services, including 2D floor plans, 3D store renderings, and fixture planning for retailers across Canada and the USA. Whether you're opening a new store, refreshing an existing layout, or optimizing your merchandising flow, our team delivers fast, accurate designs tailored to your space and your industry.

We work with retailers of all sizes—grocery stores, pharmacies, convenience stores, hardware stores, dollar stores, pet supply shops, and more—to ensure your space flows efficiently, and maximizes product visibility.



CUSTOM RETAIL FIXTURES

We specialize in designing and manufacturing custom metal fixtures tailored to the unique requirements of retailers across Canada and the United States. From specialized security solutions to fully custom metal and gondola-based display units, our team works directly with store owners, buyers, and national chains to bring custom concepts to life.

With decades of experience in retail shelving and fixtures, we can create custom retail solutions that enhance merchandising, improve store flow, increase product security, and deliver a polished, professional in-store experience.




SHIPPING SERVICES

We provide reliable and cost-effective shipping solutions for retail shelving, gondola fixtures, and custom millwork across Canada and the United States. With long-standing partnerships among trusted third-party freight carriers, we ensure your order arrives safely, on time, and at a competitive rate.

We understand that every store location is different, which is why we offer flexible add-on freight services tailored to your needs, including power tailgate delivery, limited-access delivery, scheduled appointments, and cross-border shipping support.

Powder Coat Finishes

Custom Finishes
Available



Grey

Pantone 427 C/Hex #D0D3D4

Our Grey finish is lighter in colour and available in most of our G-Line and M-Line shelving systems.



Black (Matte)

Pantone Black 4 C/Hex #31261D


Our Black finish is available in most of our G-Line, M-Line, and C-Line systems and accessories.



White

Hex #FFFFFF

Our White finish is clean and only available in our R-Line Rx pharmacy shelving.



Almond

Pantone P 1-9 U/Hex #F9F6E5


Our Almond finish is a creamy, eggshell white; it is available in our G-Line gondola shelving.



Gun Metal

Pantone 162-1-6 U/Hex #565352

Our Gun Metal finish is a very deep grey colour.



Silver-White

Pantone P 1-1 C/Hex #F8F7F2

This has a slight warm, grey cast making the finish slightly off-white.

Colours shown are an approximate match as the settings on monitors and printers will vary. Please use the listed Pantone and Hex Colour codes as a more accurate reference.

Frequently Asked Questions

1

Is your retail shelving Lozier compatible?

Yes, our G-Line gondola shelving is entirely Lozier compatible.

2

Do you ship to the United States?

We have shipped to all 50 U.S. states and across Canada. Furthermore, our shipping department will organize freight according to your requirements to ensure your order arrives on time and in the same condition as when it left the warehouse.

3

Do you offer store design services?

Yes, we offer store design services. We can create 2D floor plans and 3D renderings for your retail space. Depending on the size of the retail project and how many revisions are required, this process typically takes one week to complete.

4

What is the best type of retail shelving for a pharmacy?

Our R-Line, G-Line, and custom millwork are the most optimal for pharmacies.

Our R-Line system fits into smaller spaces, is lightweight, and the shelves are deep and sloped with a one-inch lip, keeping the product secure.

Our G-Line system is also great for pharmacies because of the variety of depth and height options, and the two-post system allows it to be an island unit or mounted to a wall, maximizing the space within the pharmacy.

Frequently Asked Questions Cont.

5

What is your M-Line shelving system and how is it different?

M-Line shelving is an exclusive system to Continental Store Fixture Group; it merges traditional features of G-Line gondola shelving with the durability and heavy duty features of warehouse racking, making it perfect for any retail space that merchandises bulky products, such as hardware stores. Our M-Line system is easy to set up, has various height and depth options, and has multiple accessory options.

6

Can you manufacture custom retail shelving?

Yes, we have the ability and resources to design and manufacture custom retail fixtures and have done so for numerous customers. If you would like to learn more about custom shelving for your retail space, please contact us and we would be happy to discuss this further.

7

What are the lead times for custom millwork orders?

Depending on the size and complexity of the millwork order, our average lead time is 6-8 weeks. To speed up the process, have an idea of what you require during your initial call with one of our Sales members.

8

What are the lead times for orders that require no millwork?

Depending on the size of the fixture order, our average lead time for retail shelving is 2-4 weeks. We maintain a large inventory and pride ourselves on having shorter lead times compared to the industry average.

CONTINENTAL
— STORE FIXTURE GROUP —

Let's Discuss Your Retail Vision
continentalsfg.com
1.800.663.4674