


ACTLung™

ACCELERATING TIMELY ACCESS TO FIRST-LINE
TARGETED THERAPY FOR NEWLY DIAGNOSED
LUNG CANCER PATIENTS

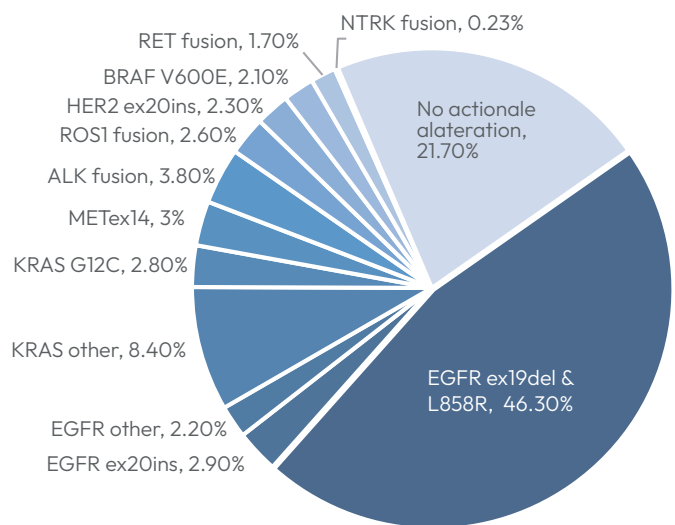


ACTLung™

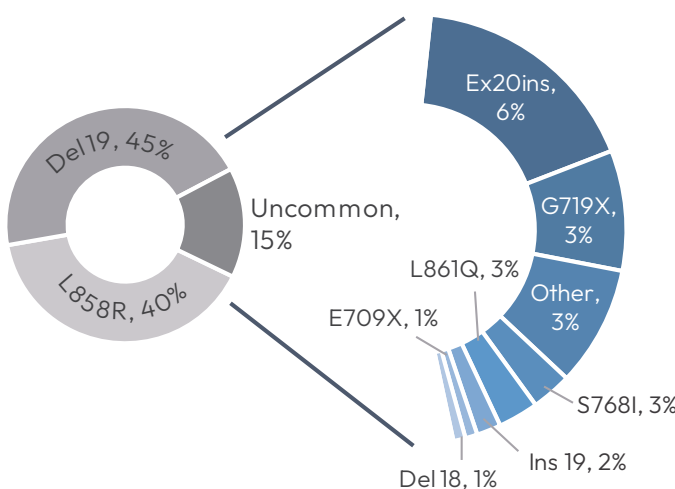
For Newly Diagnosed Non-small cell lung cancer (NSCLC): Identifying Opportunities for Targeted Therapy.

NCCN Guidelines recommend **broad molecular profiling** in NSCLC¹

Beyond EGFR, ALK and ROS1, Next generation sequencing (NGS) may enable efficient approach to guideline-recommended and uncommon actionable mutations².



Frequency of targetable oncogenic driver molecular alterations in NSCLC in Asia population³



Prevalence of uncommon EGFR mutations⁴

NGS captures uncommon EGFR mutations with variable TKI responses, supporting more informed and individualized treatment decisions.














































1. NCCN Clinical Practice Guidelines in Oncology: Non-Small Cell Lung Cancer. Version 3.2026. NCCN.
2. Penault-Llorca F et al. Virchows Arch. 2022;481:351-366.
3. Tan AC et al. J Clin Oncol. 2022;40(6):611-625.
4. Fukuda A et al. Clin Cancer Res. 2024;30(15):3128-3136

ACTLung™ Technical Specifications

Number of Genes Tested	16
Types of Mutants Analyzed	Single nucleotide Variants (SNVs); Small Insertions and Deletions (Indels); Copy Number Alterations (CNAs) and Fusion Genes
Sample Type	FFPE Tumor Tissue 5-20 unstained sections (5 µm/slide, surface area ≥ 125 mm ²) 1 H&E-stained slide (5 µm)
Turnaround Time	6 Working Days (from receipt of qualified samples at our CAP-accredited laboratory)

* In some cases, results may not be reported due to sample quality limitations.
Tumor purity of ≥ 10% is recommended for ACTLung™ testing.

ACTLung™ Gene List

ALK   	FGFR3   	NTRK2   
BRAF*   	KRAS  	NTRK3   
EGFR*   	MET*   	PIK3CA   
ERBB2   	NRG1 	RET   
FGFR1   	NTRK1   	ROS1   
FGFR2   		

 SNV / Indel  CNA  Fusion
*genes also provide exon-skipping alteration information



Newly Diagnosed Patients, Resectable Stage 1B-11IA or Unresectable locally advanced/ Metastatic Stage 11IB-11V.



Biomarker Associated Drug Information



6 Working Days Turnaround Time



Bioinformatic Analysis Based on Curated International Databases

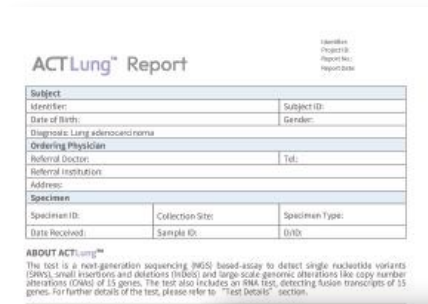


Easy-to-interpret Medical Report

CAP

Quality Assured Testing

ACTLung™ Report



1 Actionable summary of detected variants and associated therapies.

Report Summary for Actionable Variants/Biomarkers

Legend: **S** Sensitive **R** Resistant

Variants/Biomarkers with Clinical Significance (Target Therapy)		
Genomic Alterations	Evidence Level 1, 2 (FDA-approved, NCCN guideline)	Evidence Level 3A, 3B, 4 (Others)
KRAS G12D	-	S Avutometinib + Defactinib R Cetuximab, Panitumumab

Note:

- The therapeutic agents and possible effects to a given drug are based on mapping the variants/biomarkers with ACT Genomics clinical knowledge database. The mapping results only provide information for reference, but not a medical recommendation.
- Please refer to the corresponding sections for more detailed information about genomic alteration and clinical relevance listed above.

3 Variant reporting and classification are based on levels of evidence, prioritizing treatment-related evidence supported by international publications and clinical guidelines.

2 Icons are used to indicate drug sensitivity or resistance for faster interpretation.

ACT Genomics Co.,Ltd.

Member of Delta Group



www.actgenomics.com



service@actgenomics.com



+886-2-2795-3660



©2026 ACT Genomics Co., LTD. All Rights Reserved. It is possible that the test may return with no abnormal mutation identified for certain genes or part of the test results may not be available due to the technical limitations of the test itself and/or an individual's genetic differences and/or intra- or inter-tumoral heterogeneity even the test has been conducted under standard process. This material (including the test and the results) therefore are intended for educational purposes only for the use of healthcare professionals and do not replace independent professional judgement. This material (including the test and the results) shall at no time be deemed a diagnostic or medical treatment recommendation to any individual. No representation, warranty, express or implied, is made as to, and no reliance should be placed on the fairness, accuracy, completeness or correctness of the information or opinions which may be contained herein. The test takers shall always consult their healthcare professionals for any enquiries of clinical interpretation of the test results.

ACT GENOMICS is a registered trademark of ACT Genomics Co., LTD., and ACTLung™ is a trademark of ACT Genomics Co., LTD.

WW_DM_20260130_ACTLung_Brochure_V01