

evonicfires
quality electric fires built in britain



EVOFLAME INSETS AND STOVES

UK MADE

Evonic Fires occupy a 30,000sq ft manufacturing facility and produce some of the most advanced electric fires in the world, creating an abundance of products to fit any interior. Using components sourced from leading UK suppliers and assembled at our factory premises, Evonic Fires strive to achieve excellence with every fire we despatch. You can also be confident that in choosing an Evonic Fires appliance you are supporting British jobs, reducing your carbon footprint through shorter supply chains, and investing in a product that is built to last.



CERTIFICATION

Our company, CK Fires Ltd, are both ISO 14001 and 9001 certified. Our ISO 14001 certification is for our Environmental Management System, which assists us in minimising our effect on the environment through more efficient use of our resources and reduction of our waste. Our ISO 9001 certification provides guidance for our Quality Management System, which assists us to fulfil requirements and ensure customer satisfaction, while continuously improving the effectiveness of our operations.



NIBE GROUP MEMBER

CK Fires Ltd is a group member of NIBE, a Swedish multinational company that specialises in energy-efficient and environmentally friendly heating solutions. NIBE is a world leader in heating technology, with a wide range of products and solutions for homes, commercial buildings, and industrial applications.

Here for you...

NATIONWIDE RETAILER NETWORK

With our extensive network of over 300 dedicated retailers, it has never been easier to find the Evonic fire you are looking for. Our website features a detailed search engine to locate your nearest Evonic Fires dealer, and you can even narrow the search down to find particular ranges or models using our product filter tool. Scan the QR code to view our retailers page.



CUSTOMER SERVICE

Our dedicated team work tirelessly to ensure we offer the highest calibre of customer service. The Evonic Fires sales department are always on hand to answer any queries you may have regarding our products before or after you make a purchase, and our knowledgeable service department will always have time to discuss any after sales questions, to ensure you are getting the best performance from your Evonic fire.

FIVE YEAR WARRANTY



All our products come with a five year cover as standard. For year one, parts and labour will be covered, and to qualify for the additional four years, parts only warranty, consumers will have to register their product on the Evonic Fires website within 30 days of purchase. During years two to five there will be a manufacturer's chargeable service call out option. Scan the QR code to be taken to the product registration page.



Simple operation

Our inset models come with a choice of two control methods, so you can choose the preferred method to operate your new fire that best suits your needs. We offer our inset range with a simple manual control option, with ON/OFF and heater switches located on the side of the fire, or for a more accessible control platform you may wish to choose the Evonic handset. This is an easy-to-use remote that allows access to two heat settings: high or low, brightness control, and timer settings.

Our stove collection offers a multitude of control options to suit every customer. Users can enjoy the ambiance and warmth of an Evonic stove, all whilst controlling it from the comfort of their sofa using the e-smart cloud app, the e-smart remote, or voice control. All platforms allow full access to the features of your stove, including heat settings, animation selection, LED brightness, and animation speed.

Each product page will show icons indicating what control methods are applicable with that particular Evonic product.



Manual control



Inset remote



App control



e-smart remote




Features

BESPOKE FUEL BED & FUEL SET



Each Evonic Fires model comes complete with a bespoke fuel bed and fuel set, chosen specifically by our design team to enhance the aesthetic of your fire.

FINISH OPTIONS



Brass



Nickel



Black nickel



Chrome



Gold

evoflame® TECHNOLOGY

By using the very latest LED lighting technology, Evonic Fires produce some of the most vibrant and realistic electric fires in the world. **evoflame®** is created by using a combination of fans and carefully placed textured ribbons to create this multi-award-winning effect. Scan the QR code to view **evoflame®** in action.



Argenta 16



Shown in black nickel

- 750 / 1500W heat outputs
- Ceramic log set
- Concealed top heater
- Award-winning **evoflame®** effect
- Glass fronted
- Overbed illumination system
- 75mm deep
- Fits into 16" x 22" opening
- Available in chrome and black nickel
- Remote controlled

Argenta 22



Shown in chrome

- 750 / 1500W heat outputs
- Ceramic log set
- Concealed top heater
- Award-winning **evoflame®** effect
- Glass fronted
- Overbed illumination system
- 75mm deep
- Fits into 16" x 22" opening
- Available in chrome and black nickel
- Remote controlled

Oberon



Shown in chrome

- 750 / 1500W heat outputs
- Ceramic log set
- Concealed top heater
- Award-winning **evoflame®** effect
- Cast frame and ashpan
- Open fronted
- 75mm deep
- Fits into 16" x 22" opening
- Available in black nickel, chrome or gold
- Manual or remote controlled

Strellar



Shown in gold

- 750 / 1500W heat outputs
- Glass fronted
- 75mm deep
- Fits into 16" x 22" opening
- Available in black nickel, chrome or gold
- Manual or remote controlled
- Glass fronted
- 75mm deep
- Fits into 16" x 22" opening
- Available in black nickel, chrome or gold
- Manual or remote controlled

Kepler 22



Shown in black nickel

- 750 / 1500W heat outputs
- Glass fronted
- Ceramic log set
- Award-winning **evoflame®** effect
- Hot ash effect fuel bed
- Overbed illumination system
- 75mm deep
- Fits into 16" x 22" opening
- Available in nickel, chrome, black or brass
- Manual or remote controlled

Colorado



Shown in chrome

- 750 / 1500W heat outputs
- Glass fronted
- Ceramic log set
- Award-winning **evoflame®** effect
- Concealed top heater
- Overbed illumination system
- 75mm deep
- Fits into 16" x 22" opening
- Available in nickel, chrome, black or brass
- Manual or remote controlled

Sphera



- 750 / 1500W heat outputs
- Curved front glass
- Ceramic log set
- Award-winning **evoflame®** effect
- Bottom mounted heater
- Overbed illumination system
- 75mm deep
- Fits into 16" x 22" opening
- Black with decorative chrome frame
- Remote controlled

Topaz



Shown in chrome

- 750 / 1500W heat outputs
- Ceramic log set
- Award-winning **evoflame®** effect
- Overbed illumination system
- 75mm deep
- Fits into 16" x 22" opening
- Available in polished chrome
- Manual or remote controlled

Tuva



- 750 / 1500W heat outputs
- Glass fronted
- Woodland or silver birch split log set
- Award-winning **evoflame®** effect
- Decorative log storage space
- Overbed illumination system
- Independent fuel bed settings
- 14 flame effects to choose select
- Works with Amazon Alexa or Google Assistant
- Remote or e-smart cloud app control

Halmstad



- 750 / 1500W heat outputs
- Glass fronted
- Woodland or silver birch split log set
- Award-winning **evoflame®** effect
- Decorative log storage space
- Overbed illumination system
- Independent fuel bed settings
- 14 flame effects to select
- Works with Amazon Alexa or Google Assistant
- Remote or e-smart cloud app control

Halden



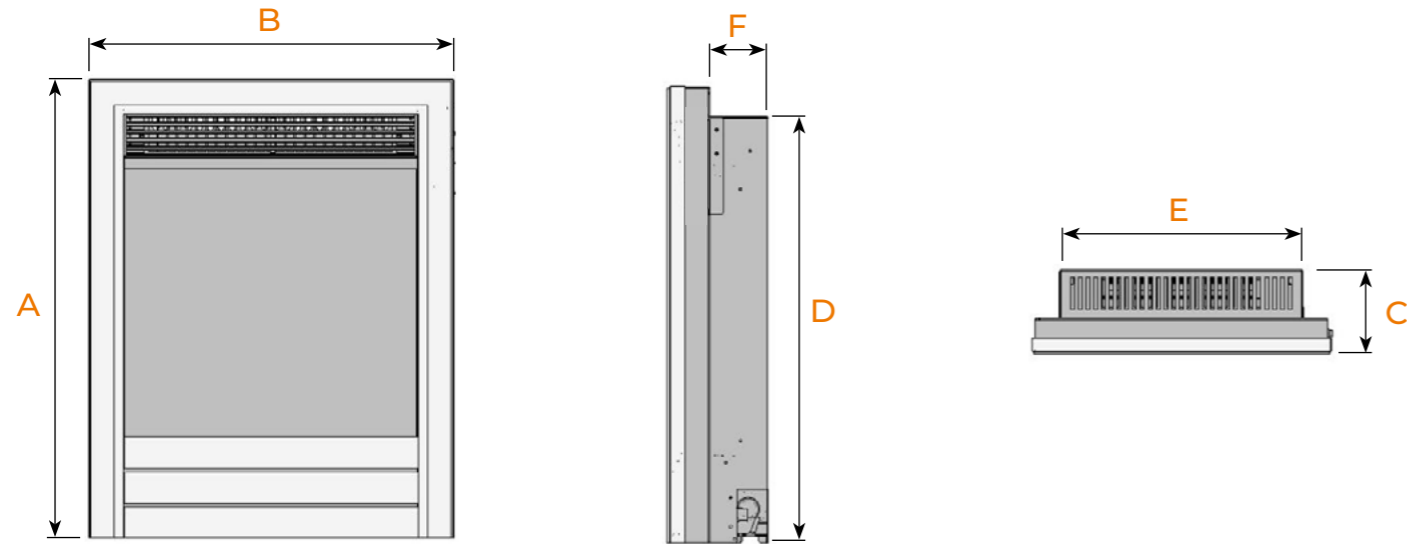
- 750 / 1500W heat outputs
- Glass fronted
- Woodland or silver birch split log set
- Award-winning **evoflame®** effect
- Decorative log storage space
- Overbed illumination system
- Independent fuel bed settings
- 14 flame effects to choose select
- Works with Amazon Alexa or Google Assistant
- Remote or e-smart cloud app control



Download our brochures by scanning the QR code or from our website www.evonicfires.co.uk



Specifications



SPACER OPTIONS

Can't find a model that suits the depth of your fire? A spacer may be exactly what you need! Our **75mm** spacer frame can be easily fitted to the rear of all inset models, and will reduce the required depth of the inset by 75mm.



Dimensions

Product	Total Height A	Total Width B	Total Depth C	Inset Height D	Inset Width E	Inset Depth F
Argenta 16	590mm	464mm	127mm	550mm	382mm	75mm
Argenta 22	606mm	638mm	125mm	550mm	382mm	75mm
Oberon	615mm	515mm	200mm	550mm	382mm	75mm
Stellar	615mm	515mm	200mm	550mm	382mm	75mm
Kepler 22	605mm	645mm	135mm	550mm	382mm	75mm
Colorado	605mm	460mm	130mm	550mm	382mm	75mm
Sphera	600mm	475mm	204mm	550mm	382mm	75mm
Topaz	605mm	645mm	135mm	550mm	382mm	75mm
Halmstad	831mm	863mm	331mm	N/A	N/A	N/A
Tuva	1014mm	493mm	342mm	N/A	N/A	N/A
Halden	1015mm	488mm	416mm	N/A	N/A	N/A

Manufactured in the United Kingdom. The images in this brochure are produced using photography and CGI. Although the utmost care has been taken to accurately portray our products, we always advise a viewing in person at an approved Evonic Fires retailer's showroom. Evonic Fires pride itself on constant development and improvement. Product descriptions are accurate at the time of publishing but are subject to change.

evonicfires

DEALER STAMP

ISSUE 01

+44 (0) 1789 263868 | sales@evonicfires.co.uk | www.evonicfires.co.uk



www.carbonbalancedpaper.com
CSP1234567

evonicfires
quality electric fires built in britain

 **TRENT**



INSETS | STOVES | SURROUNDS



“We strive to design and deliver sustainable products that are aspirational and driven by technology through innovation.”

ANDREW COX | MANAGING DIRECTOR



WHERE INNOVATION MEETS ELEGANCE!

Founded in 2005 in Stratford-upon-Avon, the heart of Shakespeare country, CK Fires Ltd are a multi-award-winning manufacturer. Our Evonic Fires brand is proud to produce a range of British built electric appliances and are considered as one of the most technically advanced manufacturers in the world. Our range has a heating solution to suit any interior, with a variety of styles, sizes and flame effects to choose from.

Adding an electric fire provides a comfortable and attractive solution for those looking to add warmth and style to their living space.



LEADERS OF ELECTRIC FIRES

Evonic Fires occupy a 30,000sq ft manufacturing facility and produce some of the most advanced electric fires in the world, creating an abundance of products to fit any interior. Using components sourced from leading suppliers and assembled at our factory premises, Evonic Fires strive to achieve excellence with every fire we despatch. You can also be confident that in choosing an Evonic Fires appliance you are supporting British jobs, reducing your carbon footprint through shorter supply chains, and investing in a product that is built to last.



CERTIFICATION

Our company, CK Fires Ltd, are both ISO 14001 and 9001 certified. Our ISO 14001 certification is for our Environmental Management System, which assists us in minimising our effect on the environment through more efficient use of our resources and reduction of our waste. Our ISO 9001 certification provides guidance for our Quality Management System, which assists us to fulfil requirements and ensure customer satisfaction, while continuously improving the effectiveness of our operations.



PART OF **NIBE** GROUP

CK Fires Ltd is a group member of NIBE, a Swedish multinational company that specialises in energy-efficient and environmentally friendly heating solutions. NIBE is a world leader in heating technology, with a wide range of products and solutions for homes, commercial buildings, and industrial applications.

Here for you..

NATIONWIDE RETAILER NETWORK

With our extensive network of over 300 dedicated retailers, it has never been easier to find the Evonic fire you are looking for. Our website features a detailed search engine to locate your nearest Evonic Fires dealer, and you can even narrow the search down to find particular ranges or models using our product filter tool. Scan the QR code to view our retailers page.



CUSTOMER SERVICE

Our dedicated team work tirelessly to ensure we offer the highest calibre of customer service. The Evonic Fires sales department are always on hand to answer any queries you may have regarding our products before or after you make a purchase, and our knowledgeable service department will always have time to discuss any after sales questions, to ensure you are getting the best performance from your Evonic fire.

FIVE YEAR WARRANTY



All our products come with a five year cover as standard. For year one, parts and labour will be covered, and to qualify for the additional four years, parts only warranty, consumers will have to register their product on the Evonic Fires website within 30 days of purchase. During years two to five there will be a manufacturers chargeable service call out option. Scan the QR code to be taken to the product registration page.





Fireplaces made by craftsmen in the heart of Great Britain

We combine traditional craftsmanship with modern materials and techniques to create a range of meticulously designed products at our factory in Nottingham.

At TRENT, we understand that the fireplace is the centrepiece of any room. That's why each of our surrounds are individually manufactured, receiving the care and attention to detail that truly sets us apart.

Our surrounds are crafted from medium-density fibreboard (MDF) and come in a variety of colours to suit your style.

MDF is an engineered wood product made by refining hardwood or softwood residuals into wood fibres.



C800 4-sided model shown within the Chesneys Alderney fire surround

Black Edition

Introducing the Black Edition Models - Elevate Your Experience

We are thrilled to unveil our new Black Edition models, now available across the e-lectra range.

The Black Edition features a sophisticated black rear screen, meticulously designed to minimise reflections, and enhance the vibrancy of the flame colours, bringing your space to life with more intensity. The UHD (HD for inset models) front glass, nearly invisible to the eye, offers an ultra-clear view that perfectly complements our exquisitely crafted real logs. And, the speed control feature lets you adjust the flame speed, ranging from a gentle simmer to a lively, dynamic effect.

Discover the ultimate in clarity, vibrancy, and design with the Black Edition – where innovation meets elegance.

Setting the mood...

CONTROLLING YOUR FIRE

Access and control the features of our fires through the e-smart cloud app on your phone or tablet. These fires are compatible with Amazon Alexa or Google Assistant for voice control. A remote handset comes as standard with all models, or can be integrated into a home automation system, such as Control 4.

LOW RUNNING COST

Use our Energy Cost Calculator to see how affordable an Evonic fire is by visiting our website www.evonicfires.co.uk

Based on a C1, the running cost, for 4 hours, using the flame effect only is less than 2p. Over the same period, but with turning the heat on, it's less than £1. *




*Energy usage based on a C1 fire. Prices are calculated using the UK: Energy Price Guarantee (April 2025) fixed unit rate of 27p per kWh. Please check your tariff for detailed cost of running. Prices rounded to nearest whole pence. Flame effect only calculation based on 4 hours usage. Heat calculation based on 4 hours of thermostatic usage with 50% duty cycle plus flame effect. Calculations do not include installation, maintenance, or servicing.

Fascia options



AVAILABLE IN 16" AND 22"



Model	Polished Chrome	Nickel	Brass	Black	Gold
Brooklyn	✓	N/A	N/A	N/A	N/A
Argenta	✓	✓	N/A	N/A	N/A
Stellar	✓	✓	N/A	N/A	✓
Colorado	✓	✓	✓	✓	N/A
Detroit	N/A	N/A	N/A	✓	N/A
Balham	✓	✓	N/A	N/A	✓



e-lectra effect

The **e-lectra** range from Evonic Fires harnesses cutting-edge LED technology, coupled with a hypnotic and modern flame picture. This mesmerising and virtually silent effect is available with 11 unique flame effects to choose from, and is available in all appliances within this brochure. Scan the QR code to view our **e-lectra** flame effect in action.



e-lectra C1



e-lectra
C-series
inset range

At 300mm in depth, the e-lectra C1 model is the deepest inset in the Evonic Fires range. Designed to seamlessly fit into a standard 16" x 22" opening, the C1 incorporates reflective side panels to further enhance the flame picture and highlight the expanse of this superb fire.

Specifications

- Concealed 750/1500W heat output
- 300mm full depth fuel bed or reduce to 225mm with optional spacer
- Six distinct fascia options - pg 15
- Available as 16 or 22-inch
- Glass fronted (except Detroit which is acrylic)
- Remote or e-smart cloud app control
- Authentic log fuel bed
- Depth enhancing, reflective side panels
- Works with Amazon Alexa and Google Assistant
- 11 flame effects to choose from
- Upgrade to **Black Edition** - see pages 12-13



C1 Detroit 22" in black within the TRENT Millbrook surround



C1 Balham 16" in gold within the TRENT Brookfield surround



C1 Argenta 16" shown in nickel within the TRENT Chelsea surround

Details for TRENT surrounds are available on page 38

e-lectra C2



e-lectra
C-series
inset range

With a depth of 200mm, the e-lectra C2 model harnesses the same impressive features as the C1. With its impressive flame window, and a choice of 11 varying flame effects, the C2 is sure to be the centrepiece your living room deserves.

Specifications

- Concealed 750/1500W heat output
- 200mm mid depth fuel bed or reduce to 125mm with optional spacer
- Six distinct fascia options - pg 15
- Available as 16 or 22-inch
- Glass fronted (except Detroit which is acrylic)
- Remote or e-smart cloud app control
- Authentic log fuel bed
- Depth enhancing, reflective side panels
- Works with Amazon Alexa and Google Assistant
- 11 flame effects to choose from
- Upgrade to **Black Edition** - see pages 12-13



C2 Stellar 16" shown in nickel within the TRENT Modena surround



C2 Colorado 16" shown in brass within the TRENT Chelsea surround



C2 Brooklyn 22" shown in polished chrome within the TRENT Benidorm surround

e-lectra C3



e-lectra
C-series
inset range

The e-lectra C3 is an ideal choice for customers who require an exceptional, standard 150mm depth inset. Customers can choose from six distinct fascia options to perfectly suit their décor, with the added comfort of controlling the features of their fire from the comfort of their sofa.

Specifications

- Concealed 750/1500W heat output
- 150mm in depth or reduce to 75mm with optional spacer
- Six distinct fascia options - pg 15
- Available as 16 or 22-inch
- Glass fronted (except Detroit which is acrylic)
- Remote or e-smart cloud app control
- Authentic log fuel bed
- Depth enhancing, reflective side panels
- Works with Amazon Alexa and Google Assistant
- 11 flame effects to choose from
- Upgrade to **Black Edition** - see pages 12-13



C3 Balham 22" shown in nickel within the TRENT Benidorm surround



C3 Colorado 16" shown in brass within the TRENT Benidorm Arch surround



C3 Stellar 16" shown in polished chrome within the TRENT Newland surround

e-lectra Campden



Introducing our latest premium freestanding appliance, designed to deliver the highest heat output in our stove range with unmatched style. Finished in a sleek, modern aesthetic, it's part of the exclusive Black Edition, featuring UHD anti-reflective front glass for a crystal-clear view of the flames. Handcrafted Cotswold logs add a touch of rustic elegance, while the robust full-steel construction guarantees lasting durability and quality.

Specifications

- Concealed 2000W heat output
- Finished in Anthracite
- Speed control feature
- Black rear screen
- UHD Anti-Reflective front glass
- Cotswold fixed hand-crafted logs
- Full steel construction
- Remote or e-smart cloud app control
- Works with Amazon Alexa and Google Assistant
- 11 flame effects to choose from



Campden 4 within the Chesneys Gaumont surround



Cotswold fixed hand-crafted logs



Campden 5 within the TREN T Cheshire surround

Details for TREN surrounds are available on page 38

e-lectra C600

**BLACK
EDITION**
SEE PAGES 12-13

The e-lectra C600 stove is a perfect all-rounder. The versatility this model offers when deciding on installation is a huge benefit, with the C600 being easily installed into fireplace hearths or wall cavities to create an impressive focal point.

Specifications

- Concealed 750/1500W heat output
- Traditional cassette-style design
- Available with 3 or 4-sided frame
- Speed control feature
- Black rear screen
- UHD Anti-Reflective front glass
- Cotswold fixed hand-crafted logs
- Two fitting configurations available -
Floor based or wall insert
- Finished in black - RAL9005
- Remote or e-smart cloud app control
- Works with Amazon Alexa and Google Assistant
- 11 flame effects to choose from



C600 4-sided model shown



Cotswold fixed hand-crafted logs



e-lectra
C600
flame effect



C600 3-sided model shown

e-lectra C800



Like the C600, the e-lectra C800 offers the option of being installed into fireplace hearths or wall cavities. Being a larger model, you get an expansive view allowing for a richer and more comprehensive appreciation of the flame picture.

Specifications

- Concealed 750/1500W heat output
- Traditional cassette-style design
- Available with 3 or 4-sided frame
- Speed control feature
- Black rear screen
- UHD Anti-Reflective front glass
- Cotswold fixed hand-crafted logs
- Two fitting configurations available - Floor based or wall insert
- Finished in black - RAL9005
- Remote or e-smart cloud app control
- Works with Amazon Alexa and Google Assistant
- 11 flame effects to choose from



C800 3-sided model shown within the Chesneys Burlington fire surround



Cotswold fixed hand-crafted logs



e-lectra
C800
flame effect



C800 4-sided model shown

e-lectra C900



Create a hypnotising setting in your living space with the e-lectra C900, the essence of stylishness and efficiency. As the largest stove in the C-series range, its streamlined design is the perfect addition, blending effortlessly with any taste and style.

Specifications

- Concealed 750/1500W heat output
- Traditional cassette-style design
- Available with 3 or 4-sided frame
- Speed control feature
- Black rear screen
- UHD Anti-Reflective front glass
- Cotswold fixed hand-crafted logs
- Two fitting configurations available - Floor based or wall insert
- Finished in black - RAL9005
- Remote or e-smart cloud app control
- Works with Amazon Alexa and Google Assistant
- 11 flame effects to choose from



C900 3-sided model shown



Cotswold fixed hand-crafted logs



e-lectra
C900
flame effect

C900 4-sided model shown within the Chesneys Monroe fire surround

e-lectra Banff

With its hypnotic flame display and British Woodland real log set, the e-lectra Banff is the latest, striking addition to the Evonic stove family. This plug-and-play stove requires minimal installation and setup, so you can sit back and enjoy the ambient warmth in no time.

Specifications

- 750/1500W heat output
- Freestanding for easy install
- British Woodland real log set
- 3-sided viewing windows
- Curved front door
- Full steel construction
- Remote or e-smart cloud app control
- Works with Amazon Alexa and Google Assistant
- 11 flame effects to choose from



British Woodland real log set



Genesis insets

The Genesis inset range delivers a sleek and contemporary electric fireplace experience. Featuring advanced LCD technology, these electric fires showcase remarkably lifelike flames, adjustable to three distinct settings for a captivating visual display.

Specifications

- 1500W heat output
- LCD Technology
- 75mm recessed depth
- Three flame settings - high / medium / low
- Six distinct fascia options - pg 15
- Available as 16 or 22-inch
- Glass fronted
- Real Oak fuel bed
- Remote or e-smart cloud app control
- Works with Amazon Alexa and Google Assistant



Genesis Colorado 16" shown in polished chrome within the TRENТ Millbrook surround




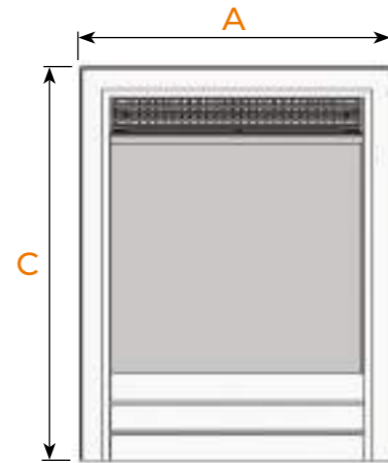
Genesis Balham 16" shown in gold



Genesis Colorado 22" shown in nickel within the TRENТ Modena surround

Dimensions

Model	Width		Height		Depth		
	Overall (A)	Insert (B)	Overall (C)	Insert (D)	Overall (E)	Insert (F)	Frame (G)
C1 Brooklyn 16"	490mm	382mm	605mm	550mm	325mm	300mm	25mm
C1 Argenta 16"	464mm	382mm	615mm	550mm	315mm	300mm	15mm
C1 Strellar 16"	515mm	382mm	620mm	550mm	370mm	300mm	70mm
C1 Colorado 16"	460mm	382mm	605mm	550mm	325mm	300mm	25mm
C1 Detroit 16"	460mm	382mm	605mm	550mm	340mm	300mm	40mm
C1 Balham 16"	490mm	382mm	605mm	550mm	325mm	300mm	25mm
C1 Brooklyn 22"	645mm	382mm	605mm	550mm	325mm	300mm	25mm
C1 Argenta 22"	638mm	382mm	620mm	550mm	315mm	300mm	15mm
C1 Strellar 22"	655mm	382mm	615mm	550mm	370mm	300mm	70mm
C1 Colorado 22"	645mm	382mm	605mm	550mm	325mm	300mm	25mm
C1 Detroit 22"	636mm	382mm	605mm	550mm	340mm	300mm	40mm
C1 Balham 22"	645mm	382mm	605mm	550mm	325mm	300mm	25mm
C2 Brooklyn 16"	490mm	382mm	605mm	550mm	225mm	200mm	25mm
C2 Argenta 16"	464mm	382mm	620mm	550mm	215mm	200mm	15mm
C2 Strellar 16"	515mm	382mm	620mm	550mm	270mm	200mm	70mm
C2 Colorado 16"	460mm	382mm	605mm	550mm	225mm	200mm	25mm
C2 Detroit 16"	460mm	382mm	605mm	550mm	240mm	200mm	40mm
C2 Balham 16"	490mm	382mm	605mm	550mm	225mm	200mm	25mm
C2 Brooklyn 22"	645mm	382mm	605mm	550mm	225mm	200mm	25mm
C2 Argenta 22"	638mm	382mm	615mm	550mm	215mm	200mm	15mm
C2 Strellar 22"	655mm	382mm	620mm	550mm	270mm	200mm	70mm
C2 Colorado 22"	645mm	382mm	605mm	550mm	225mm	200mm	25mm
C2 Detroit 22"	636mm	382mm	605mm	550mm	240mm	200mm	40mm
C2 Balham 22"	645mm	382mm	605mm	550mm	225mm	200mm	25mm
C3 Brooklyn 16"	490mm	382mm	605mm	550mm	175mm	150mm	25mm
C3 Argenta 16"	464mm	382mm	590mm	550mm	165mm	150mm	15mm
C3 Strellar 16"	515mm	382mm	615mm	550mm	220mm	150mm	70mm
C3 Colorado 16"	460mm	382mm	605mm	550mm	175mm	150mm	25mm
C3 Detroit 16"	460mm	382mm	590mm	550mm	190mm	150mm	40mm



Model	Width		Height		Depth		
	Overall (A)	Insert (B)	Overall (C)	Insert (D)	Overall (E)	Insert (F)	Frame (G)
C3 Balham 16"	460mm	382mm	605mm	550mm	175mm	150mm	25mm
C3 Brooklyn 22"	645mm	382mm	605mm	550mm	175mm	150mm	25mm
C3 Argenta 22"	638mm	382mm	615mm	550mm	165mm	150mm	15mm
C3 Strellar 22"	655mm	382mm	620mm	550mm	220mm	150mm	70mm
C3 Colorado 22"	645mm	382mm	605mm	550mm	175mm	150mm	25mm
C3 Detroit 22"	636mm	382mm	605mm	550mm	190mm	150mm	40mm
C3 Balham 22"	645mm	382mm	605mm	550mm	175mm	150mm	25mm
Campden 4	436mm	N/A	612mm	N/A	322mm	N/A	N/A
Campden 5	532mm	N/A	647mm	N/A	322mm	N/A	N/A
C600 3-sided	693mm	600mm	546mm	500mm	309mm	302mm	7mm
C600 4-sided	693mm	600mm	579mm	500mm	309mm	302mm	7mm
C800 3-sided	800mm	705mm	645mm	600mm	325mm	320mm	5mm
C800 4-sided	800mm	705mm	680mm	600mm	325mm	320mm	5mm
C900 3-sided	895mm	800mm	533mm	490mm	325mm	320mm	5mm
C900 4-sided	895mm	800mm	570mm	490mm	325mm	320mm	5mm
Banff	460mm	N/A	670mm	N/A	355mm	N/A	N/A
Genesis Brooklyn 16"	490mm	382mm	605mm	550mm	150mm	75mm	75mm
Genesis Argenta 16"	464mm	382mm	615mm	550mm	140mm	75mm	65mm
Genesis Strellar 16"	515mm	382mm	620mm	550mm	195mm	75mm	120mm
Genesis Colorado 16"	460mm	382mm	605mm	550mm	150mm	75mm	75mm
Genesis Detroit 16"	460mm	382mm	605mm	550mm	165mm	75mm	90mm
Genesis Balham 16"	490mm	382mm	605mm	550mm	150mm	75mm	75mm
Genesis Brooklyn 22"	645mm	382mm	605mm	550mm	150mm	75mm	80mm
Genesis Argenta 22"	638mm	382mm	615mm	550mm	140mm	75mm	70mm
Genesis Strellar 22"	655mm	382mm	620mm	550mm	195mm	75mm	125mm
Genesis Colorado 22"	645mm	382mm	605mm	550mm	150mm	75mm	80mm
Genesis Detroit 22"	636mm	382mm	605mm	550mm	165mm	75mm	95mm
Genesis Balham 22"	645mm	382mm	605mm	550mm	150mm	75mm	80mm


NOTE: Colorado 22" formally named Kepler 22".

SPACER OPTIONS

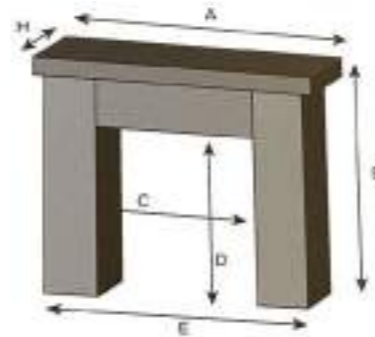
Can't find a model that suits the depth of your fire? A spacer may be exactly what you need! Our 75mm spacer frame can be easily fitted to the rear of all C1, C2, C3 and Genesis inset models, and will reduce the required depth of the inset by 75mm.



TRENT Colours & Dimensions



Model	A	B	C	D	E	H	Rebate
Benidorm 48"	48"	42.75"	30"	33"	44"	7.75"	1 to 4.5"
Benidorm 54"	54"	42.75"	32"	33"	50"	7.75"	1 to 4.5"
Benidorm Arch 48"	48"	42.75"	30"	33 - 34"	44"	7.75"	1 to 4.5"
Benidorm Arch 54"	54"	42.75"	32"	33 - 34"	50"	7.75"	1 to 4.5"
Brookfield 48"	48"	43.25"	30"	34"	44"	7.25"	1 to 3"
Brookfield 54"	54"	44.5"	34"	34"	50"	7.25"	1 to 3"
Chelsea 54"	54"	47.5"	35"	36"	50.5"	8.5"	1 to 3"
Chelsea 60"	60"	47.5"	36"	36"	53"	8.5"	1 to 3"
Cheshire 50"	50"	47"	33.5"	36"	48.5"	7.5"	1 to 3"
Cheshire 56"	56"	47"	35.5"	36"	52.5"	7.5"	1 to 3"
Millbrook 48"	48"	41.75"	30"	32"	44"	8"	1 to 4.5"
Millbrook 52"	52"	41.75"	32"	32"	48"	8"	1 to 4.5"
Modena 48"	48"	41"	32"	32"	45"	7.5"	1 to 3.5"
Newland 48"	48"	44.5"	31"	33.5 - 35"	44"	8.25"	1 to 4"
Newland 54"	54"	44.5"	35"	33.5 - 35"	49.5"	8.25"	1 to 4"



Rebate measurement refers to the gap left on the inside of the fireplace surround where the marble may be fitted. All our fireplaces have an adjustable rebate as standard.

Download our brochures by scanning the QR code or from our website www.evonicfires.co.uk



Manufactured in the United Kingdom. The images in this brochure are produced using photography and CGI. Although the utmost care has been taken to accurately portray our products, we always advise a viewing in person at an approved Evonic Fires and TRENT retailer's showroom. We pride ourselves on constant development and improvement. Product descriptions are accurate at the time of publishing but are subject to change.

Chesneys - www.chesneys.co.uk | 020 7627 1410.

evonicfires



ISSUE 01.2

+44 (0) 1789 263868 | www.evonicfires.co.uk
sales@evonicfires.co.uk | trent@ckfires.co.uk



evonicfires

quality electric fires built in britain



e-lectra BLACK EDITION



WHERE INNOVATION MEETS ELEGANCE!

Founded in 2005 in Stratford-upon-Avon, the heart of Shakespeare country, CK Fires Ltd are a multi-award-winning manufacturer. Our Evonic Fires brand is proud to produce a range of British built electric appliances and are considered as one of the most technically advanced manufacturers in the world. Our range has a heating solution to suit any interior, with a variety of styles, sizes and flame effects to choose from.

Adding an electric fire provides a comfortable and attractive solution for those looking to add warmth and style to their living space.



“We strive to design and deliver sustainable products that are aspirational and driven by technology through innovation.”

ANDREW COX | MANAGING DIRECTOR

Here for you...

NATIONWIDE RETAILER NETWORK

With our extensive network of over 300 dedicated retailers, it has never been easier to find the Evonic fire you are looking for. Our website features a detailed search engine to locate your nearest Evonic Fires dealer, and you can even narrow the search down to find particular ranges or models using our product filter tool. Scan the QR code to view our retailers page.



CUSTOMER SERVICE

Our dedicated team work tirelessly to ensure we offer the highest calibre of customer service. The Evonic Fires sales department are always on hand to answer any queries you may have regarding our products before or after you make a purchase, and our knowledgeable service department will always have time to discuss any after sales questions, to ensure you are getting the best performance from your Evonic fire.

FIVE YEAR WARRANTY



All our products come with a five year cover as standard. For year one, parts and labour will be covered, and to qualify for the additional four years, parts only warranty, consumers will have to register their product on the Evonic Fires website within 30 days of purchase. During years two to five there will be a manufacturer's chargeable service call out option. Scan the QR code to be taken to the product registration page.



LEADERS OF ELECTRIC FIRES

Evonic Fires occupy a 30,000sq ft manufacturing facility and produce some of the most advanced electric fires in the world, creating an abundance of products to fit any interior. Using components sourced from leading suppliers and assembled at our factory premises, Evonic Fires strive to achieve excellence with every fire we despatch. You can also be confident that in choosing an Evonic Fires appliance you are supporting British jobs, reducing your carbon footprint through shorter supply chains, and investing in a product that is built to last.



CERTIFICATION

Our company, CK Fires Ltd, are both ISO 14001 and 9001 certified. Our ISO 14001 certification is for our Environmental Management System, which assists us in minimising our effect on the environment through more efficient use of our resources and reduction of our waste. Our ISO 9001 certification provides guidance for our Quality Management System, which assists us to fulfil requirements and ensure customer satisfaction, while continuously improving the effectiveness of our operations.



PART OF NIBE GROUP

CK Fires Ltd is a group member of NIBE, a Swedish multinational company that specialises in energy-efficient and environmentally friendly heating solutions. NIBE is a world leader in heating technology, with a wide range of products and solutions for homes, commercial buildings, and industrial applications.



Setting the mood...

CONTROLLING YOUR FIRE

Access and control the features of our fires through the e-smart cloud app on your phone or tablet. These fires are compatible with Amazon Alexa or Google Assistant for voice control. A remote handset comes as standard with all models, or can be integrated into a home automation system, such as Control 4.

LOW RUNNING COST

Use our Energy Cost Calculator to see how affordable an Evonic fire is by visiting our website www.evonicfires.co.uk

Based on a Halo 1500, the running cost, for 4 hours, using the flame effect only is less than 2p. Over the same period, but with turning the heat on, it's less than £1. *

*Energy usage based on a Halo 1500 fire. Prices are calculated using the UK: Energy Price Guarantee (October 2024) fixed unit rate of 25p per kWh. Please check your tariff for detailed cost of running. Prices rounded to nearest whole pence. Flame effect only calculation based on 4 hours usage. Heat calculation based on 4 hours of thermostatic usage with 50% duty cycle plus flame effect. Calculations do not include installation, maintenance, or servicing.



Feature lighting has now become an essential factor in the design of a living space, with many consumers choosing to integrate lighting into their cinewall to accent their fireplace, television, or simply add an extra light source to a room. Try adding the new App controlled, e-illuminate smart lighting for that extra wow factor.

Black Edition

Introducing the Black Edition Models - Elevate Your Experience

We are thrilled to unveil our new Black Edition models, now available across the e-lectra range.

The Black Edition features a sophisticated black rear screen, meticulously designed to minimise reflections, and enhance the vibrancy of the flame colours, bringing your space to life with more intensity. The UHD front glass, nearly invisible to the eye, offers an ultra-clear view that perfectly complements our exquisitely crafted Cotswold fixed logs. And, the speed control feature lets you adjust the flame speed, ranging from a gentle simmer to a lively, dynamic effect.

Discover the ultimate in clarity, vibrancy, and design with the Black Edition – where innovation meets elegance.



Size chart



One fire, three configurations..



GF2 - two-sided



GF3 - three-sided



GF - one-sided

Cotswold fixed logs

We are thrilled to announce the launch of our new Cotswold fixed logs fuel beds, meticulously hand-crafted at our factory in Warwickshire. Each fuel bed is uniquely bespoke, featuring responsibly sourced real British Oak logs and authentic wood chipping details. To achieve a truly realistic charred look, each log is carefully charred by our skilled craftspeople. The fuel beds are then securely fixed using solvent-free resin, ensuring both quality and environmental responsibility.

Scan the QR code to view how our Cotswold logs go through production.



Hand sculpted logs



Fixed logs fuel bed



Charring the logs



e-lectra range

The e-lectra range harnesses cutting-edge LED technology, coupled with a hypnotic and modern flame picture. This mesmerising and virtually silent effect is available with 11 unique flame effects to choose from, and is available in all e-lectra models. Scan the QR code to view the flame effect in action.



Specifications

- 1500W heat output
- Cotswold fixed hand-crafted logs
- UHD Anti-Reflective front glass
- Black rear screen
- e-smart cloud app and remote control
- Compatible with Amazon Alexa and Google Assistant
- 5 model sizes to choose from
- 11 flame effects to choose from
- Two or three-sided conversion panels included

See page 20 for measurements



Scan for manuals

e-lectra 1500





e-lectra 1800



e-lectra 800T



e-lectra 1000



e-lectra 1250

Glass

UHD GLASS:

- UHD glass is the ultimate choice for those seeking a flawless, uninterrupted view of the flame.
- Virtually eliminating all reflection, it creates the illusion that nothing separates you from the fire itself, providing a clean, ultra-clear view.
- The non-reflective surface ensures that the flame becomes the focal point of the room, delivering a more realistic and immersive experience without any distractions.

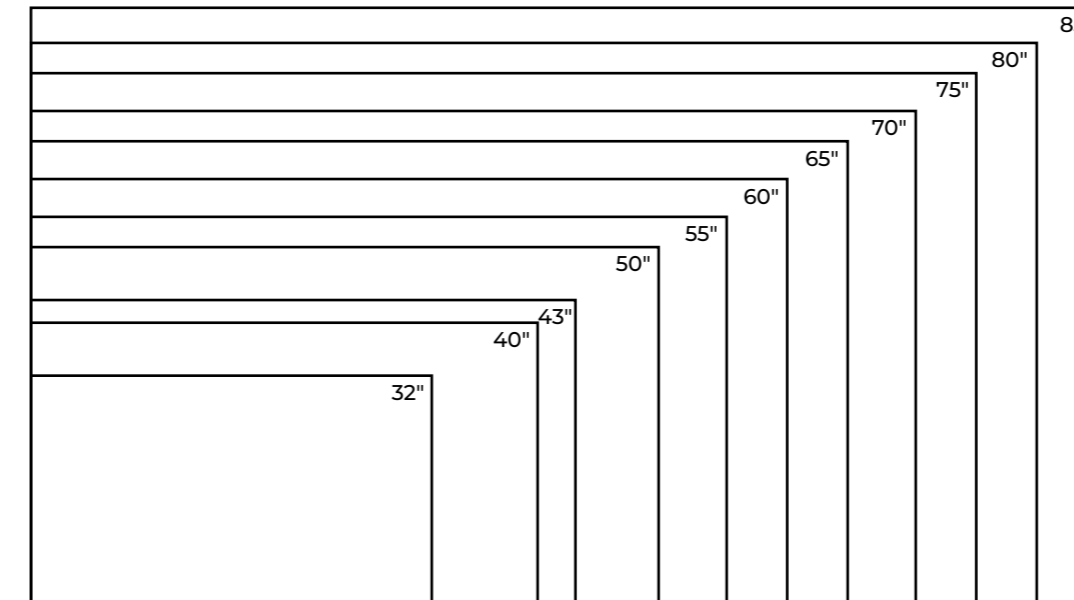


Measurements

E-LECTRA MODELS	GLASS WIDTH	GLASS HEIGHT	FIRE DEPTH
e-lectra 1800	1750mm	415mm	300mm
e-lectra 1500	1500mm	415mm	300mm
e-lectra 1250	1250mm	415mm	300mm
e-lectra 1000	1000mm	415mm	300mm
e-lectra 800T	800mm	590mm	300mm

TV Options

Choosing the ideal size TV is a vital aspect to consider when building your media-wall. Ideally, you want the television to be slightly narrower than the width of the fire in order for your wall not to look top-heavy. Below is a diagram and table to assist you.



TV SIZE	TV WIDTH	TV HEIGHT
32"	709mm	399mm
40"	886mm	498mm
43"	953mm	536mm
50"	1107mm	622mm
55"	1217mm	686mm
60"	1328mm	747mm
65"	1440mm	810mm
70"	1549mm	871mm
75"	1661mm	935mm
80"	1770mm	996mm
85"	1882mm	1059mm



evonicfires
quality electric fires built in britain



BUILT-INS

Download our brochures by scanning
the QR code or from our website
www.evonicfires.co.uk



Manufactured in the United Kingdom. The images in this brochure are produced using photography and CGI. Although the utmost care has been taken to accurately portray our products, we always advise a viewing in person at an approved Evonic Fires retailer's showroom. Evonic Fires pride itself on constant development and improvement. All product descriptions and sizes are accurate at the time of publishing but are subject to change without formal notice.

evonicfires



DEALER STAMP

ISSUE 01

evonicfires



BUILT-INS

Here for you...

NATIONWIDE RETAILER NETWORK

With our extensive network of over 300 dedicated retailers, it has never been easier to find the Evonic fire you are looking for. Our website features a detailed search engine to locate your nearest Evonic Fires dealer. Scan the QR code to view our Where to Buy page.



CUSTOMER SERVICE

Our dedicated team work tirelessly to ensure we offer the highest calibre of customer service. The Evonic Fires sales department are always on hand to answer any queries you may have regarding our products before or after you make a purchase, and our knowledgeable service department will always have time to discuss any after sales questions, to ensure you are getting the best performance from your Evonic fire.

FIVE YEAR WARRANTY



All our products come with a five year cover as standard. For year one, parts and labour will be covered, and to qualify for the additional four years, parts only warranty, consumers will have to register their product on the Evonic Fires website within 30 days of purchase. During years two to five there will be a manufacturers chargeable service call out option. Scan the QR code to be taken to the product registration page.



Manufactured in the United Kingdom. The images in this brochure are produced using photography and CGI. Although the utmost care has been taken to accurately portray our products, we always advise a viewing in person at an approved Evonic Fires retailer's showroom. Evonic Fires pride itself on constant development and improvement. All product descriptions and sizes are accurate at the time of publishing but are subject to change without formal notice.



WHERE INNOVATION MEETS ELEGANCE!

Founded in 2005 in Stratford-upon-Avon, the heart of Shakespeare country, CK Fires Ltd is a multi-award-winning manufacturer of cutting-edge electric fires. Its Evonic Fires brand combines craftsmanship with advanced technology, offering a variety of styles, sizes, and flame effects to suit any interior.

From our 30,000 sq ft manufacturing facility, every appliance is carefully assembled using top-quality components, ensuring innovation, reliability, and longevity. Choosing an Evonic Fires fire adds warmth and style to your home, supports British jobs, and helps reduce your carbon footprint — delivering a fire that's as responsible as it is beautiful.



Contents..

Setting the mood	4
Cotswold fixed logs	5
Glass	6
Size chart	7
Volektra	8 - 11
Genesis	12 - 15
Double-Sided	16 - 17
e-lectra	18 - 21
Volante	22 - 25
Kinver SL	26 - 29
Octane	30 - 31
Measurements	32 - 34
TV Options	35

Setting the mood...

CONTROLLING YOUR FIRE

Access and control the features of our fires through the e-smart Plus app on your phone or tablet. These fires are compatible with Amazon Alexa or Google Assistant for voice control. A remote handset comes as standard with all models, or can be integrated into a home automation system, such as Control 4.

LOW RUNNING COST

Based on a e-lectra 1500, the running cost, for 4 hours, using the flame effect only is less than 2p. Over the same period, but with turning the heat on, it's less than £1. *

*Energy usage based on a e-lectra 1500 fire. Prices are calculated using the UK: Energy Price Guarantee (April - June 2026) fixed unit rate of 25p per kWh. Please check your tariff for detailed cost of running. Prices rounded to nearest whole pence. Flame effect only calculation based on 4 hours usage. Heat calculation based on 4 hours of thermostatic usage with 50% duty cycle plus flame effect. Calculations do not include installation, maintenance, or servicing.

e-illuminate
The smart lighting kit from evonic fires

Feature lighting has now become an essential factor in the design of a living space, with many consumers choosing to integrate lighting into their cinewall to accent their fireplace, television, or simply add an extra light source to a room. Try adding the new App controlled, e-illuminate smart lighting for that extra wow factor.

- e-smart Plus app
- Remote control
- Alexa or Google
- Black Edition
- British or Cotswold logs
- Ceramic logs

Cotswold fixed logs

Our Cotswold fixed logs fuel beds, meticulously hand-crafted at our factory in Warwickshire, are uniquely bespoke, featuring responsibly sourced real British Oak logs and authentic wood chipping details. To achieve a truly realistic charred look, each log is carefully charred by our skilled craftspeople. The fuel beds are then securely fixed using solvent-free resin, ensuring both quality and environmental responsibility.

This exceptional option is now available for our e-lectra, Volante, Genesis and Kinver SL built-in ranges.

Scan the QR code to view how our Cotswold fixed logs go through production.



Glass...

Our built-in models come with two premium glass options: High Definition (HD) and Ultra High Definition (UHD), each offering a unique viewing experience tailored to different preferences.

HD GLASS:

- Designed to enhance the visual quality of the flame, HD glass provides a sharp and vibrant display with enhanced clarity.
- It features a minimal reflection, allowing you to enjoy a crystal-clear view of the flame while still offering a slight, natural mirror-like effect that can add depth to the ambiance.
- The reflective surface can subtly reflect its surroundings, giving a cozy, immersive feel that enhances the atmosphere.

UHD GLASS:

- UHD glass is the ultimate choice for those seeking a flawless, uninterrupted view of the flame.
- Virtually eliminating all reflection, it creates the illusion that nothing separates you from the fire itself, providing a clean, ultra-clear view.
- The non-reflective surface ensures that the flame becomes the focal point of the room, delivering a more realistic and immersive experience without any distractions.

Both glass types are engineered to maintain superior heat resistance and durability, making them ideal for long-lasting performance in your space.



Size chart...

Our built-in models come in a variety of sizes, across our ranges, allowing you to find the exact fit to create a statement showpiece.



800T |
e-lectra, Volante
and Volektra



1000 |
e-lectra, Volante
and Volektra



1250 |
e-lectra, Volante
and Volektra



1500 |
e-lectra, Volante
and Volektra



1560 |
Volektra



1800 |
e-lectra, Volante
and Volektra



2100 |
Volektra



2400 |
Volektra

One fire, three configurations...

GF - one-sided 

GF2 - two-sided 

GF3 - three-sided 

Volektra

Meet the Volektra models - **new for 2026** - where innovation meets atmosphere. Designed to deliver immersive flame effects, crystal-clear viewing, and seamless smart home integration, Volektra transforms everyday spaces into warm, inviting environments. With multiple sizes and fuel bed effects to choose from, it offers the flexibility to create a look that's uniquely yours while bringing contemporary style and advanced performance into the heart of your home. Scan the QR code to see these stunning electric fires in action.



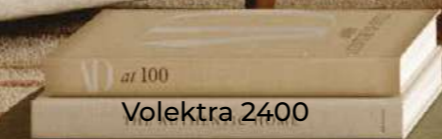
Specifications

- 1500W heat output
- Mirrored Black Rear Screen - enhances flame richness
- UHD Anti-Reflective front glass
- Heritage Oak Resin Set Logs - crafted by artisans
- Speed Control - adjust flame speed from a gentle simmer to a dynamic effect
- e-smart Plus app or remote control
- Compatible with Amazon Alexa and Google Assistant
- 8 model sizes to choose from
- Dimmable flame effect controlled via the app or remote
- 11 fuel bed effects to choose from
- Two or three-sided conversion panels included

See page 33 for measurements



Scan for
installation manuals





Volektra 2100



Volektra 1250



Volektra 800T



Volektra 1560



Volektra 1500



Volektra 1000



Volektra 1800

Genesis

The Genesis built-in electric fires showcase the peak of modern electric fire innovation, combining state-of-the-art design with sophisticated features. Featuring a distinctive holographic 4K screen, they deliver an impressively realistic flame effect that can be customised with high, medium, or low settings. Select from the Genesis Lite (1250mm) or the Genesis 1500mm and 1860mm models. Scan the QR code to see these stunning electric fires in action.



Specifications

- 1500W heat output
- 420mm deep
- Cotswold fixed hand-crafted logs
- e-smart Plus app or remote control
- Compatible with Amazon Alexa and Google Assistant
- Two or three-sided conversion panels included



Flame effect close-up

Genesis Lite

- HD front glass

Genesis

- UHD Anti-Reflective front glass
- Ambient mode lighting
- Upgraded remote control

See page 32 for measurements and fire size chart



Scan for installation manuals

Genesis 1860





Genesis 1500



Genesis Lite 1250

Double-Sided

Experience contemporary elegance with our double-sided fires. The Halo 810 DS, Octane 1500 DS, and Octane 1030 DS offer stunning views, advanced flame effects, and cozy warmth — perfect for open-plan homes or commercial spaces. Stylish from every angle, these fires transform any room with modern sophistication.

Specifications

- 1500W heat output
- Split ceramic or British woodland log set
- HD glass
- e-smart Plus app and remote control
- Compatible with Amazon Alexa and Google Assistant

Halo DS

- LED technology and textured ribbons

Octane DS

- Patented e-illusion flame effect

See page 33 for measurements



Scan for
installation manuals



Halo 810 DS



Octane 1030 DS



Octane 1500 DS

e-lectra



Part of the Aura range, the e-lectra collection harnesses cutting-edge LED technology, delivering a hypnotic and modern flame picture. This mesmerising and virtually silent effect is available with 11 unique flame effects to choose from. Scan the QR code to see the flame effect in action.



Specifications

- 1500W heat output
- Speed Control - adjust flame speed from a gentle simmer to a dynamic effect
- Black rear screen - enhances flame richness
- British woodland log set or upgrade to Cotswold fixed hand-crafted logs*
- HD front glass or upgrade to UHD Anti-Reflective front glass*
- e-smart Plus app and remote control
- Compatible with Amazon Alexa and Google Assistant
- 5 model sizes to choose from
- Dimmable flame effect controlled via the app
- 11 flame effects to choose from
- Two or three-sided conversion panels included

See page 33 for measurements



Scan for
installation manual

e-lectra 1500





e-lectra 1800



e-lectra 800T



e-lectra 1000



e-lectra 1250

Volante



Part of the Aura range, the Volante collection utilises advanced LED technology to create a captivating and contemporary flame effect. These products are designed to deliver a visually stunning and mesmerising flame display, all while operating virtually silently. Scan the QR code to see the flame effect in action.



Specifications

- 1500W heat output
- Speed Control - adjust flame speed from a gentle simmer to a dynamic effect
- Black rear screen - enhances flame richness
- British woodland log set or upgrade to Cotswold fixed hand-crafted logs*
- HD front glass or upgrade to UHD Anti-Reflective front glass*
- e-smart Plus app and remote control
- Compatible with Amazon Alexa and Google Assistant
- 5 model sizes to choose from
- Dimmable flame effect controlled via the app
- A signature flame effect
- Two or three-sided conversion panels included

See page 33 for measurements



Scan for
installation manual

Volante 1800



Volante 1500



Volante 800T



Volante 1000



Volante 1250

Kinver SL



Part of the Aura range, the Kinver is a slimline (SL) design, measuring just 225mm in depth, that brings atmosphere to life with a captivating rotisserie flame effect, rich lighting and customisable animations. By upgrading the logs, it becomes a deluxe (DLX) model, enhancing flame depth, adjustable movement and thoughtful details - blending performance with style for a more immersive experience.

Specifications

- 1500W heat output
- Speed Control - adjust flame speed from a gentle simmer to a dynamic effect
- Black rear screen - enhances flame richness
- HD front glass
- British woodland real loose logs or upgrade to Cotswold fixed hand-crafted log set
- e-smart Plus app and remote control
- Compatible with Amazon Alexa and Google Assistant
- Overbed illumination
- Dimmable flame effect controlled via the app
- 11 flame effects
- Five model sizes to choose from
- Two or three-sided conversion panels included

See page 34 for measurements



Scan for
Installation Manual

Kinver 1800 SL





Kinver 1500 SL DLX



Kinver 850 SL



Kinver 1000 SL



Kinver 1250 SL

Octane



Octane, part of the Aura range, is powered by the patented e-illusion flame effect. By harnessing LED projection, we have created one of the first truly holographic flame effects on the market. Featuring breath-taking immersive flames and a stunning hypnotic fuel bed that gives an authentic glow, the Octane is the next generation in heating for the home. Scan the QR code to view the flame effect in action.



Specifications

- 1500W heat output
- Split ceramic or British woodland log set
- HD front glass
- e-smart Plus app and remote control
- Compatible with Amazon Alexa and Google Assistant
- 3 model sizes to choose from
- 1 flame effect
- Two or three-sided conversion panels included

See page 34 for measurements and fire size chart



Scan for installation manuals



Octane 1550



Octane 1150



Octane 1850

Measurements

GENESIS	GLASS WIDTH	GLASS HEIGHT	DEPTH
Genesis 1860	1868mm	406mm	423mm
Genesis 1500	1510mm	406mm	423mm
Genesis Lite 1250	1260mm	360mm	423mm



1250 |



1500 |



1860 |

For product dimensions of the models on the following three pages, please refer to the installation manuals by scanning the QR code.



Measurements

VOLEKTRA	GLASS WIDTH	GLASS HEIGHT	DEPTH
Volektra 2400	2400mm	415mm	300mm
Volektra 2100	2100mm	415mm	300mm
Volektra 1800	1750mm	415mm	300mm
Volektra 1560	1500mm	605mm	300mm
Volektra 1500	1500mm	415mm	300mm
Volektra 1250	1250mm	415mm	300mm
Volektra 1000	1000mm	415mm	300mm
Volektra 800T	800mm	590mm	300mm

DOUBLE-SIDED	GLASS WIDTH	GLASS HEIGHT	DEPTH
Halo 810 DS	803mm	1003mm	500mm
Octane 1500 DS	1500mm	335mm	496mm
Octane 1030 DS	1000mm	335mm	496mm

E-LECTRA	GLASS WIDTH	GLASS HEIGHT	FIRE DEPTH
e-lectra 1800	1750mm	415mm	300mm
e-lectra 1500	1500mm	415mm	300mm
e-lectra 1250	1250mm	415mm	300mm
e-lectra 1000	1000mm	415mm	300mm
e-lectra 800T	800mm	590mm	300mm

VOLANTE	GLASS WIDTH	GLASS HEIGHT	FIRE DEPTH
Volante 1800	1750mm	415mm	300mm
Volante 1500	1500mm	415mm	300mm
Volante 1250	1250mm	415mm	300mm
Volante 1000	1000mm	415mm	300mm
Volante 800T	800mm	590mm	300mm

Measurements

KINVER SL	GLASS WIDTH	GLASS HEIGHT	DEPTH
Kinver 1800 SL	1755mm	415mm	225mm
Kinver 1500 SL	1506mm	415mm	225mm
Kinver 1250 SL	1255mm	415mm	225mm
Kinver 1000 SL	1035mm	413mm	225mm
Kinver 850 SL	853mm	413mm	225mm

OCTANE	GLASS WIDTH	GLASS HEIGHT	DEPTH
Octane 1850	1850mm	335mm	301mm
Octane 1550	1550mm	335mm	301mm
Octane 1150	1150mm	335mm	301mm



Octane 1150 |



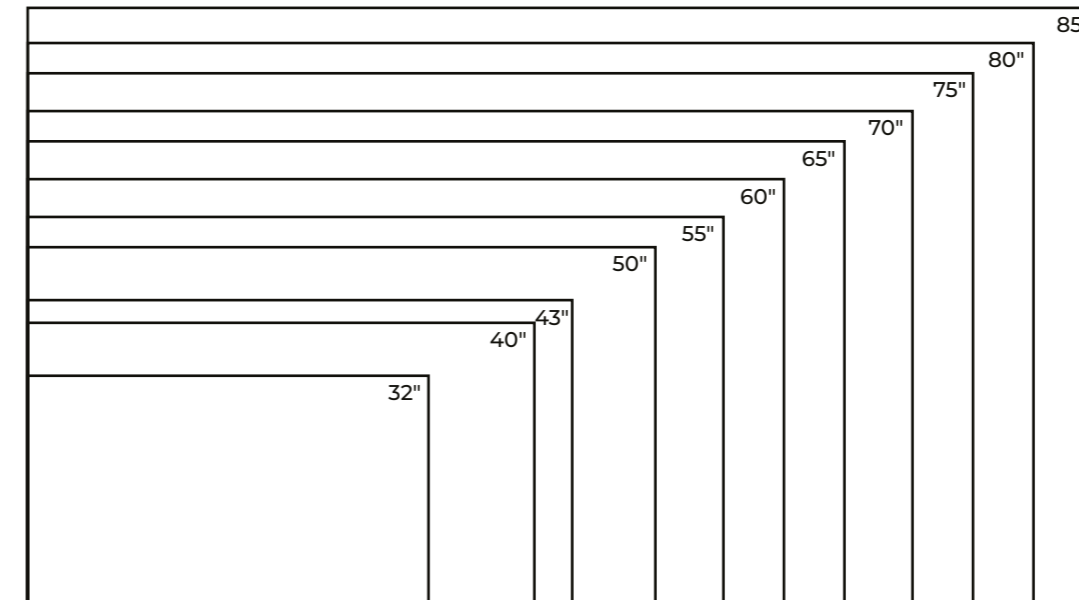
Octane 1550 |



Octane 1850 |

TV Options

Choosing the ideal size TV is a vital aspect to consider when building your media-wall. Ideally, you want the television to be slightly narrower than the width of the fire in order for your wall not to look top-heavy. Below is a diagram and table to assist you, and dimensions of the fires can be found on pages 32-34.



TV SIZE	TV WIDTH	TV HEIGHT
32"	709mm	399mm
40"	886mm	498mm
43"	953mm	536mm
50"	1107mm	622mm
55"	1217mm	686mm
60"	1328mm	747mm
65"	1440mm	810mm
70"	1549mm	871mm
75"	1661mm	935mm
80"	1770mm	996mm
85"	1882mm	1059mm

evonicfires

DEALER STAMP

ISSUE 03

+44 (0) 1789 263868 | sales@evonicfires.co.uk | www.evonicfires.co.uk |       

PART OF **NIBE** GROUP

evonicfires



SUITES

Here for you...

NATIONWIDE RETAILER NETWORK

With our extensive network of over 300 dedicated retailers, it has never been easier to find the Evonic fire you are looking for. Our website features a detailed search engine to locate your nearest Evonic Fires dealer. Scan the QR code to view our Where to Buy page.



CUSTOMER SERVICE

Our dedicated team work tirelessly to ensure we offer the highest calibre of customer service. The Evonic Fires sales department are always on hand to answer any queries you may have regarding our products before or after you make a purchase, and our knowledgeable service department will always have time to discuss any after sales questions, to ensure you are getting the best performance from your Evonic fire.

FIVE YEAR WARRANTY



All our products come with a five year cover as standard. For year one, parts and labour will be covered, and to qualify for the additional four years, parts only warranty, consumers will have to register their product on the Evonic Fires website within 30 days of purchase. During years two to five there will be a manufacturers chargeable service call out option. Scan the QR code to be taken to the product registration page.



Manufactured in the United Kingdom. The images in this brochure are produced using photography and CGI. Although the utmost care has been taken to accurately portray our products, we always advise a viewing in person at an approved Evonic Fires retailer's showroom. Evonic Fires pride itself on constant development and improvement. All product descriptions and sizes are accurate at the time of publishing but are subject to change without formal notice.



WHERE INNOVATION MEETS ELEGANCE!

Founded in 2005 in Stratford-upon-Avon, the heart of Shakespeare country, CK Fires Ltd is a multi-award-winning manufacturer of cutting-edge electric fires. Its Evonic Fires brand combines craftsmanship with advanced technology, offering a variety of styles, sizes, and flame effects to suit any interior.

From our 30,000 sq ft manufacturing facility, every appliance is carefully assembled using top-quality components, ensuring innovation, reliability, and longevity. Choosing an Evonic Fires fire adds warmth and style to your home, supports British jobs, and helps reduce your carbon footprint — delivering a fire that's as responsible as it is beautiful.



Contents..

Setting the mood	4
Flame effects	5
Stowford	6 - 7
Bourton	8 - 9
Heathcote Marble	10 - 11
Broadway	12 - 13
Cubbington	14 - 15
Heathcote	16 - 17
Heathcote FS	18 - 19
Ledbury	20 - 21
Welford	22 - 23
Welford FS	24 - 25
Vanquish FS	26 - 27
E-lectra S	28 - 29
Chiswick	30 - 31
Astwood	32 - 33
Finish options	34
Specifications	35

Setting the mood...

CONTROLLING YOUR FIRE

Access and control the features of our fires through the e-smart Plus app on your phone or tablet. These fires are compatible with Amazon Alexa or Google Assistant for voice control. A remote handset comes as standard with all models, or can be integrated into a home automation system, such as Control 4.

LOW RUNNING COST

Based on a C1, the running cost, for 4 hours, using the flame effect only is less than 2p. Over the same period, but with turning the heat on, it's less than £1. *



*Energy usage based on a e-lectra 1500 fire. Prices are calculated using the UK: Energy Price Guarantee (April - June 2026) fixed unit rate of 25p per kWh. Please check your tariff for detailed cost of running. Prices rounded to nearest whole pence. Flame effect only calculation based on 4 hours usage. Heat calculation based on 4 hours of thermostatic usage with 50% duty cycle plus flame effect. Calculations do not include installation, maintenance, or servicing.



e-smart Plus app



Remote control



Alexa or Google



British or Heritage logs

Flame effects...

E-LECTRA

e-lectra from Evonic Fires harnesses cutting-edge LED technology, coupled with a hypnotic and modern flame picture. This mesmerising and virtually silent effect is available with 11 unique flame effects to choose from. Scan the QR code to view our e-lectra flame effect in action.



VOLEKTRA

Volektra – new for 2026 – is where innovation meets atmosphere. Featuring an authentic flame effect with crystal-clear viewing, it transforms everyday spaces into warm, inviting environments. With 11 customisable fuel bed colours and a handcrafted Heritage Oak resin log set, you can create a look that's uniquely yours. Complete with a whisper-quiet fan heater and black reflective rear screen for enhanced flame depth, Volektra brings effortless style and comfort to your home.



Stowford



The new Stowford Marble Suite blends refined craftsmanship with contemporary style. A polished finish with honed detailing is enhanced by elegant grooved panelling on the side panels and plinth. Available in two sophisticated finishes, Mocha and Latte, to suit a range of interiors. This floor-standing suite offers simple installation, designed to fit neatly against a flat wall. Available in 1350 and 1500 sizes, complete with the Volektra fire for a striking focal point.

Specifications

- 1500W heat output
- Mirrored Black Rear Screen
- Open fronted
- Heritage Oak Resin Set Logs
- Speed Control
- e-smart Plus app or remote control
- Compatible with Alexa and Google
- Dimmable flame effect
- 11 fuel bed effects to choose from
- See page 35 for specifications



Stowford 1350 in Latte



Stowford 1500 in Mocha

Bourton



The new Bourton Marble Suite showcases a bold, boxy design with a chunky, contemporary feel. A polished finish with contrasting honed detailing adds depth and texture. Available in Mocha and Latte finishes to suit a range of interiors. Floor-standing for simple installation, designed to fit seamlessly against a flat wall. Available in 1350 and 1500 sizes, paired with the Volektra fire for a striking focal point.

Specifications

- 1500W heat output
- Mirrored Black Rear Screen
- Open fronted
- Heritage Oak Resin Set Logs
- Speed Control
- e-smart Plus app or remote control
- Compatible with Alexa and Google
- Dimmable flame effect
- 11 fuel bed effects to choose from
- See page 35 for specifications



Bourton 1350 in Mocha



Bourton 1500 in Latte

Heathcote Marble



The Heathcote Marble Suite features a striking Arctic White finish for a clean, contemporary look. Designed to deliver a stylish and timeless focal point in any living space, its sleek, floor-standing design allows for simple installation against a flat wall. Available in two sizes, 1350 and 1500, to suit different room requirements. Complete with the Volektra fire for modern performance and immersive flame visuals.

Specifications

- 1500W heat output
- Mirrored Black Rear Screen
- Open fronted
- Heritage Oak Resin Set Logs
- Speed Control
- e-smart Plus app or remote control
- Compatible with Alexa and Google
- Dimmable flame effect
- 11 fuel bed effects to choose from
- See page 35 for specifications



Heathcote Marble 1350



Heathcote Marble 1500

Broadway



The new Broadway Suite combines clean architectural lines with contemporary elegance to create a striking focal point for any interior. Shown with the impressive Volektra 1560 electric fire, it delivers stunning flame realism and warmth. Available in White, Whitestone, Mineral Grey and Essence finishes, with a hearth section offered in Black or colour-matched to the surround, it is a refined statement piece suited to both modern and classic spaces.

Specifications

- 1500W heat output
- Mirrored Black Rear Screen
- Open fronted
- Heritage Oak Resin Set Logs
- Speed Control
- e-smart Plus app or remote control
- Compatible with Alexa and Google
- Dimmable flame effect
- 11 fuel bed effects to choose from
- See page 35 for specifications



Broadway in Mineral Grey with Black hearth section



Broadway in Whitestone with Black hearth section

Cubbington

AURA



The Cubbington's main attraction is the subtle sweeping curvature of the design, which adds a touch of elegance and modernity. Available in two sizes, 1350 and 1500, these suites can be controlled by remote, app or voice control systems. The heater provides warmth to a room in addition to the visual appeal and the glass front adds to the aesthetic appearance showcasing the realistic flames and glowing embers.

Specifications

- 1500W heat output
- British woodland real log set
- Overbed illumination
- Independent fuel bed settings
- 11 e-lectra flame effects to choose from
- Matching side panels
- See page 34 for woodwork finish options
- See page 35 for specifications



Cubbington 1500 in Black Onyx with matching side panels



Cubbington 1350 in White Onyx with matching side panels

Heathcote

AURA



The Heathcote is available in two sizes, 1350 and 1500, and boasts a modern and visually appealing design characterised by clean lines and soft edge's for simple elegance. Operation is by remote control, app, or voice controlled via Alexa or Google. The glass front serves the dual purpose of enhancing the suite's aesthetics while also keeping the fuel beds looking pristine which maintains the visual appeal of the interior.

Specifications

- 1500W heat output
- British woodland real log set
- Overbed illumination
- Independent fuel bed settings
- 11 e-lectra flame effects to choose from
- See page 34 for woodwork finish options
- See page 34 for close up of soft edge corners
- See page 35 for specifications



Heathcote 1350 in White Onyx with matching side panels



Heathcote 1500 in Black Onyx with matching side panels

Heathcote FS

AURA



By adding a plinth, the floor-standing version of the Heathcote benefits from simple installation enabling you to simply fix against a flat wall. Available in two sizes, 1350 and 1500, it comes in a variety of finishes. This suite boasts a modern and visually appealing design characterised by clean lines and soft edge's for simple elegance. Operation is by remote control, app, or voice controlled via Amazon Alexa or Google Assistant.

Specifications

- 1500W heat output
- British woodland real log set
- Overbed illumination
- Independent fuel bed settings
- 11 e-lectra flame effects to choose from
- See page 34 for woodwork finish options
- See page 34 for close up of soft edge corners
- See page 35 for specifications



Heathcote FS 1350 in White and Gunmetal



Heathcote FS 1350 in White, Sienna and Essence



Heathcote FS 1350 in White Onyx with matching side panels



Heathcote FS 1500 in Black Onyx with matching side panels

Ledbury

AURA



The Ledbury is available in two sizes, 1350 and 1500, and has a soft edged two-step shelf and hearth combination. Operated by remote or smart control, there are multiple flame effects to choose from to suit any mood or décor. The glass front not only enhances the aesthetic appeal but also serves the functional purpose of keeping the fuel bed dust-free.

Specifications

- 1500W heat output
- British woodland real log set
- Overbed illumination
- Independent fuel bed settings
- 11 e-lectra flame effects to choose from
- See page 34 for woodwork finish options
- See page 34 for close up of soft edge corners
- See page 35 for specifications



Ledbury 1500 in Black and White Onyx accents with Black Onyx side panels



Ledbury 1350 in White and Soapstone accents with Soapstone side panels

Welford



The Welford stands out with its mesmerising combination of colours, featuring accents of Oak, Black and White. This blend of colours and soft edges adds a touch of sophistication and versatility, and the inclusion of Oak slatted side panels brings an elegant touch to the design. Available in two sizes, 1350 and 1500, a full glass front enhances the visual appeal and acts as a barrier to protect the fuel bed from dust and debris.

Specifications

- 1500W heat output
- British woodland real log set
- Overbed illumination
- Independent fuel bed settings
- Operated by remote control or app
- 11 e-lectra flame effects to choose from
- See page 34 for close up of soft edge corners
- See page 35 for specifications



Welford 1350 in tricolour complete with Oak slatted side panels



Welford 1500 in tricolour complete with Oak slatted side panels

Welford FS

AURA



By adding a plinth, the floor-standing version of the Welford benefits from simple installation enabling you to simply fix against a flat wall. Available in two sizes, 1350 and 1500, the Welford stands out with its mesmerising combination of colours, featuring accents of Oak, Black and White. This blend of colours and soft edges adds a touch of sophistication and versatility, and the inclusion of Oak slatted side panels brings an elegant touch to the design.

Specifications

- 1500W heat output
- British woodland real log set
- Overbed illumination
- Independent fuel bed settings
- Operated by remote control or app
- 11 e-lectra flame effects to choose from
- See page 34 for close up of soft edge corners
- See page 35 for specifications



Welford FS 1500 in tricolour complete with Oak slatted side panels



Welford FS 1350 in tricolour complete with Oak slatted side panels

Vanquish FS

AURA



Combining exceptional design, advanced technology, and convenience, the Vanquish FS is available in three sizes with a deeper 300mm firebox. It offers seamless operation via remote control, an app, or voice commands. The glass front enhances the suite's elegance while keeping the fuel beds pristine, maintaining the interior's stunning visual appeal.

Specifications

- 1500W heat output
- Fire sizes - 1000mm / 1250mm / 1500mm
- British woodland real log set
- Overbed illumination
- Independent fuel bed settings
- 11 e-lectra flame effects to choose from
- See page 34 for woodwork finish options
- See page 35 for specifications



Vanquish FS 1250 with White shelf, Gunmetal hearth and Mineral Grey plinth



Vanquish FS 1500 in White and Tungsten

E-lectra S



The E-lectra S is a modern electric suite designed with clean lines and simple elegance. It is available in two sizes, 1350 and 1500, and comes in eight different colours and a choice of two striking side panels, allowing you to choose the one that best complements your interior décor. Operation is user-friendly and versatile by remote, app or voice control. To maintain the suites aesthetic appeal, a glass front is included to keep the fuel bed and interior components looking pristine.

Specifications

- 1500W heat output
- British woodland real log set
- Overbed illumination
- Independent fuel bed settings
- 11 e-lectra flame effects to choose from
- See page 34 for woodwork and side panel finish options
- See page 35 for specifications



E-lectra S 1350 in Soapstone with Pewter side panels



E-lectra S 1500 in Tungsten with Pewter side panels



E-lectra S 1500 in White with Gold side panels

Chiswick AURA



The Chiswick and Chiswick Frame offer a stylish, contemporary design with a choice of 850 (Frame only), 1000, or 1500 slimline fire options for a sleek, modern look. Designed for convenience, both allow for a flat wall fix, ensuring easy installation without extensive modifications. The Chiswick enhances visual appeal with pre-cut wooden slats in black or oak for a perfect fit. A matching pelmet with an LED strip recess adds warm, ambient lighting. Its design also accommodates a TV, creating a striking focal point in any living space.

Specifications

- 1500W heat output
- British woodland real log set
- Glass fronted
- Overbed illumination
- Independent fuel bed settings
- Remote control, app, or voice commands
- 11 e-lectra flame effects to choose from
- See page 34 for woodwork finish options
- See page 34 for close up of soft edge corners
- See page 35 for specifications



Chiswick Frame 1000 SL in White Onyx



Chiswick 1500 SL in Tungsten with Black slats

Astwood

AURA



The Astwood 800 and 900 suites offer a fresh floor-standing design, available with C-series SL cassette stoves. Finished in white with elegant tungsten inlays, these models combine practicality with contemporary styling. Both suites come with the e-smart Plus app or remote control and are compatible with Amazon Alexa and Google Assistant for effortless operation.

Specifications

- 1500W heat output
- Slimline cassette stove
- British woodland real log set
- Glass fronted
- Overbed illumination
- Independent fuel bed settings
- 11 e-lectra flame effects to choose from
- See page 35 for specifications



Astwood 900




Astwood 800

Finish options

Woodwork colours - excluding the Welford and Astwood



E-lectra S - Side Panel colours

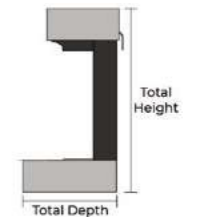
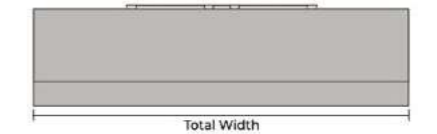


Soft edge corners
Heathcote, Ledbury, Welford & Chiswick



Specifications

Model	Total Width	Opening Height	Total Depth	Total Height
Stowford 1350	1350mm	416mm	320mm	864mm
Stowford 1500	1500mm	416mm	320mm	864mm
Bourton 1350	1350mm	416mm	380mm	900mm
Bourton 1500	1500mm	416mm	380mm	900mm
Heathcote 1350 Marble	1350mm	416mm	315mm	864mm
Heathcote 1500 Marble	1500mm	416mm	315mm	864mm
Broadway 1560	1930mm	570mm	470mm	940mm
Cubbington 1350	1350mm	416mm	330mm	671mm
Cubbington 1500	1500mm	416mm	330mm	671mm
Heathcote 1350	1350mm	416mm	330mm	636mm
Heathcote 1500	1500mm	416mm	330mm	636mm
Heathcote FS 1350	1350mm	416mm	330mm	864mm
Heathcote FS 1500	1500mm	416mm	330mm	864mm
Ledbury 1350	1350mm	416mm	330mm	671mm
Ledbury 1500	1500mm	416mm	330mm	671mm
Welford 1350	1350mm	416mm	330mm	636mm
Welford 1500	1500mm	416mm	330mm	636mm
Welford FS 1350	1350mm	416mm	330mm	864mm
Welford FS 1500	1500mm	416mm	330mm	864mm
Vanquish FS 1000	1370mm	416mm	405mm	825mm
Vanquish FS 1250	1625mm	416mm	405mm	825mm
Vanquish FS 1500	1880mm	416mm	405mm	825mm
E-lectra S 1350	1350mm	416mm	330mm	636mm
E-lectra S 1500	1500mm	416mm	330mm	666mm
Chiswick 1000 SL	1300mm	416mm	250mm	1980mm
Chiswick 1500 SL	1860mm	416mm	250mm	1980mm
Chiswick Frame 850	1140mm	416mm	250mm	725mm
Chiswick Frame 1000	1300mm	416mm	250mm	725mm
Chiswick Frame 1500	1860mm	416mm	250mm	725mm
Astwood 800	1270mm	N/A	380mm	1060mm
Astwood 900	1380mm	N/A	380mm	945mm



evonicfires

DEALER STAMP

ISSUE 03

+44 (0) 1789 263868 | sales@evonicfires.co.uk | www.evonicfires.co.uk



PART OF **NIBE** GROUP