

FOLLOW-UP REPORT ON IMMUNIZATION WITH NIRSEVIMAB IN GALICIA

Dirección Xeral de Saúde Pública

Data up to week 11, 2026 (15-03-2026)

Santiago de Compostela, 18 March 2026

INDEX

1. NIRSEVIMAB.....	3
2. IMMUNIZATION COVERAGE	4
2.1. Immunization coverage in risk groups.....	4
2.2. Immunization coverage in catch-up group (born between 1 April and 21 September 2025) and at birth (born from 22 September 2025)	5
3. EVOLUTION OF THE RSV EPIDEMIC WAVE.....	6
4. RSV HOSPITALIZATIONS IN INFANTS ENTERING THEIR FIRST RSV SEASON 7	
4.1. Cohort of infants born between April and September	8
4.2. Infants under 2 months.....	10
4.3. Infants under 6 months	12
5. RSV HOSPITALIZATIONS IN CHILDREN ENTERING THEIR SECOND RSV SEASON AND ADULTS.....	14
5.1. Cohort of children born between April and March in their 2nd RSV season	15
5.2. Cohort of children born between April and March in their third RSV season.....	17
5.3. Infants under 2 years	19
5.4. Children 2 to 5 years old.....	21
5.5. Children 3 to 5 years old	23
5.6. Older than 60 years	25
5.7. Older than 80 years.....	27
6. PRIMARY CARE ASSISTANCE FOR ACUTE BRONCHIOLITIS IN CHILDREN UNDER 2 YEARS OF AGE	29
6.1. Cohort of infants born between April and September	30
6.2. Infants less than 2 months	32
6.3. Infants less than 6 months	34
6.4. Infants less than 2 years	36

1. NIRSEVIMAB

Nirsevimab is a long-acting monoclonal antibody administered intramuscularly in a single dose to prevent lower respiratory tract infections (LRTI) caused by respiratory syncytial virus (RSV) in newborns, infants during their first RSV season, and infants up to two years old with high-risk factors for RSV.

Nirsevimab was introduced for the first time globally in the Galician immunization schedule during the 2023-24 season, and achieved high effectiveness in preventing hospitalizations due to RSV-induced lower respiratory tract infections (Lancet Infect Dis 2024.24(8):817-28). So far, no serious adverse reactions have been recorded after its administration.

2. IMMUNIZATION COVERAGE

The 2025-26 immunization campaign in Galicia was structured around three immunization groups:

1. **Risk:** born, with risk factors, between 1 October 2023 and 31 March 2025.
2. **Catch-up:** born between 1 April and 21 September 2025. They will receive a dose at the beginning of the season.
3. **At birth:** born from 22 September 2025 to 31 March 31 2026. They will receive a dose after birth.

Table 1 includes number of immunized children per group.

<i>Group</i>	<i>N° immunized</i>
Risk group	288
Catch-up	5,497
At birth	6,144
Total	11,929

Table 1. Number of immunized children per group up to 15-03-2026.

2.1. Immunization coverage in risk groups

Immunization coverage in risk groups is 100%.

2.2. Immunization coverage in catch-up group (born between 1 April and 21 September 2025) and at birth (born from 22 September 2025)

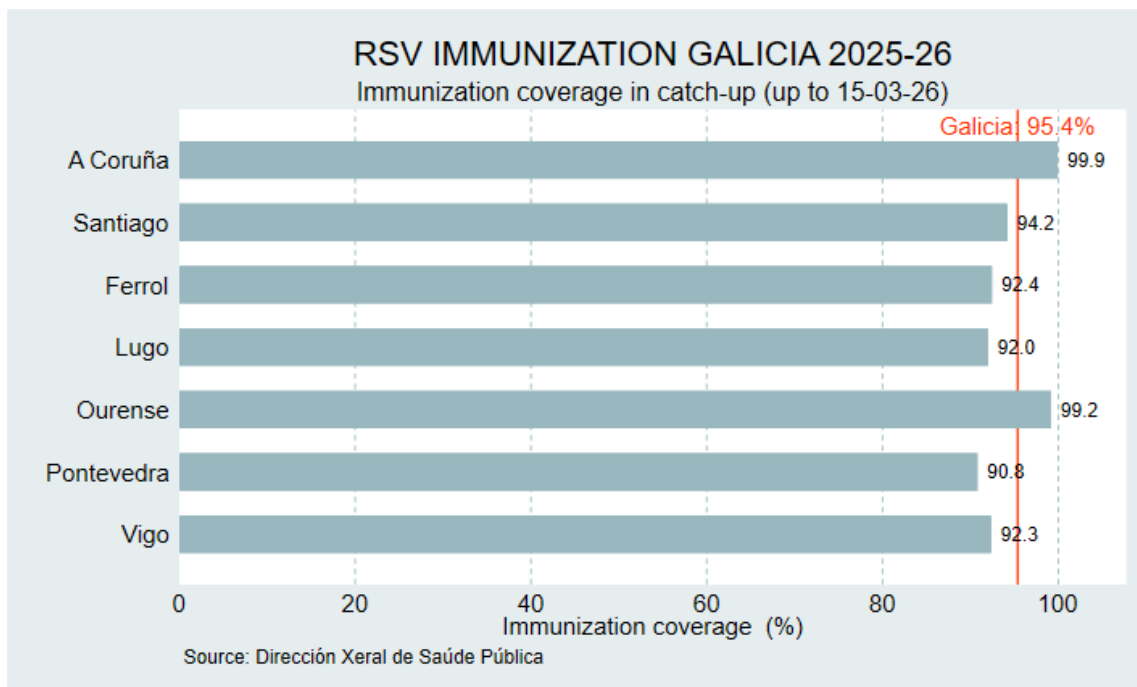


Figure 1. Immunization coverage in catch-up group (born between 1 April and 21 September 2025), cumulative up to 15-03-2026, in Galicia by Health Area.

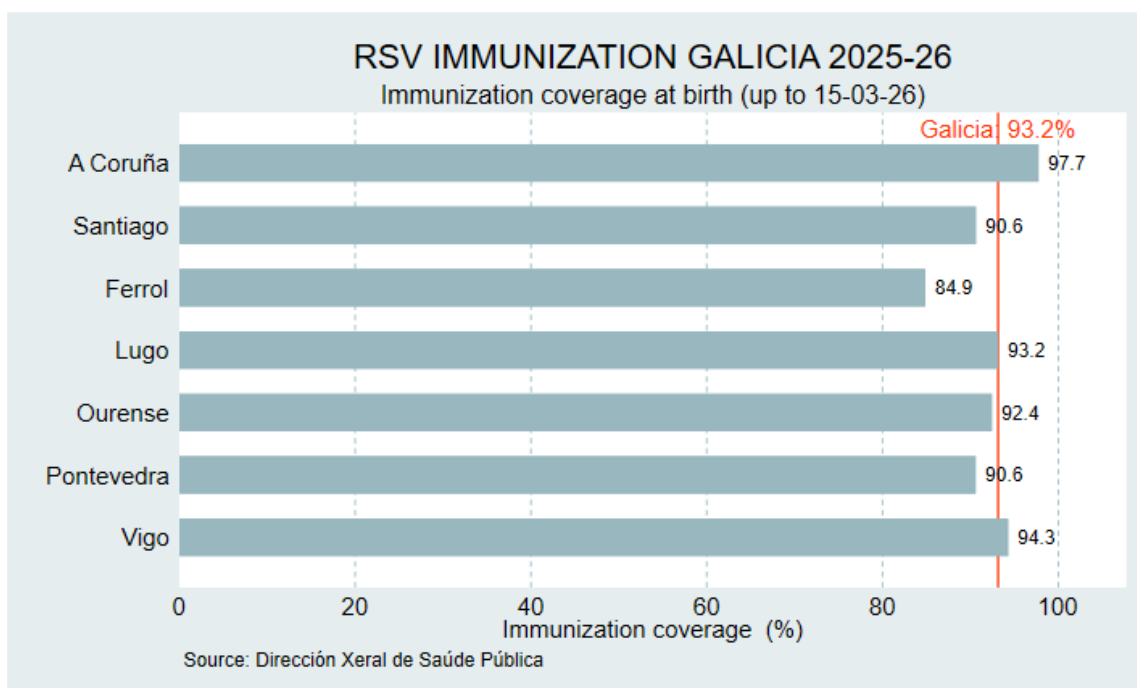


Figure 2. Immunization coverage at birth (born from 22 September 2025), cumulative up to 15-03-2026, in Galicia by Health Area.

3. EVOLUTION OF THE RSV EPIDEMIC WAVE

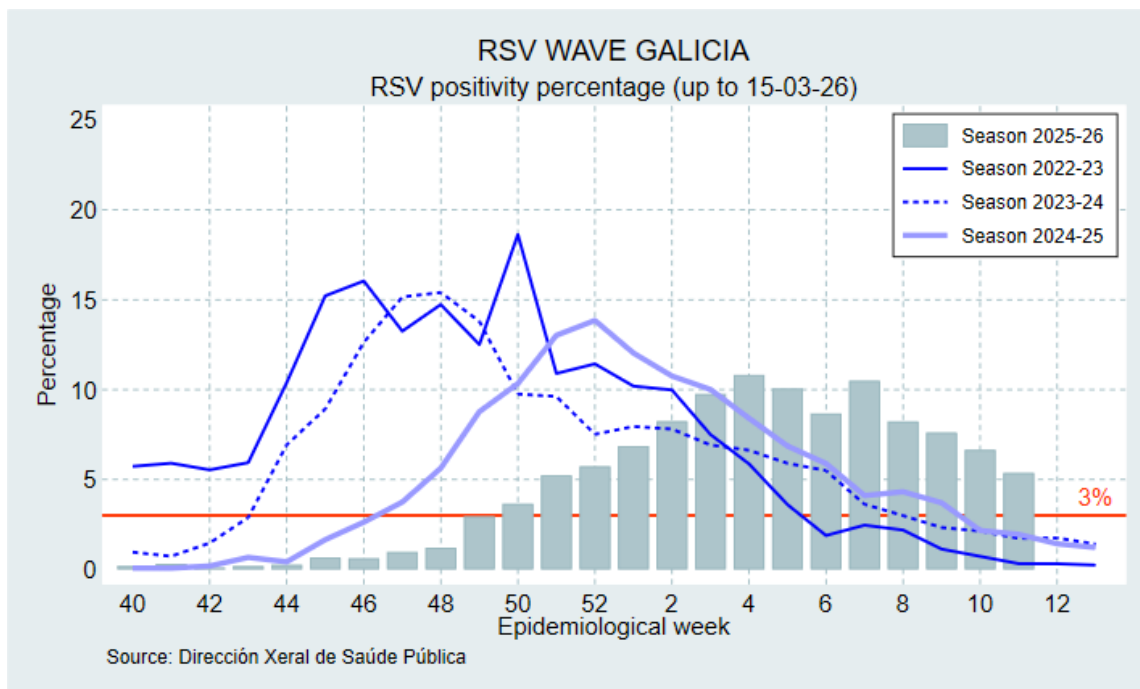


Figure 3. Total population positivity percentage (RSV) in Galicia, in seasons 2022-23, 2023-24, 2024-25 and 2025-26 up to 15-03-2026.

Virus circulation is measured by the positivity percentage of all the samples sent to the microbiology laboratories of the Galician Health Service. This percentage is estimated by dividing all positive samples between all negative samples. According to the Galician Epidemiology Bulletin published in August 2023 ([link](#)), a percentage of 3% is considered a threshold for the epidemic wave in season 2023-24.

4. RSV HOSPITALIZATIONS IN INFANTS ENTERING THEIR FIRST RSV SEASON

The objective of this section is to compare the number and rates of hospitalizations in the current RSV season 2025-26 with those of previous seasons since 2017, excluding those affected by COVID-19 (2020-21 and 2021-22) in figures, and also the 2022-23 season in tables.

Data from 2023-24 season include hospitalizations with RSV positive sample. Data from previous seasons were obtained from Minimum Basic Data Set (MBDS) hospital registries, which includes ICD-10 codes for RSV in any diagnostic position.

As the 2025-26 season is dynamic (new children are born, and those born reach weeks and months of life during the season), three observation groups are used to make this comparison:

1. Cohort of births between April and September: For current season 2025-26, it includes catch-up children (born between April 1 and September 21, 2025); for the comparison with previous seasons, data was collected from children born between April 1 and September 30 of the start of season year.

2. Infants under 2 months of age: For the current season, this group is dynamic and will begin with a high proportion of catch-up children; as weeks go by, the percentage of infants immunized at birth will increase, until reaching 100% on 22 November.

3. Infants under 6 months of age: Also for this group, at the beginning of the season the majority of infants come from the catch-up group.

4.1. Cohort of infants born between April and September

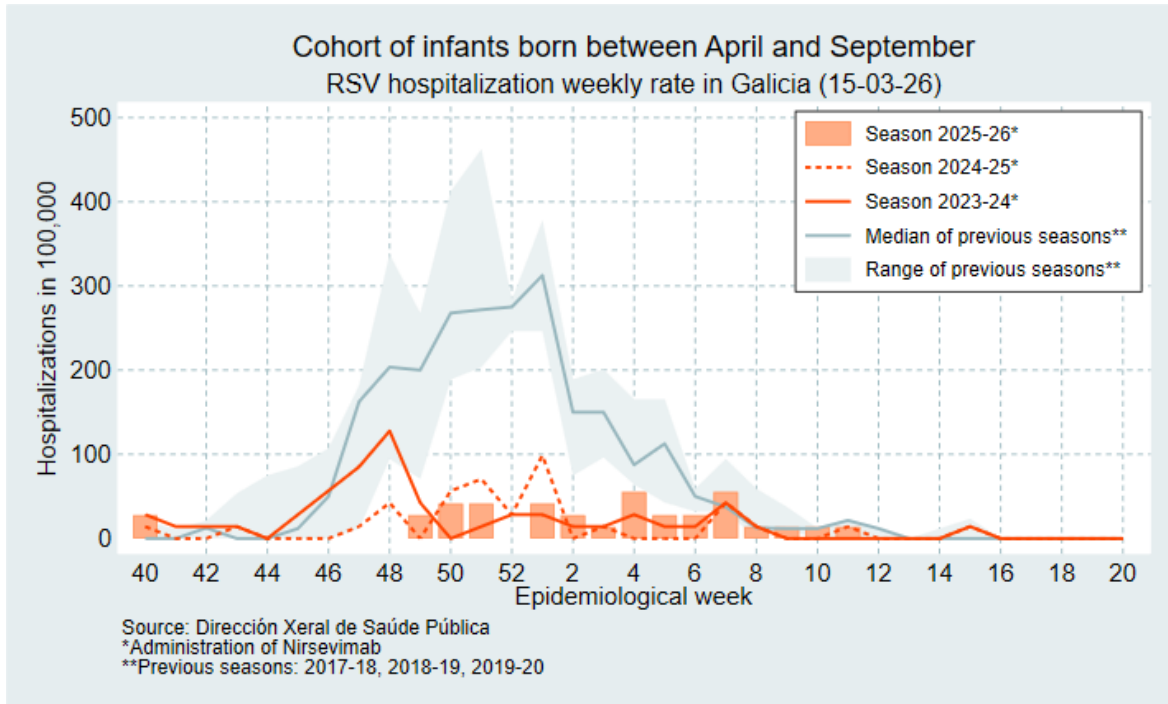


Figure 4. Weekly RSV hospitalization rate for seasons 2023-24, 2024-25 and 2025-26 in Galicia, up to 15-03-2026, and median (range) for seasons 2017-18, 2018-19 and 2019-20. Cohort of infants born between April and September.

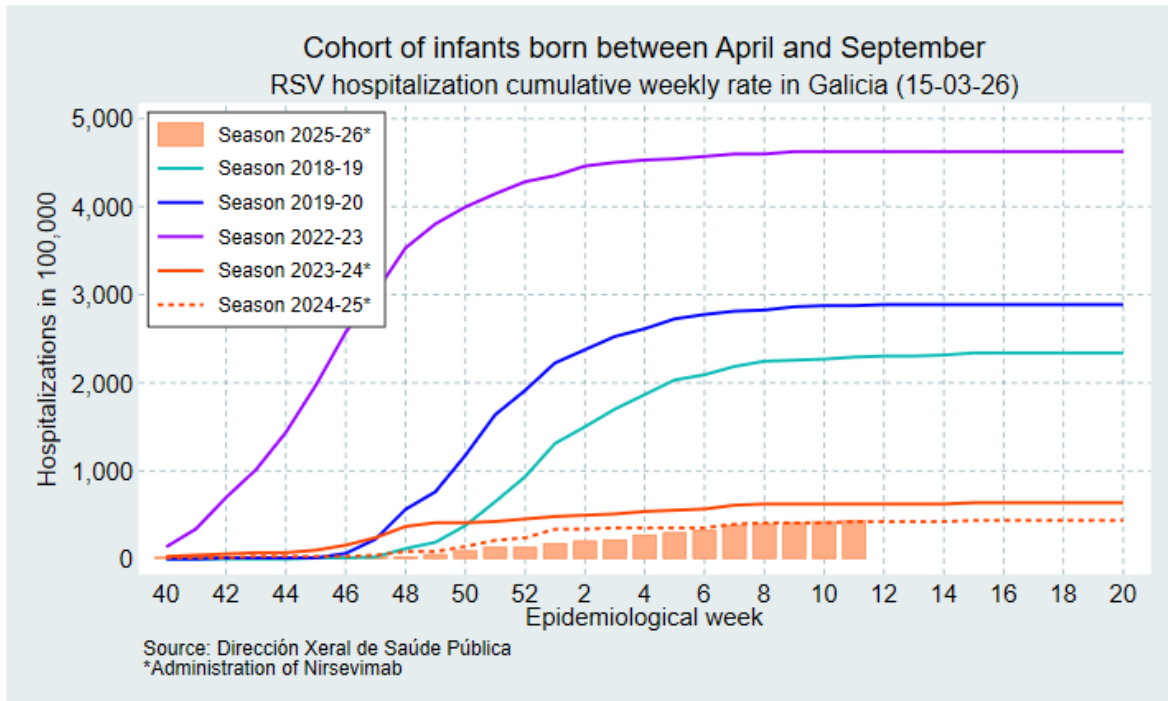


Figure 5. Cumulative weekly RSV hospitalization rate in Galicia, by season, up to 15-03-2026. Cohort of infants born between April and September.

Week	Season 2025-26		Median (range) previous seasons	
	Number	Rate	Number	Rate
40	2	27.6	0 (0 - 2)	0.0 (0.0 - 21.4)
41	0	0.0	0 (0 - 1)	0.0 (0.0 - 10.7)
42	0	0.0	1 (0 - 2)	12.5 (0.0 - 21.4)
43	0	0.0	0 (0 - 5)	0.0 (0.0 - 53.6)
44	0	0.0	0 (0 - 7)	0.0 (0.0 - 75.0)
45	0	0.0	1 (0 - 8)	11.8 (0.0 - 85.7)
46	0	0.0	4 (0 - 10)	50.0 (0.0 - 107.1)
47	0	0.0	13 (1 - 17)	162.6 (11.8 - 182.1)
48	0	0.0	19 (8 - 27)	203.6 (94.5 - 337.6)
49	2	27.6	16 (6 - 25)	200.1 (70.9 - 267.9)
50	3	41.5	25 (16 - 33)	267.9 (189.1 - 412.7)
51	3	41.5	23 (19 - 37)	271.8 (203.6 - 462.7)
52	0	0.0	23 (22 - 24)	275.1 (246.4 - 283.6)
1	3	41.5	25 (23 - 32)	312.6 (246.4 - 378.1)
2	2	27.6	12 (7 - 16)	150.1 (75.0 - 189.1)
3	1	13.8	12 (9 - 17)	150.1 (96.4 - 200.9)
4	4	55.3	7 (6 - 14)	87.5 (64.3 - 165.4)
5	2	27.6	9 (4 - 14)	112.5 (42.9 - 165.4)
6	2	27.6	4 (3 - 5)	50.0 (32.1 - 59.1)
7	4	55.3	3 (3 - 8)	37.5 (32.1 - 94.5)
8	1	13.8	1 (0 - 5)	12.5 (0.0 - 59.1)
9	1	13.8	1 (1 - 3)	11.8 (10.7 - 37.5)
10	1	13.8	1 (0 - 1)	11.8 (0.0 - 12.5)
11	1	13.8	2 (0 - 2)	21.4 (0.0 - 23.6)
12	-	-	1 (0 - 1)	11.8 (0.0 - 12.5)
13	-	-	0 (0 - 0)	0.0 (0.0 - 0.0)

Table 2. Weekly RSV hospitalization rate, per 100,000, for season 2025-26 in Galicia, up to 15-03-2026, and median (range) for seasons 2017-18, 2018-19 and 2019-20. Cohort of infants born between April and September.

4.2. Infants under 2 months

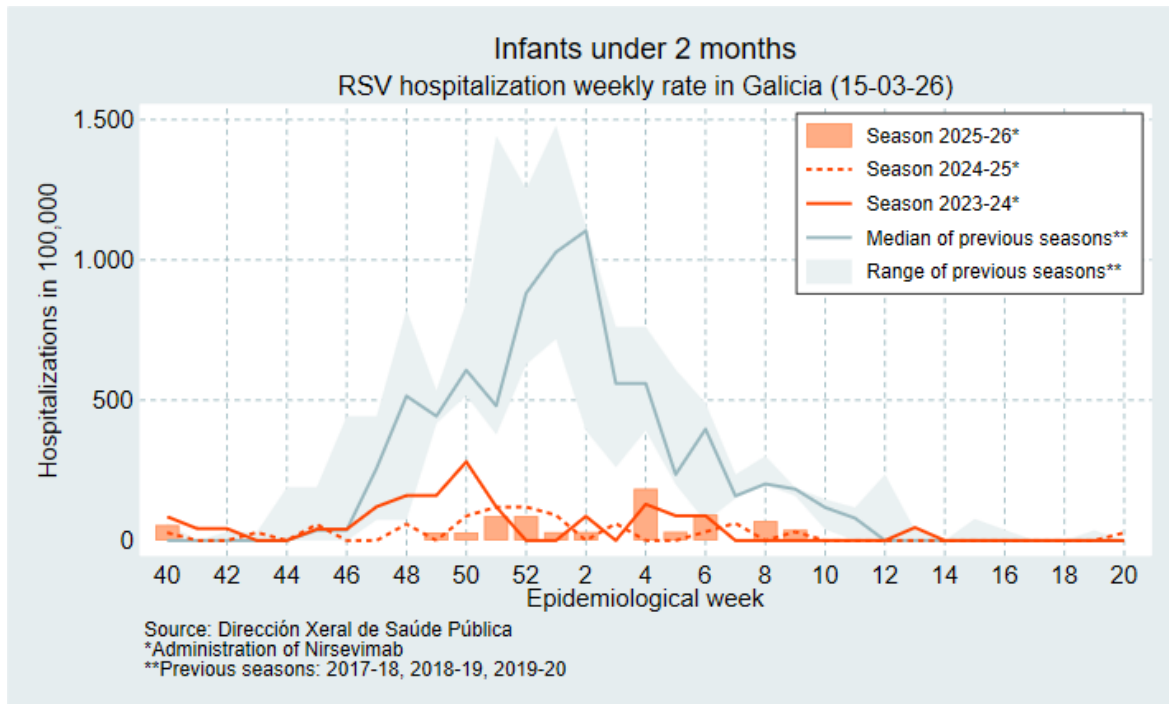


Figure 6. Weekly RSV hospitalization rate for seasons 2023-24, 2024-25 and 2025-26 in Galicia, up to 15-03-2026, and median (range) for seasons 2017-18, 2018-19 and 2019-20. Infants under 2 months.

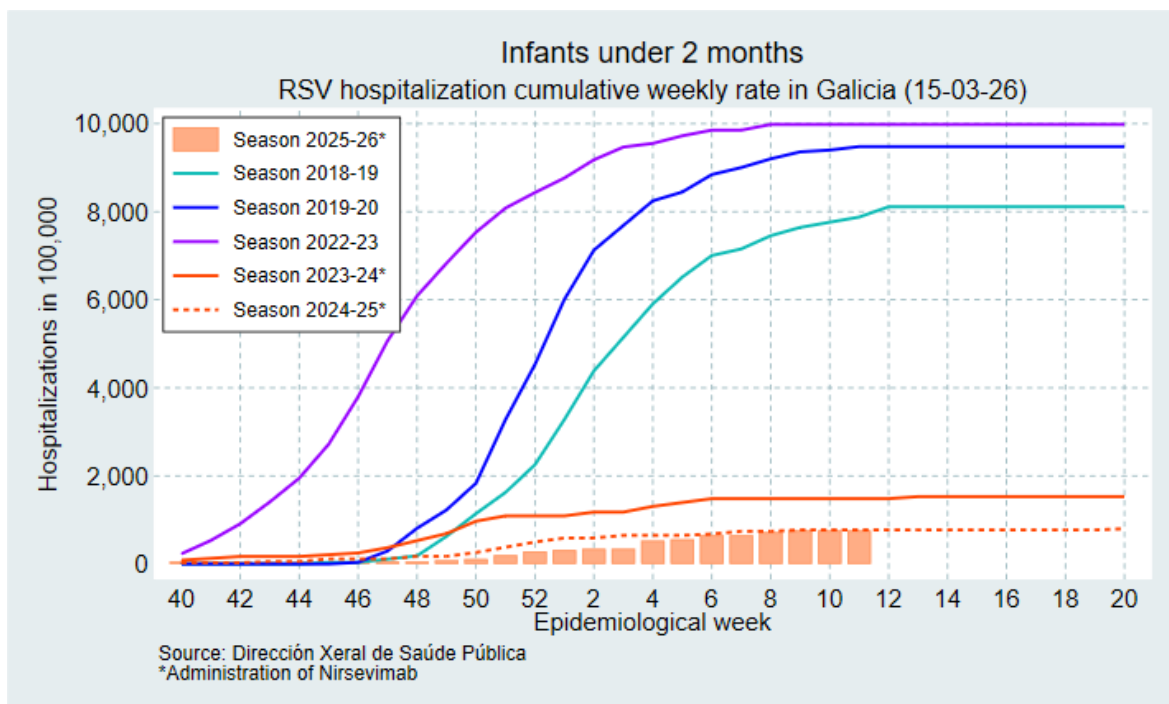


Figure 7. Cumulative weekly RSV hospitalization rate in Galicia, by season, up to 15-03-2026. Infants under 2 months.

Week	Season 2025-26		Median (range) previous seasons	
	Number	Rate	Number	Rate
40	2	54.7	0 (0 - 2)	0.0 (0.0 - 61.8)
41	0	0.0	0 (0 - 0)	0.0 (0.0 - 0.0)
42	0	0.0	0 (0 - 1)	0.0 (0.0 - 30.9)
43	0	0.0	0 (0 - 1)	0.0 (0.0 - 30.9)
44	0	0.0	0 (0 - 6)	0.0 (0.0 - 189.6)
45	0	0.0	1 (0 - 6)	36.8 (0.0 - 189.6)
46	0	0.0	1 (0 - 14)	36.8 (0.0 - 442.3)
47	0	0.0	7 (2 - 14)	257.4 (73.5 - 442.3)
48	0	0.0	14 (2 - 26)	514.9 (73.5 - 821.5)
49	1	28.7	12 (11 - 17)	443.1 (417.5 - 534.9)
50	1	28.9	16 (14 - 27)	607.2 (517.0 - 849.6)
51	3	87.2	13 (12 - 38)	480.1 (377.6 - 1,442.1)
52	3	87.3	28 (17 - 33)	881.1 (627.8 - 1,252.4)
1	1	29.4	27 (22 - 37)	1,027.8 (718.5 - 1,479.4)
2	1	29.9	28 (12 - 29)	1,103.9 (391.9 - 1,119.6)
3	0	0.0	14 (8 - 20)	559.8 (261.3 - 761.3)
4	6	184.0	14 (12 - 20)	559.8 (391.9 - 761.3)
5	1	30.6	7 (5 - 16)	235.2 (199.9 - 609.1)
6	3	92.8	10 (2 - 13)	397.0 (67.2 - 488.7)
7	0	0.0	4 (4 - 7)	158.8 (150.4 - 235.2)
8	2	69.5	6 (5 - 8)	201.6 (198.5 - 300.8)
9	1	38.1	5 (4 - 5)	183.2 (158.8 - 188.0)
10	0	0.0	3 (1 - 4)	117.5 (39.8 - 146.6)
11	0	0.0	2 (0 - 3)	79.7 (0.0 - 117.5)
12	-	-	0 (0 - 6)	0.0 (0.0 - 235.0)
13	-	-	0 (0 - 1)	0.0 (0.0 - 36.6)

Table 3. Weekly RSV hospitalization rate, per 100,000, for season 2025-26 in Galicia, up to 15-03-2026, and median (range) for seasons 2017-18, 2018-19 and 2019-20. Infants under 2 months.

4.3. Infants under 6 months

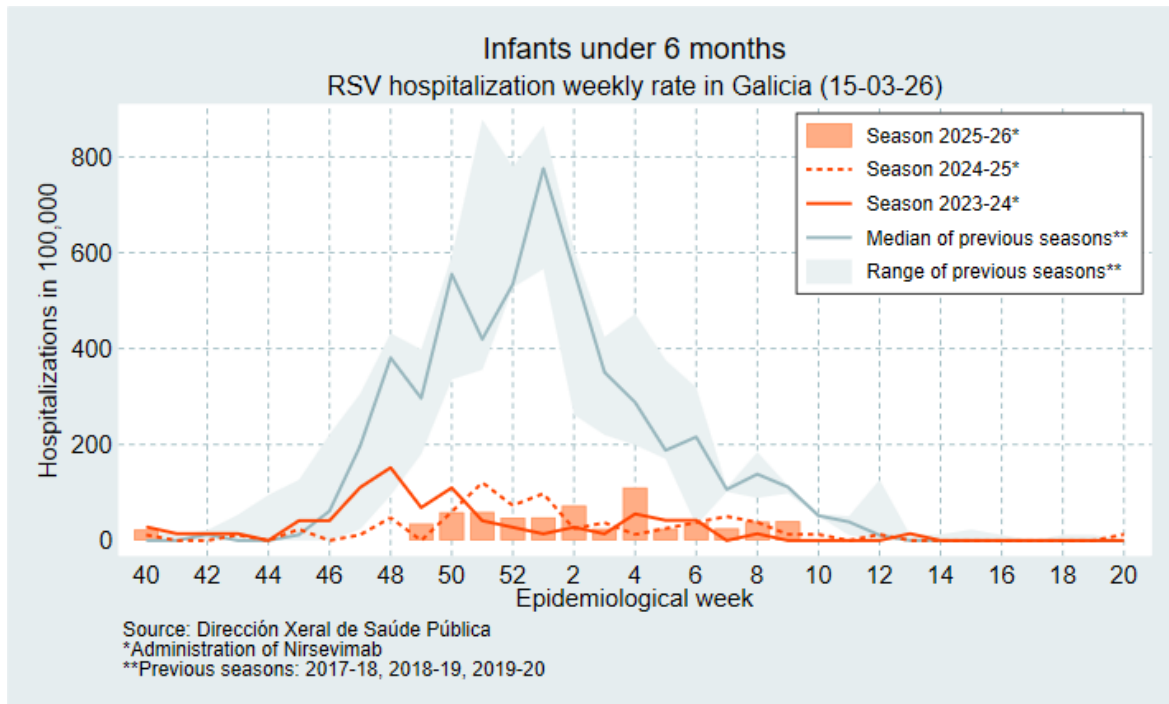


Figure 8. Weekly RSV hospitalization rate for seasons 2023-24, 2024-25 and 2025-26 in Galicia, up to 15-03-2026, and median (range) for seasons 2017-18, 2018-19 and 2019-20. Infants under 6 months.

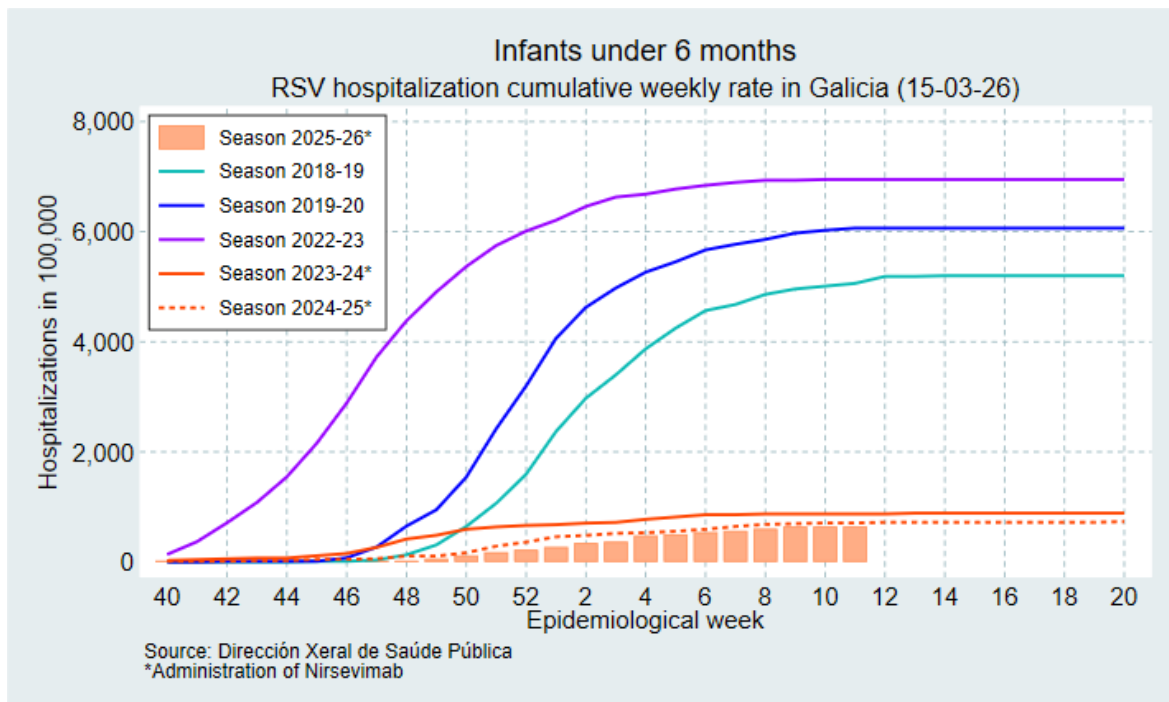


Figure 9. Cumulative weekly RSV hospitalization rate in Galicia, by season, up to 15-03-2026. Infants under 6 months.

Week	Season 2025-26		Median (range) previous seasons	
	Number	Rate	Number	Rate
40	2	22.8	0 (0 - 2)	0.0 (0.0 - 21.4)
41	0	0.0	0 (0 - 1)	0.0 (0.0 - 10.7)
42	0	0.0	1 (0 - 2)	12.5 (0.0 - 21.4)
43	0	0.0	0 (0 - 5)	0.0 (0.0 - 53.6)
44	0	0.0	0 (0 - 9)	0.0 (0.0 - 94.9)
45	0	0.0	1 (0 - 12)	11.8 (0.0 - 126.5)
46	0	0.0	5 (0 - 21)	61.4 (0.0 - 221.4)
47	0	0.0	16 (2 - 29)	196.6 (23.6 - 305.8)
48	0	0.0	31 (8 - 41)	380.9 (94.4 - 432.3)
49	3	35.0	24 (15 - 38)	296.7 (179.9 - 398.2)
50	5	58.8	48 (28 - 53)	555.4 (335.9 - 593.3)
51	5	59.3	35 (34 - 71)	419.8 (356.3 - 877.6)
52	4	47.7	51 (44 - 63)	534.5 (527.8 - 778.7)
1	4	48.1	64 (54 - 69)	775.9 (566.6 - 864.8)
2	6	72.8	45 (25 - 50)	564.0 (262.3 - 606.1)
3	2	24.3	28 (21 - 35)	350.9 (220.3 - 424.3)
4	9	110.1	23 (19 - 39)	288.3 (199.3 - 472.8)
5	2	24.4	16 (15 - 31)	188.0 (170.4 - 375.8)
6	3	36.9	17 (3 - 26)	216.0 (31.9 - 319.1)
7	2	25.0	9 (8 - 10)	106.5 (101.6 - 110.5)
8	3	39.0	13 (7 - 15)	138.4 (88.9 - 184.1)
9	3	40.3	9 (8 - 10)	111.7 (98.2 - 114.3)
10	0	0.0	4 (4 - 5)	51.7 (50.6 - 55.8)
11	0	0.0	3 (1 - 4)	38.8 (11.2 - 50.6)
12	-	-	1 (0 - 10)	11.2 (0.0 - 126.6)
13	-	-	0 (0 - 1)	0.0 (0.0 - 11.2)

Table 4. Weekly RSV hospitalization rate, per 100,000, for season 2025-26 in Galicia, up to 15-03-2026, and median (range) for seasons 2017-18, 2018-19 and 2019-20. Infants under 6 months.

5. RSV HOSPITALIZATIONS IN CHILDREN ENTERING THEIR SECOND RSV SEASON AND ADULTS

The objective of this section is to compare the number and rates of hospitalizations in the current RSV season 2025-26 with those of previous seasons since 2017, excluding those affected by COVID-19 (2020-21 and 2021-22) in figures, and also the 2022-23 season in tables.

Data from 2023-24 season includes hospitalizations with RSV positive sample. Data from previous season were obtained from MBDS hospital registries, which includes ICD-10 codes for RSV in any diagnostic position.

Seven observation groups are used in this comparison:

- 1. Cohort of children born between April and March in their 2nd RSV season:** for 2025-26 are children born between 1 April 2024 and 31 March 2025. Same criteria was applied to the previous seasons cohort.
- 2. Cohort of children born between April and March in their third RSV season:** for 2025-26 are children born between 1 April 2023 and 31 March 2024. Same criteria was applied to the previous seasons cohort.
- 3. Infants under 2 years:** Children between 0 and 23 months at the start of hospitalization.
- 4. Children 2 to 5 years old:** Children between 2 and 5 years at the start of hospitalization.
- 5. Children 3 to 5 years old:** Children between 3 and 5 years at the start of hospitalization.
- 6. Older than 60 years:** older than 60 years at the start of hospitalization.
- 7. Older than 80 years:** older than 80 years at the start of hospitalization.

5.1. Cohort of children born between April and March in their 2nd RSV season

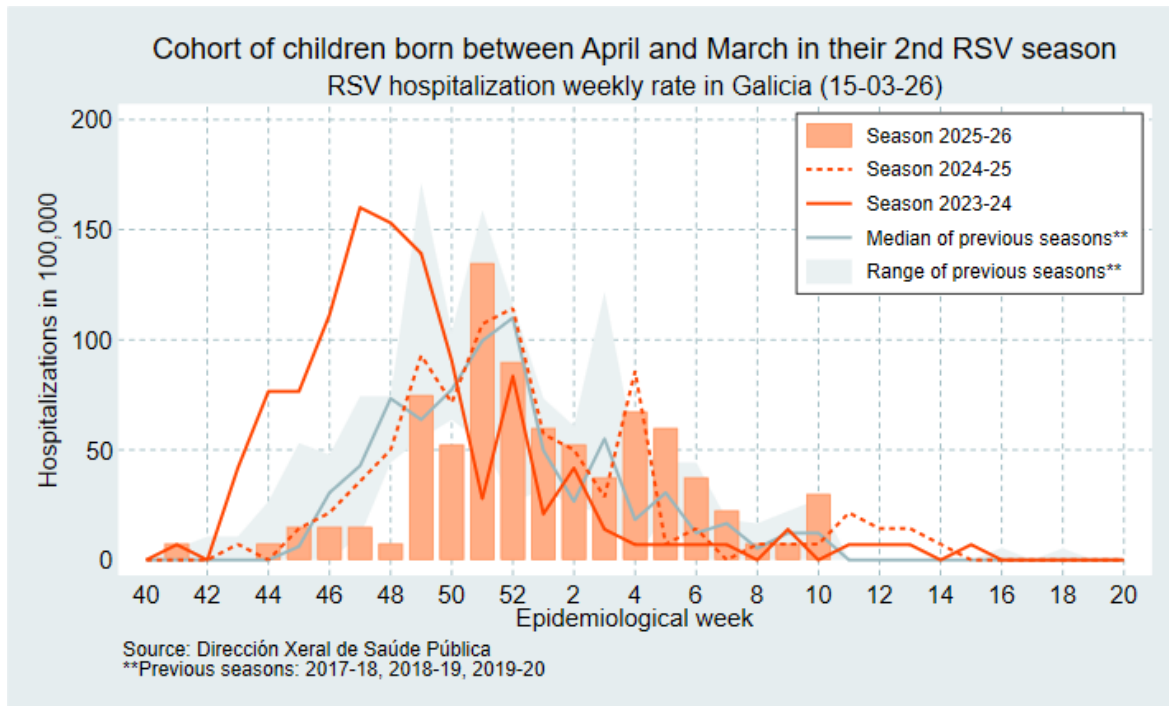


Figure 10. Weekly RSV hospitalization rate for seasons 2023-24, 2024-25 and 2025-26 in Galicia, up to 15-03-2026, and median (range) for seasons 2017-18, 2018-19 and 2019-20. Cohort of children born between April and March in their 2nd RSV season.

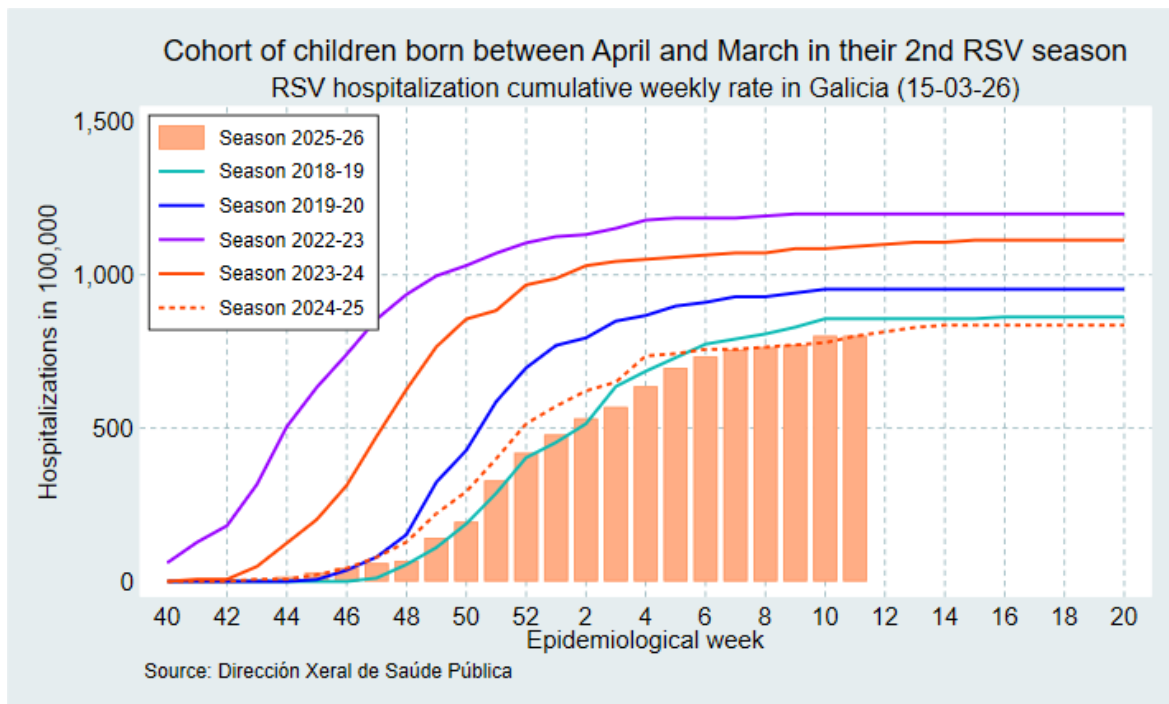


Figure 11. Cumulative weekly RSV hospitalization rate in Galicia, by season, up to, 15-03-2026. Cohort of children born between April and March in their 2nd RSV season.

Week	Season 2025-26		Median (range) previous seasons	
	Number	Rate	Number	Rate
40	0	0.0	0 (0 - 0)	0.0 (0.0 - 0.0)
41	1	7.5	0 (0 - 1)	0.0 (0.0 - 5.3)
42	0	0.0	0 (0 - 2)	0.0 (0.0 - 10.6)
43	0	0.0	0 (0 - 2)	0.0 (0.0 - 10.6)
44	1	7.5	0 (0 - 5)	0.0 (0.0 - 26.6)
45	2	15.0	1 (0 - 10)	6.1 (0.0 - 53.1)
46	2	15.0	5 (0 - 9)	30.6 (0.0 - 47.8)
47	2	15.0	7 (2 - 14)	42.8 (11.1 - 74.4)
48	1	7.5	12 (8 - 14)	73.3 (44.2 - 74.4)
49	10	74.9	12 (10 - 28)	63.7 (55.3 - 171.1)
50	7	52.4	14 (12 - 17)	77.4 (63.7 - 103.9)
51	18	134.8	18 (10 - 26)	99.5 (53.1 - 158.9)
52	12	89.9	18 (5 - 21)	110.0 (26.6 - 116.1)
1	8	59.9	9 (6 - 12)	49.8 (31.9 - 73.3)
2	7	52.4	5 (4 - 11)	26.6 (24.4 - 60.8)
3	5	37.5	9 (4 - 22)	55.0 (21.2 - 121.7)
4	9	67.4	3 (0 - 9)	18.3 (0.0 - 49.8)
5	8	59.9	5 (4 - 8)	30.6 (21.2 - 44.2)
6	5	37.5	2 (0 - 8)	12.2 (0.0 - 44.2)
7	3	22.5	3 (0 - 3)	16.6 (0.0 - 18.3)
8	1	7.5	1 (0 - 3)	5.3 (0.0 - 16.6)
9	1	7.5	2 (0 - 4)	12.2 (0.0 - 22.1)
10	4	30.0	2 (0 - 5)	12.2 (0.0 - 27.6)
11	0	0.0	0 (0 - 0)	0.0 (0.0 - 0.0)
12	-	-	0 (0 - 0)	0.0 (0.0 - 0.0)
13	-	-	0 (0 - 0)	0.0 (0.0 - 0.0)

Table 5. Weekly RSV hospitalization rate, per 100,000, for season 2025-26 in Galicia, up to 15-03-2026, and median (range) for seasons 2017-18, 2018-19 and 2019-20. Cohort of children born between April and March in their 2nd RSV season.

5.2. Cohort of children born between April and March in their third RSV season

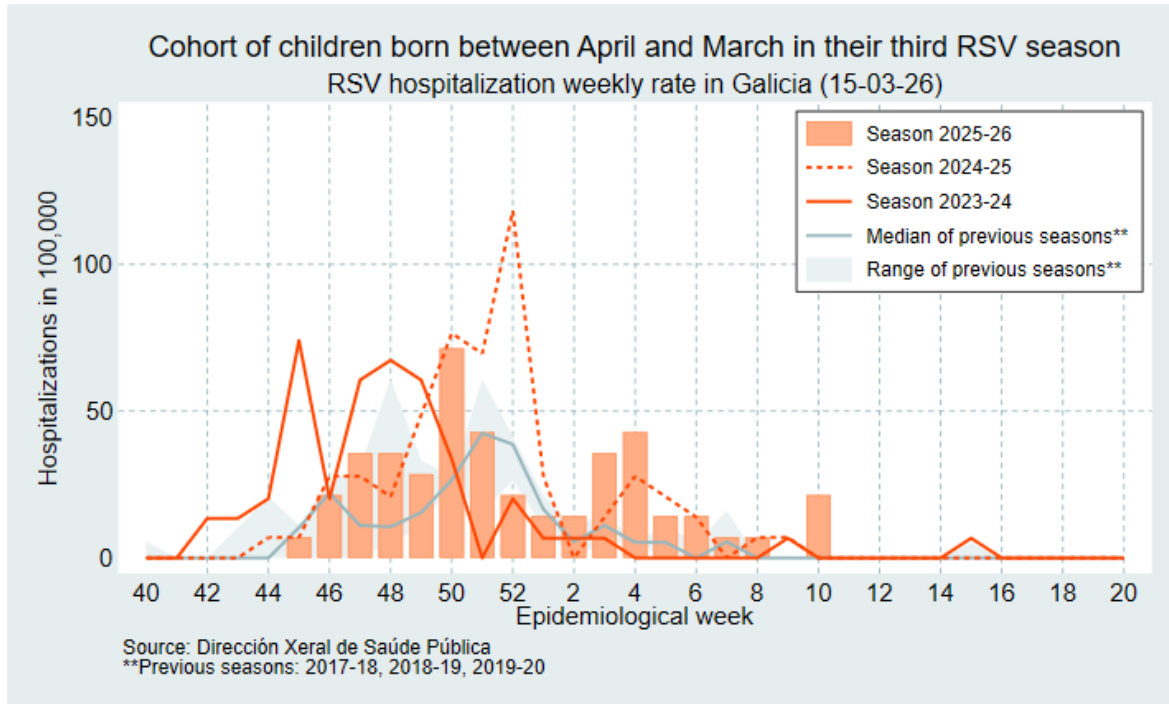


Figure 12. Weekly RSV hospitalization rate for seasons 2023-24, 2024-25 and 2025-26 in Galicia, up to 15-03-2026, and median (range) for seasons 2017-18, 2018-19 and 2019-20. Cohort of children born between April and March in their third RSV season.

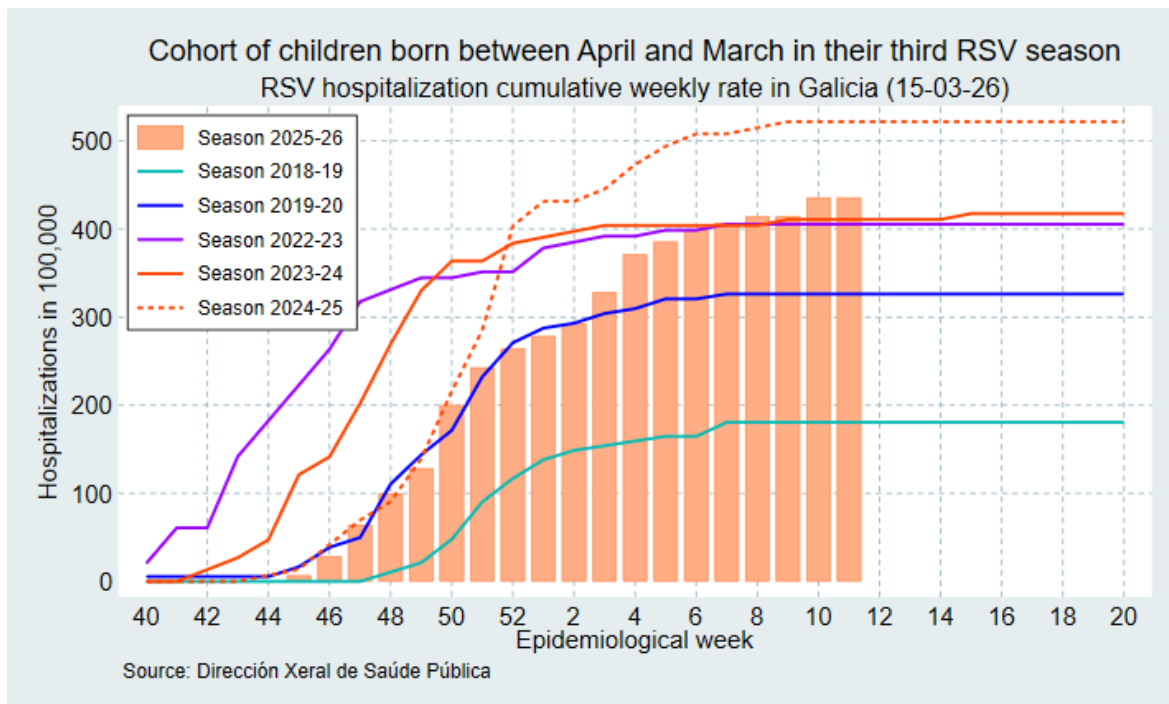


Figure 13. Cumulative weekly RSV hospitalization rate in Galicia, by season, up to, 15-03-2026. Cohort of children born between April and March in their third RSV season.

Week	Season 2025-26		Median (range) previous seasons	
	Number	Rate	Number	Rate
40	0	0.0	0 (0 - 1)	0.0 (0.0 - 5.5)
41	0	0.0	0 (0 - 0)	0.0 (0.0 - 0.0)
42	0	0.0	0 (0 - 0)	0.0 (0.0 - 0.0)
43	0	0.0	0 (0 - 2)	0.0 (0.0 - 10.3)
44	0	0.0	0 (0 - 4)	0.0 (0.0 - 20.6)
45	1	7.1	2 (0 - 2)	10.3 (0.0 - 11.1)
46	3	21.4	4 (0 - 5)	22.1 (0.0 - 25.8)
47	5	35.7	2 (0 - 6)	11.1 (0.0 - 31.0)
48	5	35.7	2 (1 - 11)	10.6 (5.2 - 60.8)
49	4	28.6	3 (2 - 6)	15.5 (10.6 - 33.2)
50	10	71.5	5 (5 - 5)	26.6 (25.8 - 27.6)
51	6	42.9	8 (3 - 11)	42.5 (15.5 - 60.8)
52	3	21.4	7 (5 - 8)	38.7 (26.6 - 41.3)
1	2	14.3	3 (2 - 4)	16.6 (10.3 - 21.2)
2	2	14.3	1 (0 - 2)	5.5 (0.0 - 10.6)
3	5	35.7	2 (1 - 3)	11.1 (5.3 - 15.5)
4	6	42.9	1 (1 - 1)	5.3 (5.2 - 5.5)
5	2	14.3	1 (0 - 2)	5.3 (0.0 - 11.1)
6	2	14.3	0 (0 - 1)	0.0 (0.0 - 5.2)
7	1	7.1	1 (0 - 3)	5.5 (0.0 - 15.9)
8	1	7.1	0 (0 - 0)	0.0 (0.0 - 0.0)
9	0	0.0	0 (0 - 0)	0.0 (0.0 - 0.0)
10	3	21.4	0 (0 - 0)	0.0 (0.0 - 0.0)
11	0	0.0	0 (0 - 0)	0.0 (0.0 - 0.0)
12	-	-	0 (0 - 0)	0.0 (0.0 - 0.0)
13	-	-	0 (0 - 0)	0.0 (0.0 - 0.0)

Table 6. Weekly RSV hospitalization rate, per 100,000, for season 2025-26 in Galicia, up to 15-03-2026, and median (range) for seasons 2017-18, 2018-19 and 2019-20. Cohort of children born between April and March in their third RSV season.

5.3. Infants under 2 years

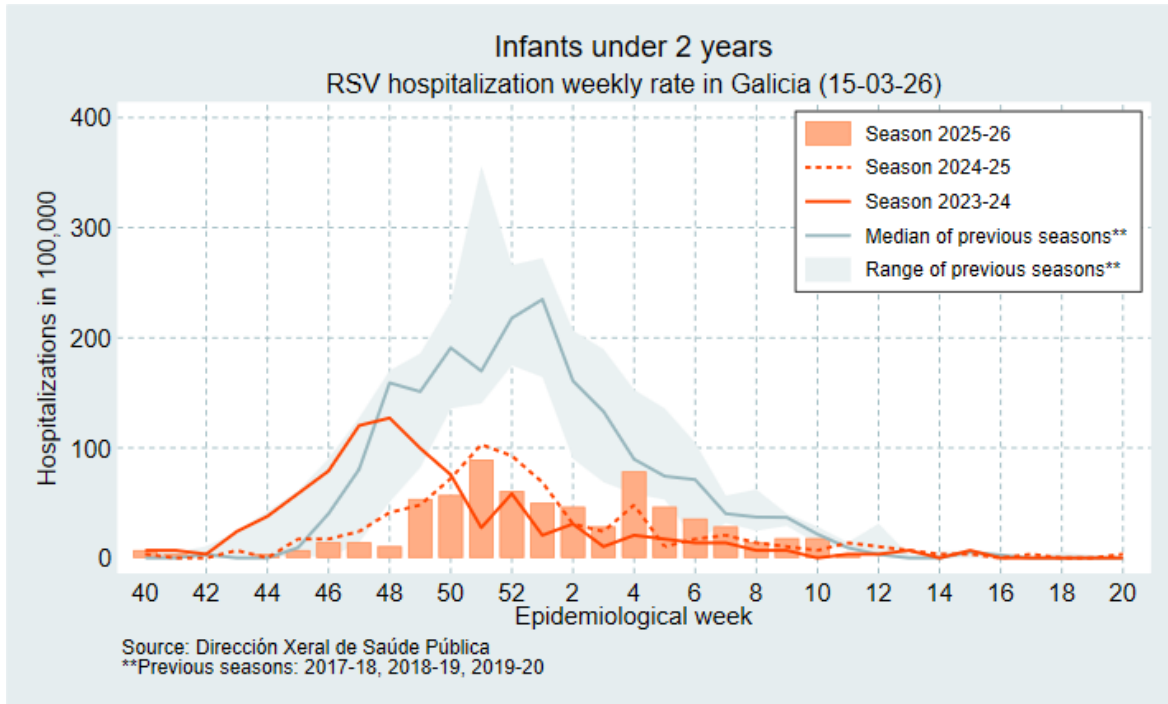


Figure 14. Weekly RSV hospitalization rate for seasons 2023-24, 2024-25 and 2025-26 in Galicia, up to 15-03-2026, and median (range) for seasons 2017-18, 2018-19 and 2019-20. Infants under 2 years.

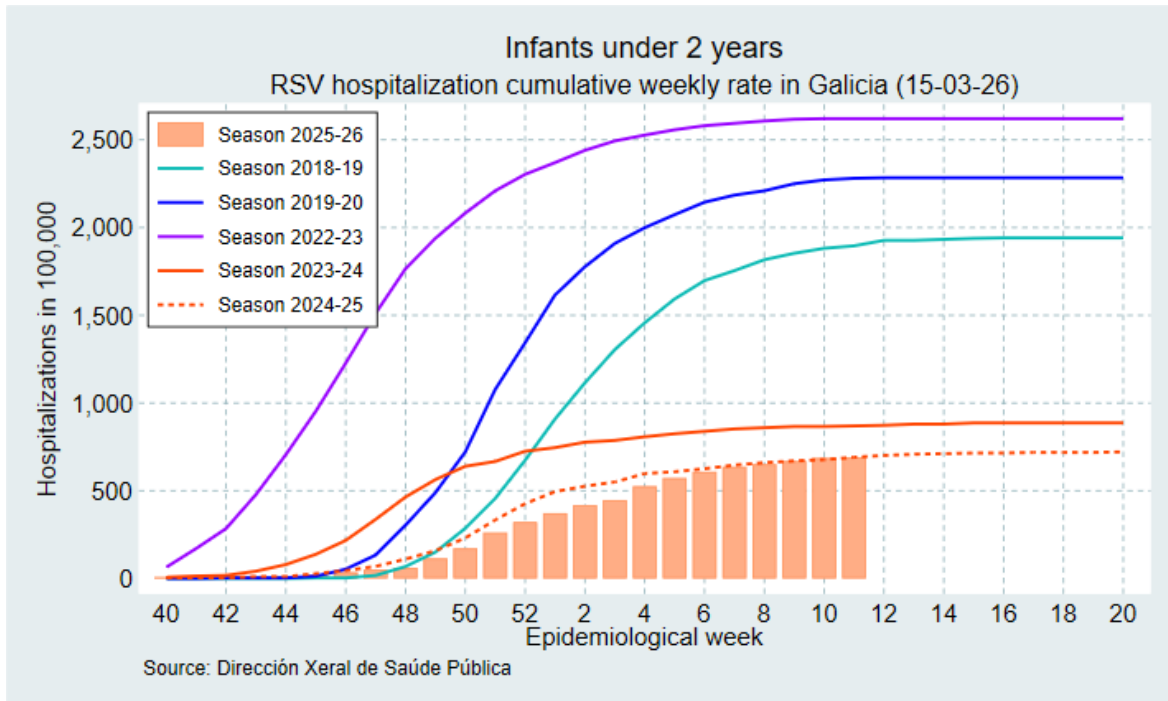


Figure 15. Cumulative weekly RSV hospitalization rate in Galicia, by season, up to, 15-03-2026. Infants under 2 years.

Week	Season 2025-26		Median (range) previous seasons	
	Number	Rate	Number	Rate
40	2	7.2	0 (0 - 2)	0.0 (0.0 - 5.3)
41	1	3.6	0 (0 - 2)	0.0 (0.0 - 5.3)
42	0	0.0	1 (0 - 4)	3.1 (0.0 - 10.6)
43	0	0.0	0 (0 - 9)	0.0 (0.0 - 23.9)
44	1	3.6	0 (0 - 16)	0.0 (0.0 - 42.4)
45	2	7.2	3 (1 - 23)	9.3 (2.8 - 61.0)
46	4	14.3	13 (0 - 34)	40.2 (0.0 - 90.1)
47	4	14.3	26 (5 - 48)	80.5 (14.1 - 127.3)
48	3	10.7	55 (18 - 60)	159.1 (50.9 - 170.2)
49	15	53.6	57 (29 - 60)	151.1 (82.1 - 185.7)
50	16	57.2	72 (48 - 75)	190.9 (135.8 - 232.1)
51	25	89.4	60 (53 - 115)	169.8 (140.5 - 355.9)
52	17	60.8	77 (66 - 86)	217.9 (175.0 - 266.2)
1	14	50.1	83 (62 - 88)	234.9 (164.4 - 272.4)
2	13	46.5	52 (34 - 73)	160.9 (90.1 - 206.6)
3	8	28.6	43 (26 - 67)	133.1 (68.9 - 189.6)
4	22	78.7	29 (22 - 54)	89.8 (58.3 - 152.8)
5	13	46.5	24 (20 - 48)	74.3 (53.0 - 135.8)
6	10	35.8	23 (6 - 37)	71.2 (15.9 - 104.7)
7	8	28.6	13 (12 - 20)	40.2 (31.8 - 56.6)
8	4	14.3	14 (8 - 22)	37.1 (24.8 - 62.3)
9	5	17.9	13 (11 - 13)	36.8 (29.2 - 40.2)
10	5	17.9	7 (5 - 10)	21.7 (13.3 - 28.3)
11	1	3.6	3 (3 - 5)	9.3 (8.0 - 14.1)
12	-	-	1 (1 - 11)	3.1 (2.7 - 31.1)
13	-	-	0 (0 - 1)	0.0 (0.0 - 2.7)

Table 7. Weekly RSV hospitalization rate, per 100,000, for season 2025-26 in Galicia, up to 15-03-2026, and median (range) for seasons 2017-18, 2018-19 and 2019-20. Infants under 2 years.

5.4. Children 2 to 5 years old

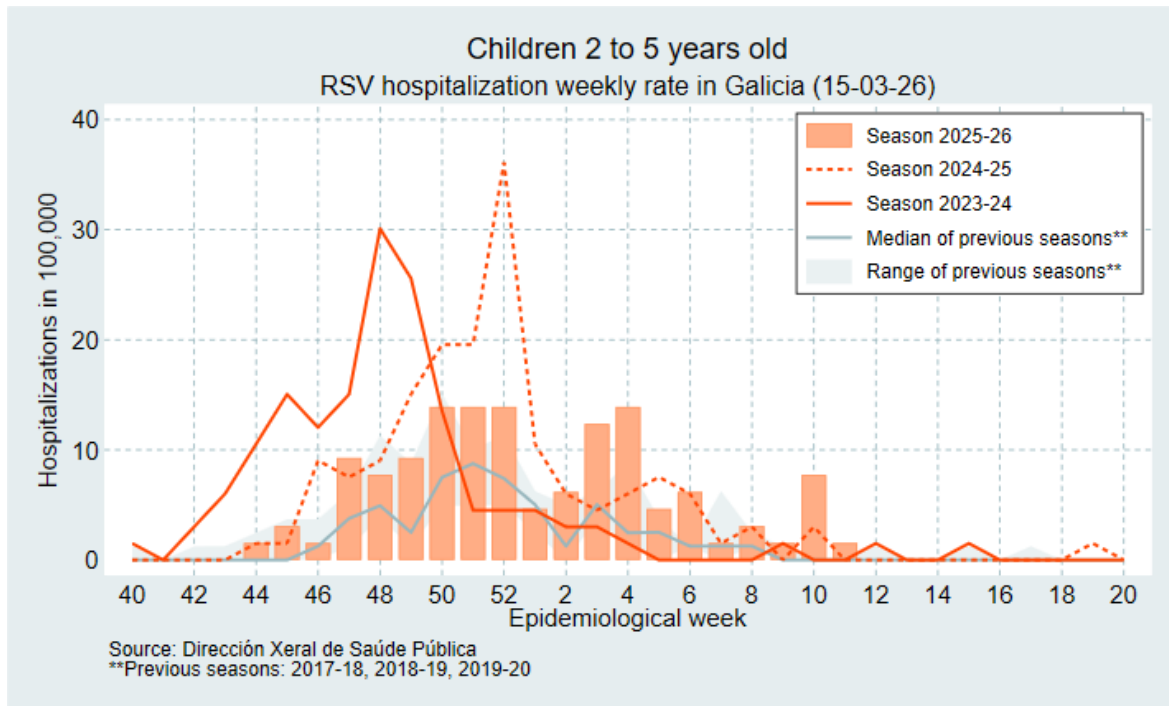


Figure 16. Weekly RSV hospitalization rate for seasons 2023-24, 2024-25 and 2025-26 in Galicia, up to 15-03-2026, and median (range) for seasons 2017-18, 2018-19 and 2019-20. Children 2 to 5 years old.

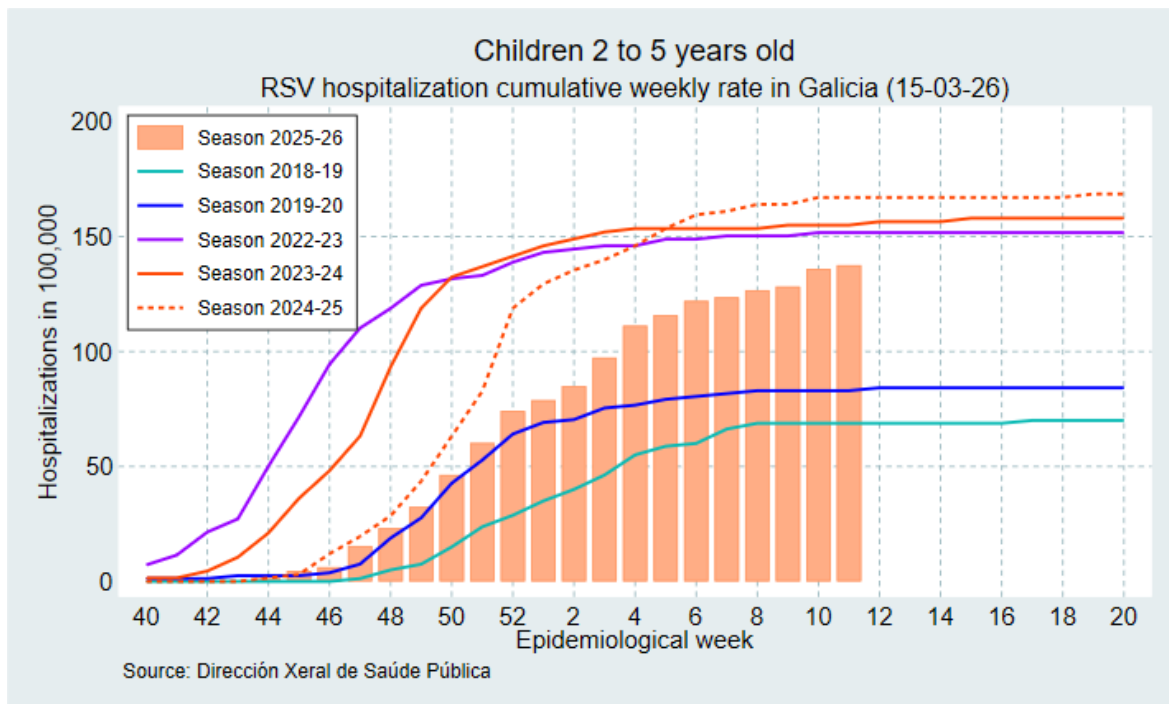


Figure 17. Cumulative weekly RSV hospitalization rate in Galicia, by season, up to, 15-03-2026. Children 2 to 5 years old.

Week	Season 2025-26		Median (range) previous seasons	
	Number	Rate	Number	Rate
40	0	0.0	0 (0 - 1)	0.0 (0.0 - 1.3)
41	0	0.0	0 (0 - 0)	0.0 (0.0 - 0.0)
42	0	0.0	0 (0 - 1)	0.0 (0.0 - 1.2)
43	0	0.0	0 (0 - 1)	0.0 (0.0 - 1.3)
44	1	1.5	0 (0 - 2)	0.0 (0.0 - 2.5)
45	2	3.1	0 (0 - 3)	0.0 (0.0 - 3.7)
46	1	1.5	1 (0 - 3)	1.3 (0.0 - 3.7)
47	6	9.3	3 (1 - 5)	3.8 (1.3 - 6.2)
48	5	7.7	4 (3 - 9)	4.9 (3.8 - 11.3)
49	6	9.3	2 (1 - 7)	2.5 (1.2 - 8.8)
50	9	13.9	6 (4 - 12)	7.5 (4.9 - 15.1)
51	9	13.9	7 (4 - 8)	8.8 (4.9 - 10.1)
52	9	13.9	6 (4 - 9)	7.4 (5.0 - 11.3)
1	3	4.6	4 (2 - 5)	5.0 (2.5 - 6.3)
2	4	6.2	1 (0 - 4)	1.3 (0.0 - 5.0)
3	8	12.4	4 (3 - 5)	5.0 (3.7 - 6.3)
4	9	13.9	2 (1 - 7)	2.5 (1.3 - 8.8)
5	3	4.6	2 (0 - 3)	2.5 (0.0 - 3.8)
6	4	6.2	1 (1 - 1)	1.3 (1.2 - 1.3)
7	1	1.5	1 (0 - 5)	1.3 (0.0 - 6.3)
8	2	3.1	1 (1 - 2)	1.3 (1.2 - 2.5)
9	1	1.5	0 (0 - 1)	0.0 (0.0 - 1.2)
10	5	7.7	0 (0 - 0)	0.0 (0.0 - 0.0)
11	1	1.5	0 (0 - 0)	0.0 (0.0 - 0.0)
12	-	-	0 (0 - 1)	0.0 (0.0 - 1.3)
13	-	-	0 (0 - 0)	0.0 (0.0 - 0.0)

Table 8. Weekly RSV hospitalization rate, per 100,000, for season 2025-26 in Galicia, up to 15-03-2026, and median (range) for seasons 2017-18, 2018-19 and 2019-20. Children 2 to 5 years old.

5.5. Children 3 to 5 years old

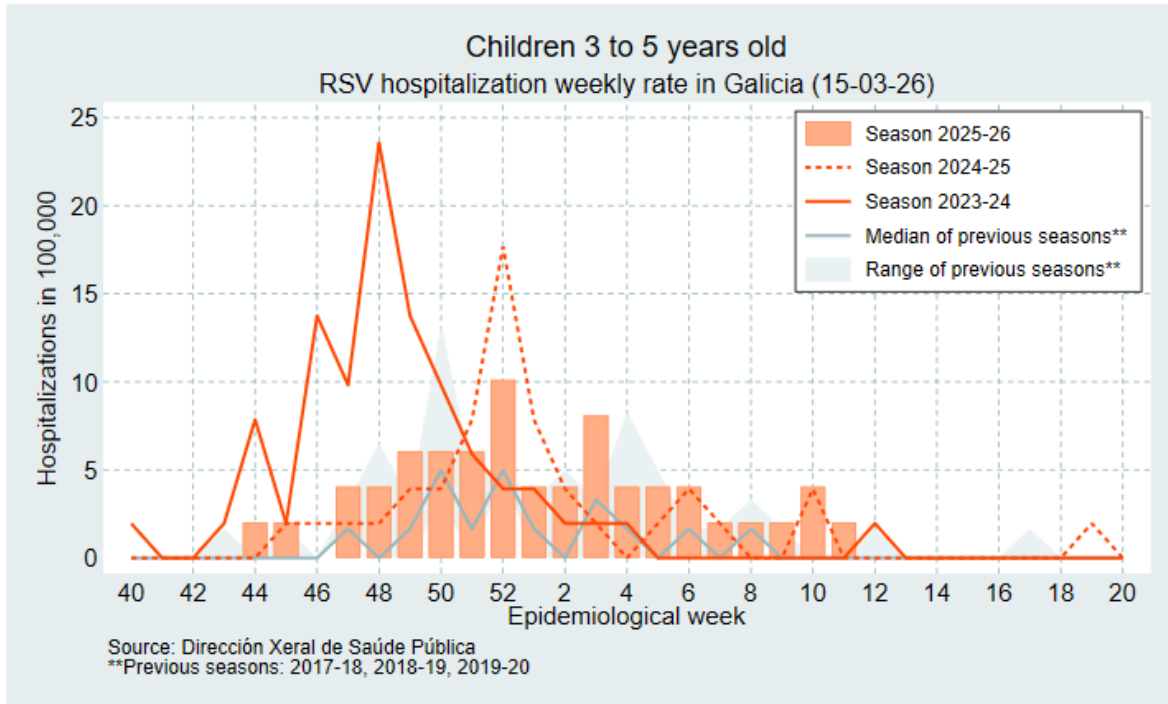


Figure 18. Weekly RSV hospitalization rate for seasons 2023-24, 2024-25 and 2025-26 in Galicia, up to 15-03-2026, and median (range) for seasons 2017-18, 2018-19 and 2019-20. Children 3 to 5 years old.

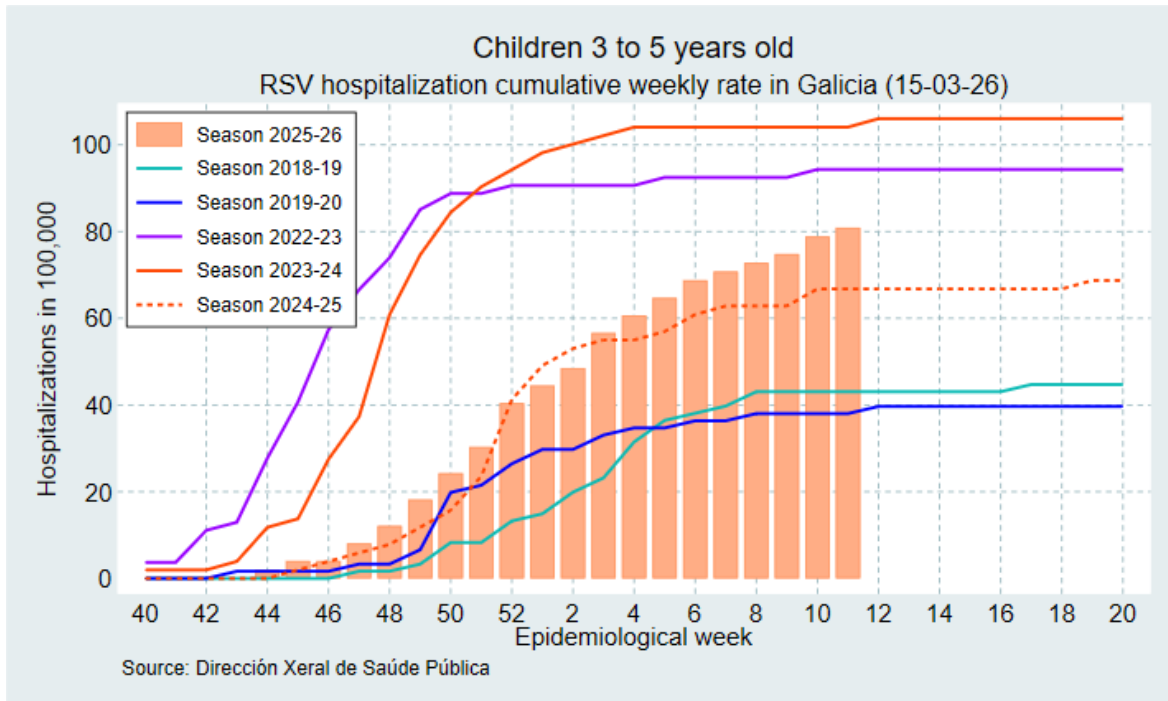


Figure 19. Cumulative weekly RSV hospitalization rate in Galicia, by season, up to, 15-03-2026. Children 3 to 5 years old.

Week	Season 2025-26		Median (range) previous seasons	
	Number	Rate	Number	Rate
40	0	0.0	0 (0 - 0)	0.0 (0.0 - 0.0)
41	0	0.0	0 (0 - 0)	0.0 (0.0 - 0.0)
42	0	0.0	0 (0 - 0)	0.0 (0.0 - 0.0)
43	0	0.0	0 (0 - 1)	0.0 (0.0 - 1.7)
44	1	2.0	0 (0 - 0)	0.0 (0.0 - 0.0)
45	1	2.0	0 (0 - 1)	0.0 (0.0 - 1.6)
46	0	0.0	0 (0 - 0)	0.0 (0.0 - 0.0)
47	2	4.0	1 (1 - 2)	1.7 (1.7 - 3.3)
48	2	4.0	0 (0 - 4)	0.0 (0.0 - 6.5)
49	3	6.1	1 (0 - 2)	1.7 (0.0 - 3.3)
50	3	6.1	3 (2 - 8)	5.0 (3.3 - 13.2)
51	3	6.1	1 (0 - 3)	1.7 (0.0 - 4.9)
52	5	10.1	3 (3 - 3)	5.0 (4.9 - 5.0)
1	2	4.0	1 (0 - 2)	1.7 (0.0 - 3.3)
2	2	4.0	0 (0 - 3)	0.0 (0.0 - 5.0)
3	4	8.1	2 (0 - 2)	3.3 (0.0 - 3.3)
4	2	4.0	1 (0 - 5)	1.7 (0.0 - 8.3)
5	2	4.0	0 (0 - 3)	0.0 (0.0 - 5.0)
6	2	4.0	1 (0 - 1)	1.7 (0.0 - 1.7)
7	1	2.0	0 (0 - 1)	0.0 (0.0 - 1.7)
8	1	2.0	1 (1 - 2)	1.7 (1.6 - 3.3)
9	1	2.0	0 (0 - 1)	0.0 (0.0 - 1.6)
10	2	4.0	0 (0 - 0)	0.0 (0.0 - 0.0)
11	1	2.0	0 (0 - 0)	0.0 (0.0 - 0.0)
12	-	-	0 (0 - 1)	0.0 (0.0 - 1.7)
13	-	-	0 (0 - 0)	0.0 (0.0 - 0.0)

Table 9. Weekly RSV hospitalization rate, per 100,000, for season 2025-26 in Galicia, up to 15-03-2026, and median (range) for seasons 2017-18, 2018-19 and 2019-20. Children 3 to 5 years old.

5.6. Older than 60 years

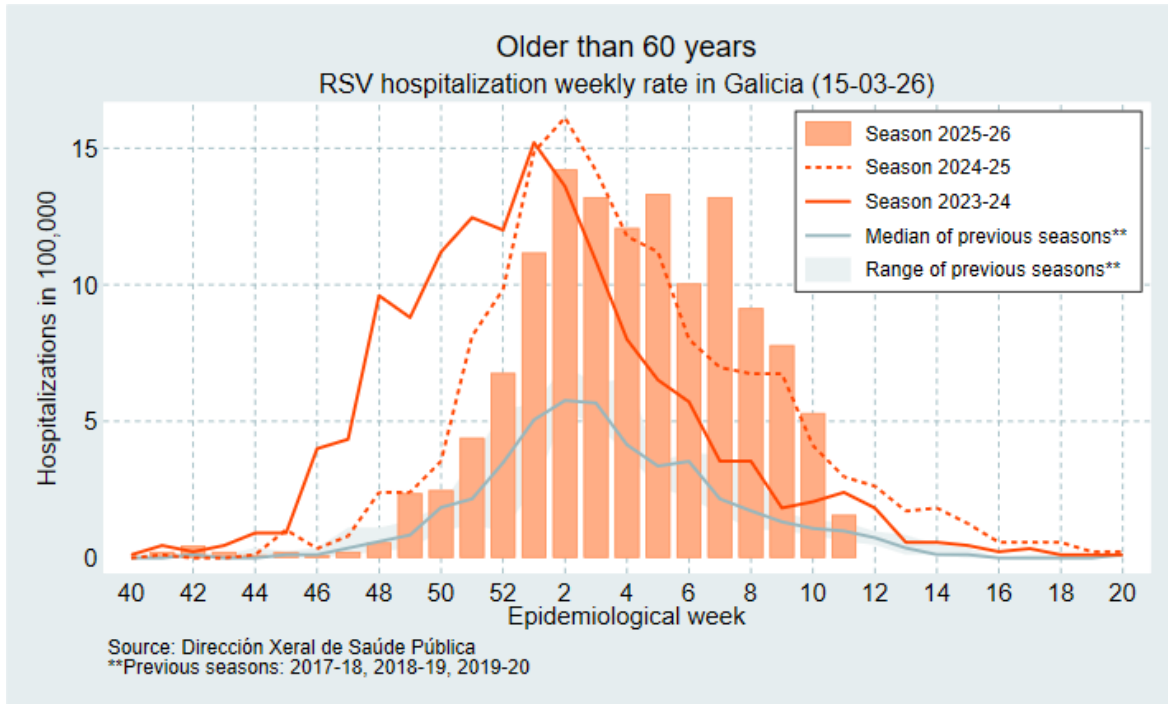


Figure 20. Weekly RSV hospitalization rate for seasons 2023-24, 2024-25 and 2025-26 in Galicia, up to 15-03-2026, and median (range) for seasons 2017-18, 2018-19 and 2019-20. Older than 60 years.

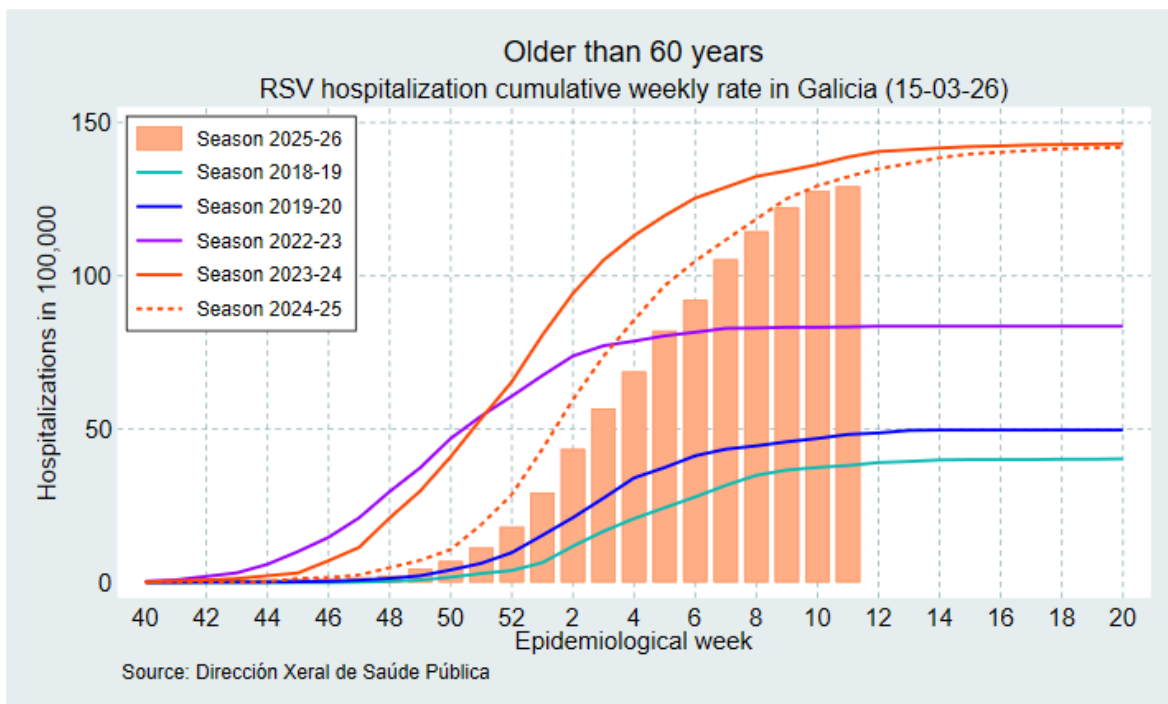


Figure 21. Cumulative weekly RSV hospitalization rate in Galicia, by season, up to, 15-03-2026. Older than 60 years.

Week	Season 2025-26		Median (range) previous seasons	
	Number	Rate	Number	Rate
40	0	0.0	0 (0 - 1)	0.0 (0.0 - 0.1)
41	2	0.2	0 (0 - 1)	0.0 (0.0 - 0.1)
42	4	0.5	1 (0 - 1)	0.1 (0.0 - 0.1)
43	2	0.2	0 (0 - 1)	0.0 (0.0 - 0.1)
44	1	0.1	0 (0 - 3)	0.0 (0.0 - 0.4)
45	2	0.2	1 (0 - 2)	0.1 (0.0 - 0.2)
46	1	0.1	1 (0 - 3)	0.1 (0.0 - 0.4)
47	2	0.2	3 (1 - 9)	0.4 (0.1 - 1.1)
48	5	0.6	5 (2 - 9)	0.6 (0.2 - 1.1)
49	21	2.4	7 (3 - 11)	0.8 (0.4 - 1.4)
50	22	2.5	15 (8 - 16)	1.8 (1.0 - 1.9)
51	39	4.4	18 (10 - 29)	2.2 (1.2 - 3.6)
52	60	6.8	29 (8 - 44)	3.5 (1.0 - 5.4)
1	99	11.2	41 (21 - 47)	5.1 (2.6 - 5.6)
2	126	14.2	48 (44 - 57)	5.8 (5.4 - 7.0)
3	117	13.2	46 (40 - 53)	5.7 (4.9 - 6.4)
4	107	12.1	34 (31 - 55)	4.1 (3.8 - 6.6)
5	118	13.3	28 (21 - 29)	3.4 (2.6 - 3.5)
6	89	10.0	29 (18 - 32)	3.5 (2.2 - 3.8)
7	117	13.2	18 (13 - 31)	2.2 (1.6 - 3.8)
8	81	9.1	14 (9 - 27)	1.7 (1.1 - 3.3)
9	69	7.8	11 (8 - 14)	1.3 (1.0 - 1.7)
10	47	5.3	9 (7 - 11)	1.1 (0.9 - 1.4)
11	14	1.6	8 (5 - 11)	1.0 (0.6 - 1.3)
12	-	-	6 (4 - 8)	0.7 (0.5 - 1.0)
13	-	-	3 (1 - 7)	0.4 (0.1 - 0.8)

Table 10. Weekly RSV hospitalization rate, per 100,000, for season 2025-26 in Galicia, up to 15-03-2026, and median (range) for seasons 2017-18, 2018-19 and 2019-20. Older than 60 years.

5.7. Older than 80 years

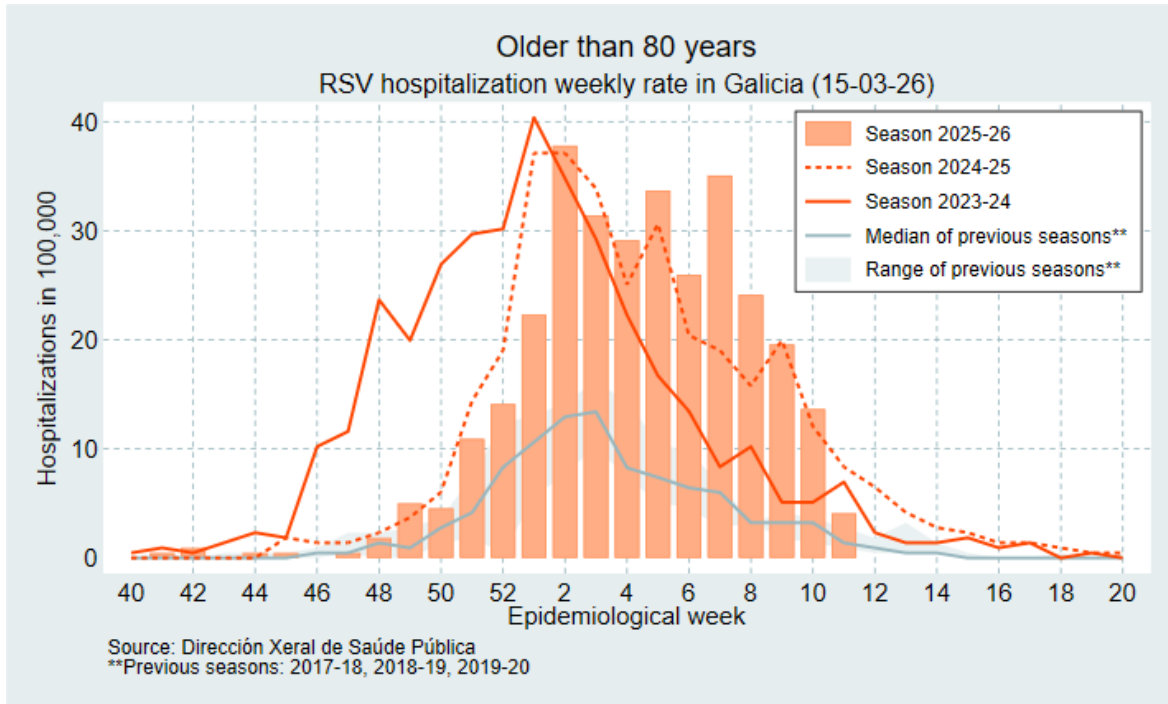


Figure 22. Weekly RSV hospitalization rate for seasons 2023-24, 2024-25 and 2025-26 in Galicia, up to 15-03-2026, and median (range) for seasons 2017-18, 2018-19 and 2019-20. Older than 80 years.

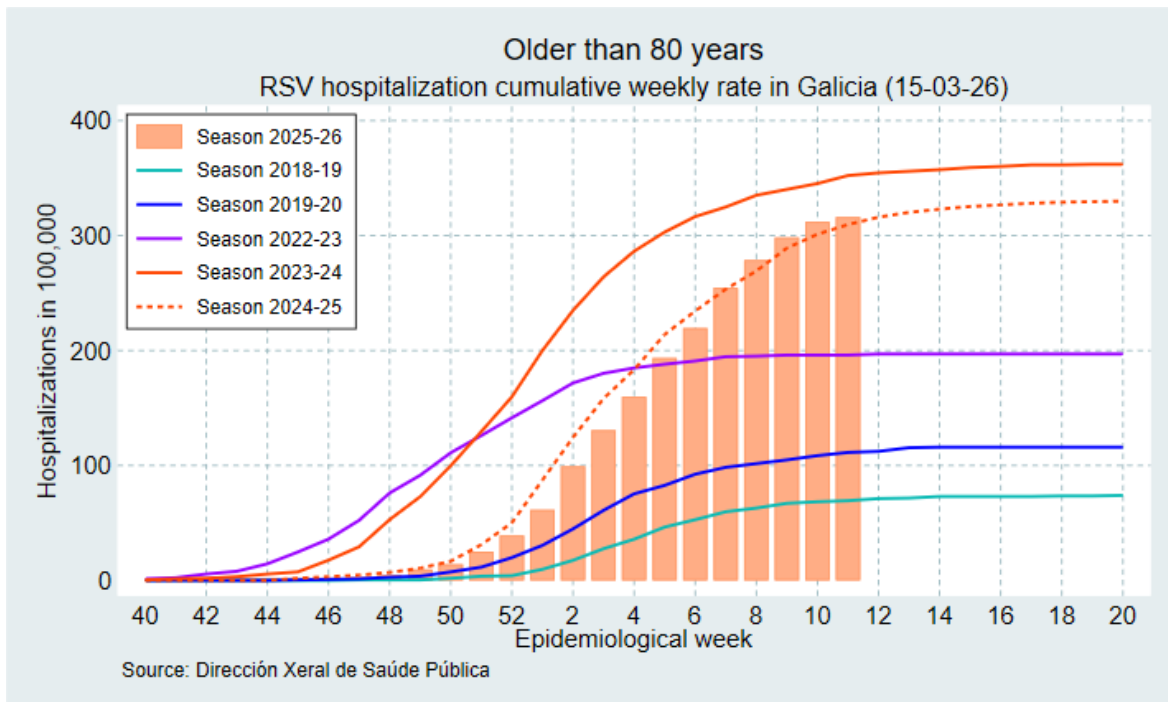


Figure 23. Cumulative weekly RSV hospitalization rate in Galicia, by season, up to, 15-03-2026. Older than 80 years.

Week	Season 2025-26		Median (range) previous seasons	
	Number	Rate	Number	Rate
40	0	0.0	0 (0 - 0)	0.0 (0.0 - 0.0)
41	1	0.5	0 (0 - 1)	0.0 (0.0 - 0.5)
42	2	0.9	0 (0 - 0)	0.0 (0.0 - 0.0)
43	0	0.0	0 (0 - 1)	0.0 (0.0 - 0.5)
44	1	0.5	0 (0 - 1)	0.0 (0.0 - 0.5)
45	1	0.5	0 (0 - 1)	0.0 (0.0 - 0.5)
46	0	0.0	1 (0 - 2)	0.5 (0.0 - 0.9)
47	1	0.5	1 (1 - 5)	0.5 (0.5 - 2.3)
48	4	1.8	3 (0 - 5)	1.4 (0.0 - 2.3)
49	11	5.0	2 (0 - 6)	0.9 (0.0 - 2.8)
50	10	4.6	6 (3 - 8)	2.8 (1.4 - 3.7)
51	24	10.9	9 (4 - 16)	4.2 (1.8 - 7.4)
52	31	14.1	18 (1 - 27)	8.3 (0.5 - 12.5)
1	49	22.3	23 (12 - 28)	10.6 (5.5 - 12.9)
2	83	37.8	28 (17 - 31)	12.9 (7.8 - 14.3)
3	69	31.4	29 (22 - 35)	13.4 (10.1 - 16.2)
4	64	29.1	18 (16 - 31)	8.3 (7.4 - 14.3)
5	74	33.7	16 (11 - 23)	7.4 (5.1 - 10.6)
6	57	26.0	14 (10 - 21)	6.4 (4.6 - 9.7)
7	77	35.1	13 (6 - 15)	6.0 (2.8 - 6.9)
8	53	24.1	7 (7 - 7)	3.2 (3.2 - 3.2)
9	43	19.6	7 (4 - 9)	3.2 (1.8 - 4.1)
10	30	13.7	7 (3 - 8)	3.2 (1.4 - 3.7)
11	9	4.1	3 (2 - 6)	1.4 (0.9 - 2.8)
12	-	-	2 (1 - 4)	0.9 (0.5 - 1.8)
13	-	-	1 (1 - 7)	0.5 (0.5 - 3.2)

Table 11. Weekly RSV hospitalization rate, per 100,000, for season 2025-26 in Galicia, up to 15-03-2026, and median (range) for seasons 2017-18, 2018-19 and 2019-20. Older than 80 years.

6. PRIMARY CARE ASSISTANCE FOR ACUTE BRONCHIOLITIS IN CHILDREN UNDER 2 YEARS OF AGE

The objective of this section is to compare the number and rate of consultations for acute bronchiolitis in Primary Care in the current RSV season 2025-26 with those of previous seasons 2024-25, 2023-24 and 2022-23.

Data from 2023-24 seasons include episodes with ICPC code R78.01 (acute bronchiolitis). Data from 2022-23 season include episodes with ICPC code R78, which encompasses both acute bronchitis and bronchiolitis.

Four observation groups are used to make this comparison:

- 1. Cohort of births between April and September:** For current season 2025-26, it includes catch-up children (born between April 1 and September 21, 2025); for the comparison with previous seasons, data was collected from children born between April 1 and September 30 of the start of season year.
- 2. Infants under 2 months of age** at the consultation date.
- 3. Infants under 6 months of age** at the consultation date.
- 4. Infants under 2 years of age** at the consultation date.

6.1. Cohort of infants born between April and September

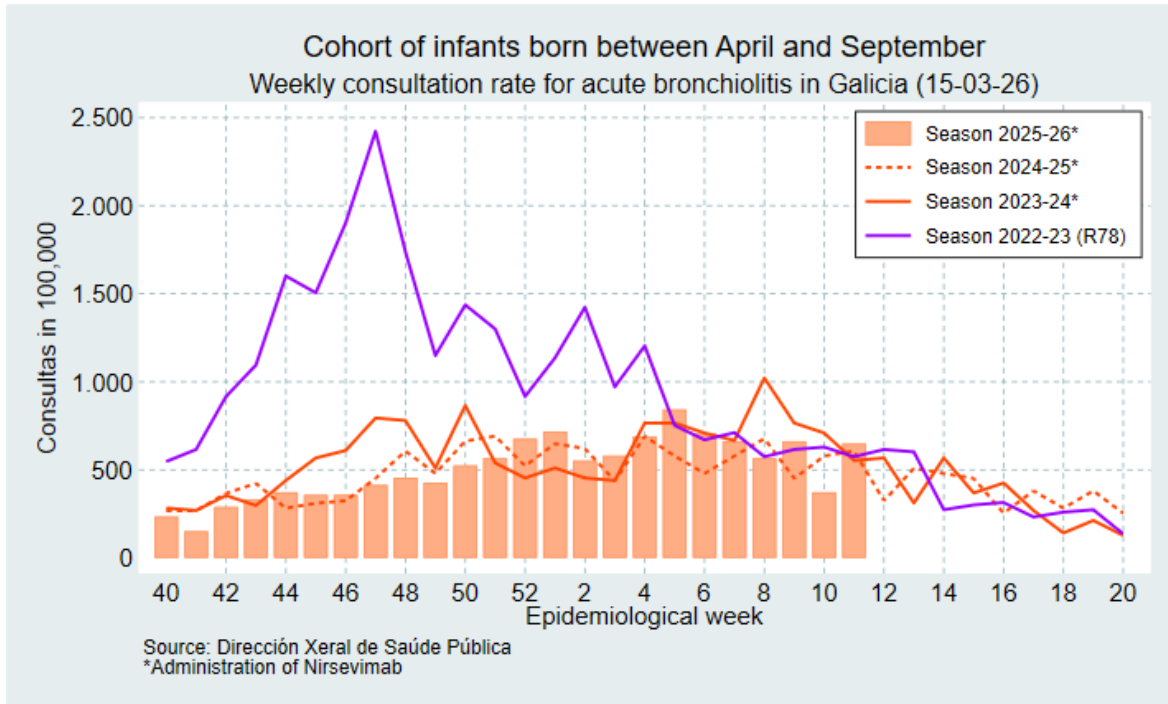


Figure 24. Weekly consultation rate for acute bronchiolitis in Galicia, by season, up to 15-03-2026. Cohort of infants born between April and September.

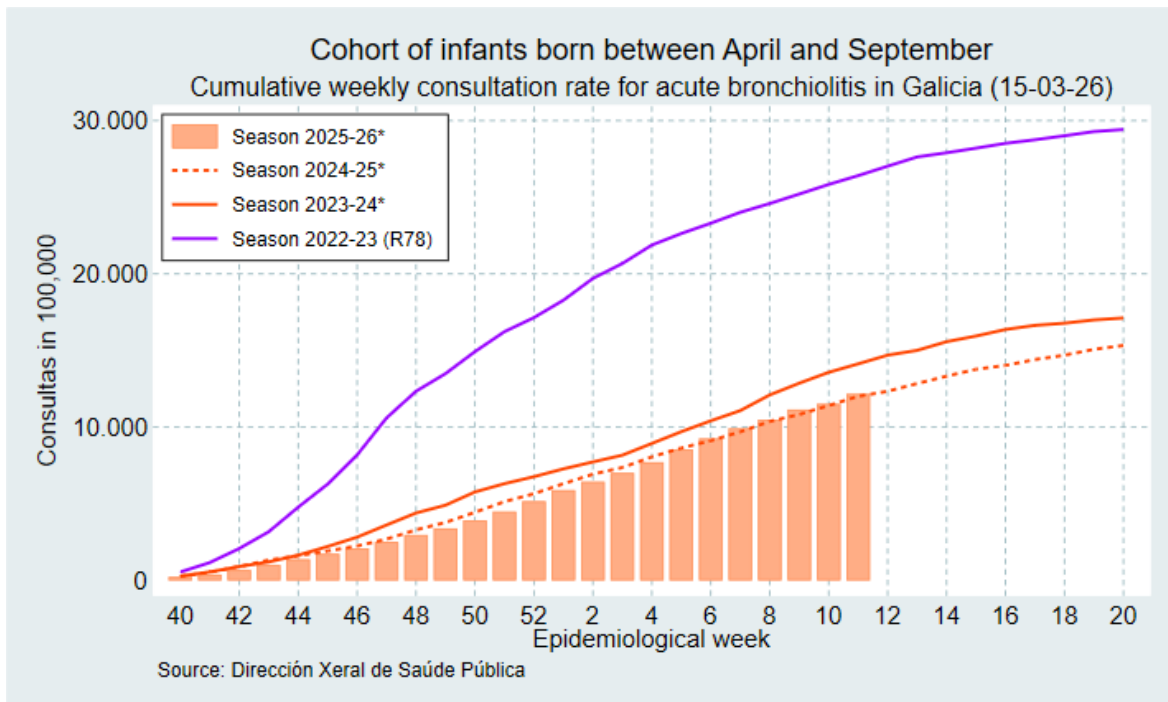


Figure 25. Cumulative weekly consultation rate for acute bronchiolitis in Galicia, by season, up to 15-03-2026. Cohort of infants born between April and September.

Week	Season 2025-26		Season 2024-25	
	Number	Rate	Number	Rate
40	17	234,9	19	268,2
41	11	152,0	19	268,2
42	21	290,2	26	367,0
43	24	331,7	30	423,5
44	27	373,1	20	282,3
45	26	359,3	22	310,6
46	26	359,3	23	324,7
47	30	414,6	32	451,7
48	33	456,1	43	607,0
49	31	428,4	34	480,0
50	38	525,2	47	663,5
51	41	566,6	49	691,7
52	49	677,2	37	522,3
1	52	718,6	46	649,4
2	40	552,8	44	621,1
3	42	580,4	31	437,6
4	50	691,0	49	691,7
5	61	843,0	41	578,8
6	51	704,8	34	480,0
7	48	663,3	41	578,8
8	41	566,6	48	677,6
9	48	663,3	32	451,7
10	27	373,1	41	578,8
11	47	649,5	43	607,0
12	-	-	23	324,7
13	-	-	36	508,2

Table 12. Weekly consultation rate for acute bronchiolitis, per 100,000, for season 2025-26 in Galicia, up to 15-03-2026, and for season 2024-25. Cohort of infants born between April and September.

6.2. Infants less than 2 months

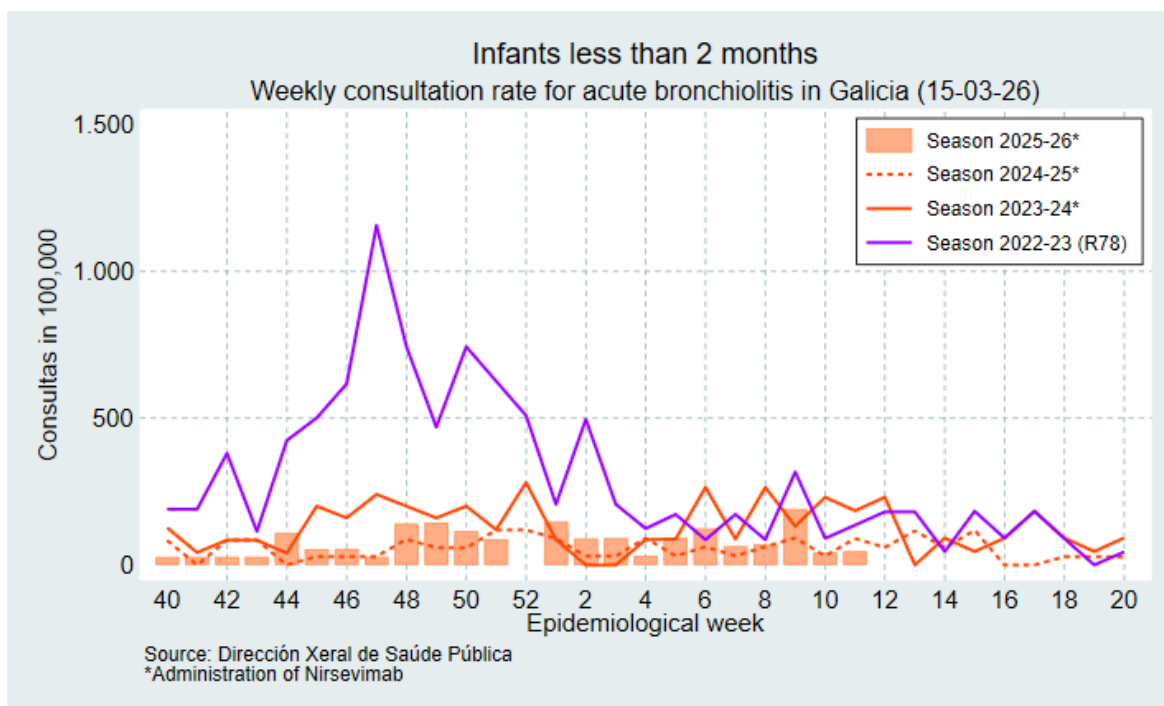


Figure 26. Weekly consultation rate for acute bronchiolitis in Galicia, by season, up to 15-03-2026. Infants less than 2 months.

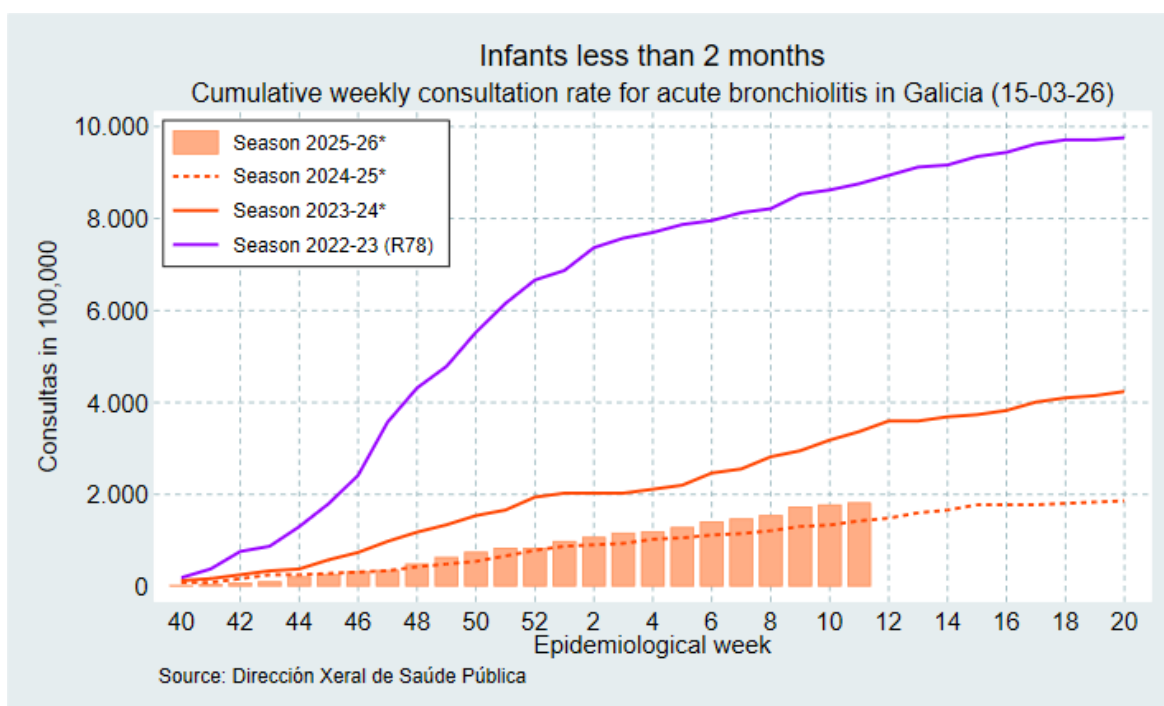


Figure 27. Cumulative weekly consultation rate for acute bronchiolitis in Galicia, by season, up to 15-03-2026. Infants less than 2 months.

Week	Season 2025-26		Season 2024-25	
	Number	Rate	Number	Rate
40	1	27,3	3	83,8
41	1	27,5	0	0,0
42	1	27,6	3	84,9
43	1	27,4	3	85,8
44	4	108,8	0	0,0
45	2	54,3	1	28,7
46	2	54,8	1	28,7
47	1	27,6	1	28,8
48	5	140,6	3	87,8
49	5	143,7	2	58,6
50	4	115,5	2	58,3
51	3	87,2	4	118,9
52	0	0,0	4	119,6
1	5	146,8	3	90,5
2	3	89,8	1	30,1
3	3	91,2	1	30,2
4	1	30,7	3	91,4
5	3	91,9	1	30,8
6	4	123,7	2	61,7
7	2	63,3	1	30,9
8	2	69,5	2	62,1
9	5	190,5	3	92,3
10	1	41,6	1	30,6
11	1	46,2	3	90,4
12	-	-	2	59,4
13	-	-	4	116,4

Table 13. Weekly consultation rate for acute bronchiolitis, per 100,000, for season 2025-26 in Galicia, up to 15-03-2026, and for season 2024-25. Infants less than 2 months.

6.3. Infants less than 6 months

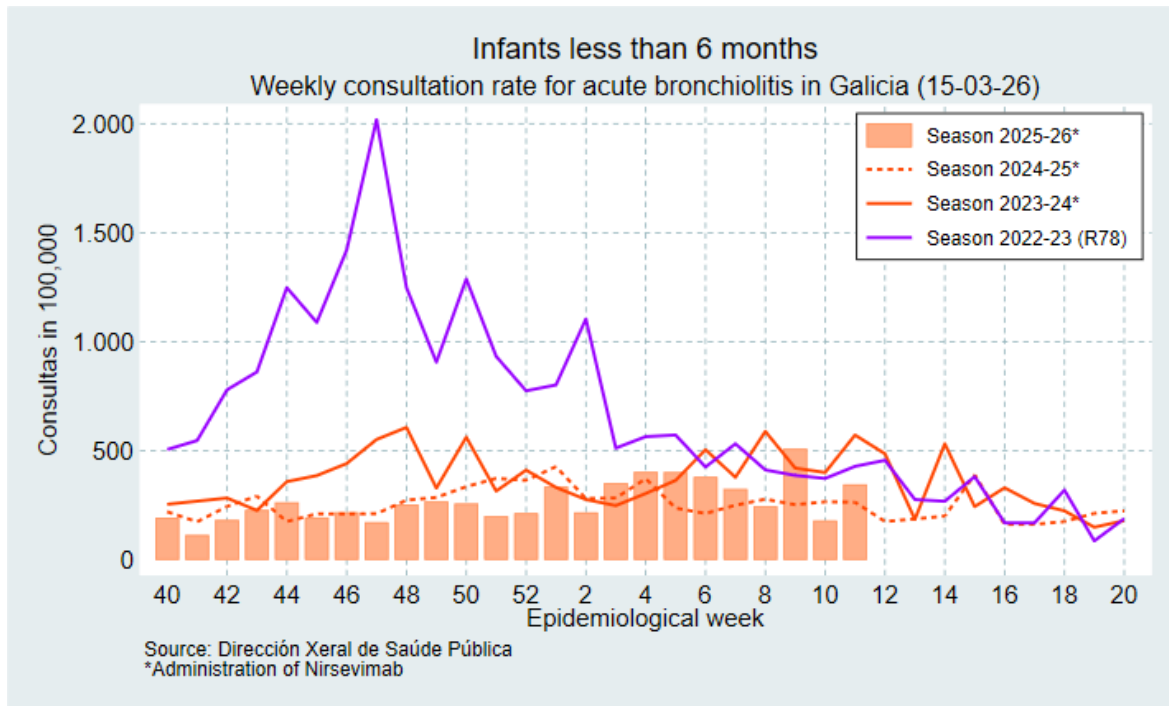


Figure 28. Weekly consultation rate for acute bronchiolitis in Galicia, by season, up to 15-03-2026. Infants less than 6 months.

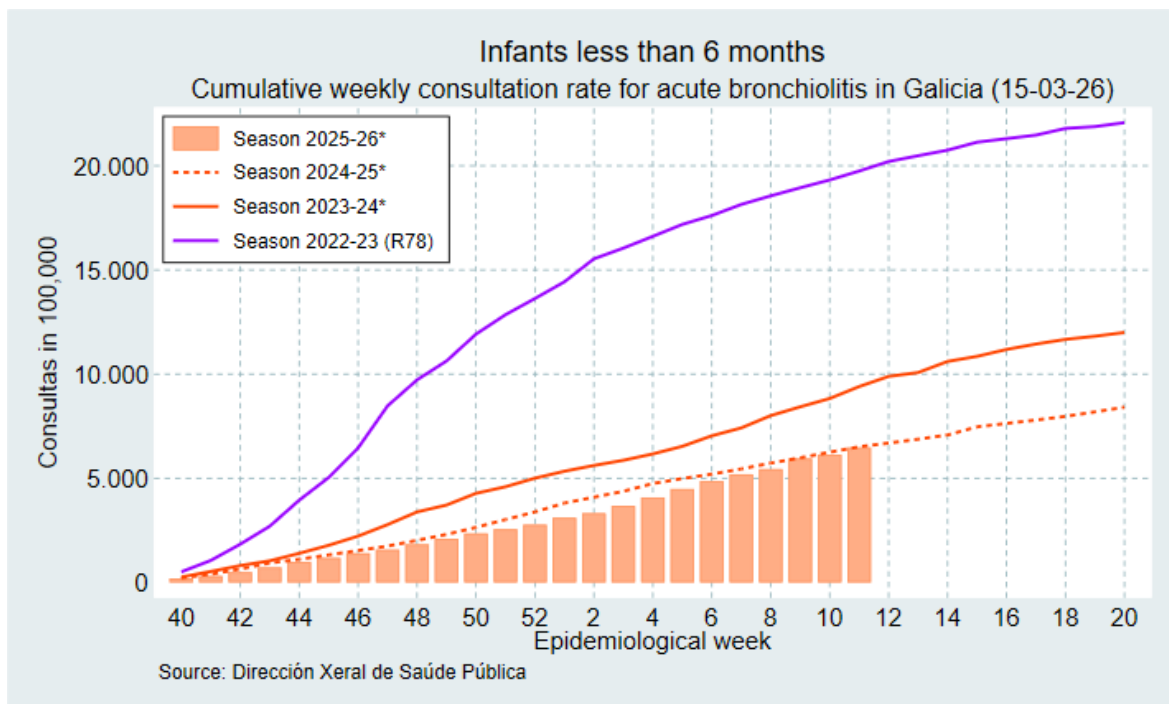


Figure 29. Cumulative weekly consultation rate for acute bronchiolitis in Galicia, by season, up to 15-03-2026. Infants less than 6 months.

Week	Season 2025-26		Season 2024-25	
	Number	Rate	Number	Rate
40	17	193,9	19	221,0
41	10	114,4	15	174,8
42	16	183,4	21	245,4
43	20	229,4	25	292,9
44	23	264,1	15	176,2
45	17	195,2	18	211,7
46	19	218,8	18	211,2
47	15	173,1	18	212,4
48	22	254,7	23	274,1
49	23	268,4	24	286,6
50	22	258,6	28	336,1
51	17	201,6	31	374,3
52	18	214,7	30	365,0
1	28	337,0	35	427,7
2	18	218,3	23	281,7
3	29	353,0	23	284,1
4	33	403,8	30	372,7
5	33	403,2	19	237,8
6	31	381,4	17	213,2
7	26	325,2	20	250,9
8	19	247,2	22	278,7
9	38	510,1	20	253,5
10	13	180,9	21	266,6
11	24	346,6	21	264,7
12	-	-	14	176,3
13	-	-	15	188,0

Table 14. Weekly consultation rate for acute bronchiolitis, per 100,000, for season 2025-26 in Galicia, up to 15-03-2026, and for season 2024-25. Infants less than 6 months.

6.4. Infants less than 2 years

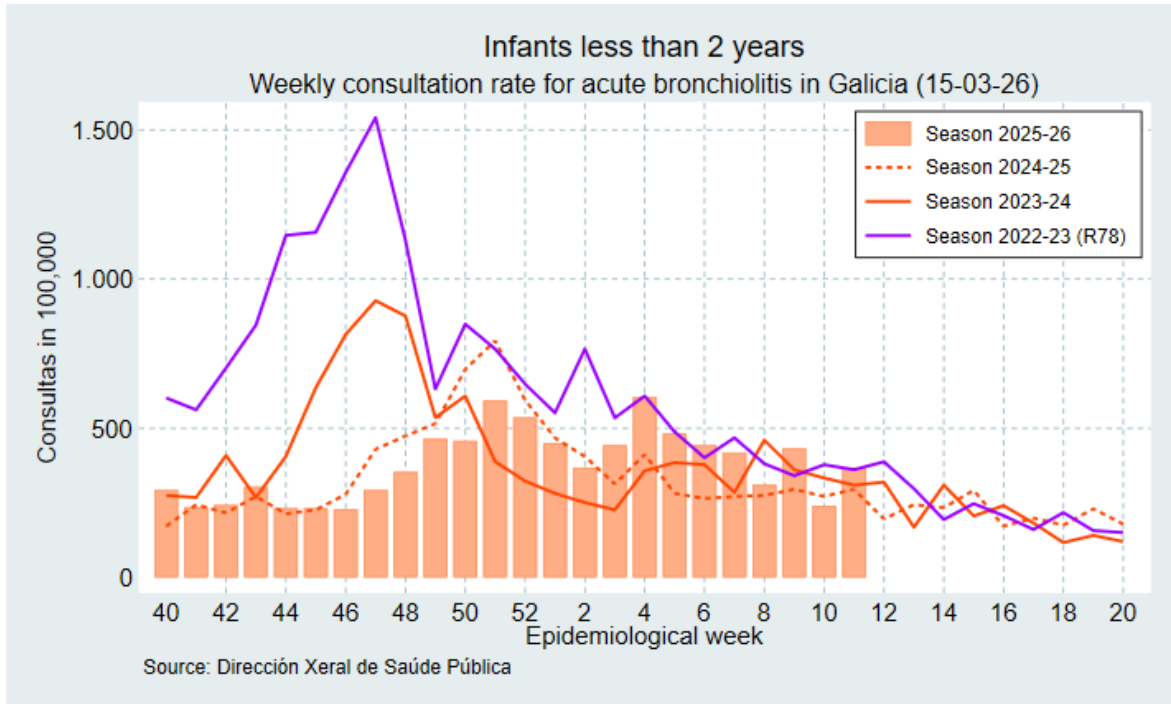


Figure 30. Weekly consultation rate for acute bronchiolitis in Galicia, by season, up to 15-03-2026. Infants less than 2 years.

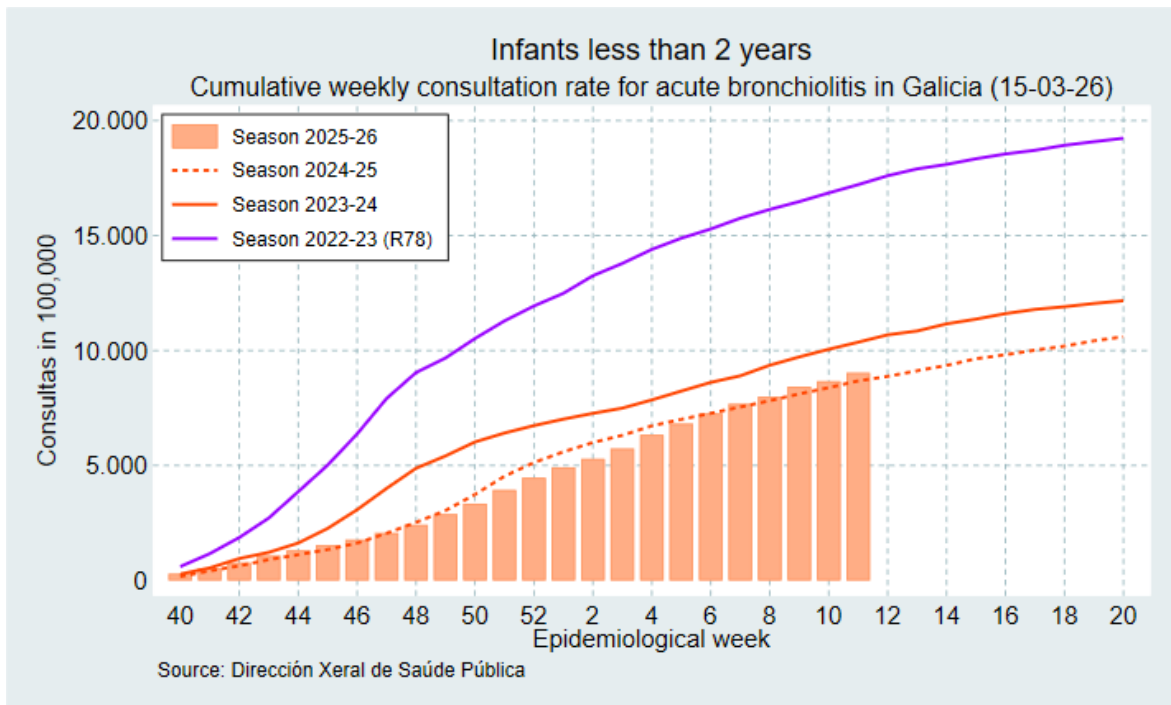


Figure 31. Cumulative weekly consultation rate for acute bronchiolitis in Galicia, by season, up to 15-03-2026. Infants less than 2 years.

Week	Season 2025-26		Season 2024-25	
	Number	Rate	Number	Rate
40	82	293,3	50	171,8
41	66	236,0	71	244,0
42	68	243,2	63	216,5
43	85	304,0	79	271,5
44	65	232,5	62	213,0
45	65	232,5	66	226,8
46	64	228,9	81	278,3
47	82	293,3	125	429,5
48	99	354,1	138	474,2
49	130	464,9	150	515,4
50	128	457,8	203	697,5
51	166	593,7	231	793,8
52	150	536,4	173	594,5
1	126	450,6	136	467,3
2	103	368,4	118	405,5
3	124	443,5	91	312,7
4	169	604,4	120	412,3
5	135	482,8	82	281,8
6	124	443,5	77	264,6
7	117	418,4	79	271,5
8	87	311,1	80	274,9
9	121	432,7	86	295,5
10	67	239,6	79	271,5
11	103	368,4	86	295,5
12	-	-	57	195,9
13	-	-	71	244,0

Table 15. Weekly consultation rate for acute bronchiolitis, per 100,000, for season 2025-26 in Galicia, up to 15-03-2026, and for season 2024-25. Infants less than 2 years.