



City of Corona Investment Portfolio Report Month Ending April 30, 2026

In accordance with the City Investment Policy, a monthly investment report shall be filed with the City Council which provides a clear picture of the status of the current investments. The report for the month ending April 30, 2026 has been prepared by Chandler Asset Management. We hereby certify that this report accurately reflects all pooled investments and is in compliance with the City's Investment Policy. Combined with anticipated revenues, the portfolio contains sufficient investment liquidity to meet budgeted expenditures for the next six months.

SUBMITTED BY:

Signed by:

Chad Willardson

AC0F988DE62B4FC...

Chad T. Willardson
City Treasurer

DocuSigned by:

Justin Tucker

5594398805D84F5...

Justin Tucker
Assistant City Manager

Signed by:

Bruce Foltz

E1FAAF8D24B499...

Bruce Foltz
Finance Director

REVIEWED BY:

Initial

EN

DocuSigned by:

Christine Thompson

C477487D2E83438...

Christine Thompson
Accounting Manager

Investment Summary

	City's Investment	Pension Trust	Total Investment
Beginning balance March 31, 2026	\$ 438,512,935	\$ 50,775,268	\$ 489,288,203
Acquisitions / Additions:			
Agency Notes	3,991,719		3,991,719
US Corporate Notes	6,190,496		6,190,496
LAIF	13,696,163		13,696,163
Money Market Fund	9,875,514	61,269	9,936,783
	\$ 33,753,892	61,269	\$ 33,815,161
Dispositions / Withdrawals:			
Agency Notes	1,453,750		1,453,750
US Corporate Notes	3,868,906		3,868,906
LAIF	36,000,000		36,000,000
Money Market Fund	7,165,885		7,165,885
Maturity/Call Redemption	6,390,000		6,390,000
	\$ 54,878,541		\$ 54,878,541
Gain/(Loss) on Dispositions	\$ (417,750)		\$ (417,750)
Ending balance April 30, 2026	\$ 416,970,537	\$ 50,836,536	\$ 467,807,073



MONTHLY ACCOUNT STATEMENT

City of Corona Cons Account | Account #10003 | As of April 30, 2026

CHANDLER ASSET MANAGEMENT | chandlerasset.com

Chandler Team:

For questions about your account, please call (800) 317-4747,
or contact clientservice@chandlerasset.com

Custodian:

PORTFOLIO SUMMARY



Portfolio Characteristics

Average Modified Duration	2.33
Average Coupon	3.94%
Average Purchase YTM	4.20%
Average Market YTM	4.07%
Average Credit Quality*	AA+
Average Final Maturity	2.74
Average Life	2.57

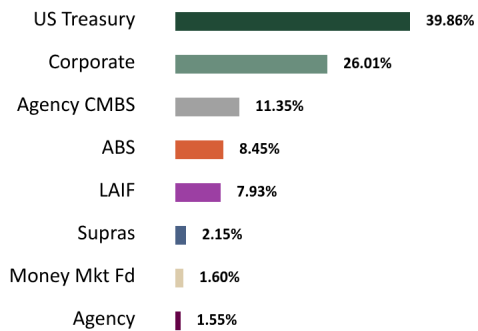
Account Summary

	End Values as of 03/31/2026	End Values as of 04/30/2026
Market Value	441,691,893.47	419,669,687.73
Accrued Interest	2,860,803.87	2,937,635.60
Total Market Value	444,552,697.35	422,607,323.33
Income Earned	1,740,937.84	1,852,183.09
Cont/WD	(11,100,000.00)	(22,900,000.00)
Par	442,898,076.96	421,632,743.20
Book Value	438,512,935.37	416,970,536.64
Cost Value	438,512,935.37	416,970,536.64

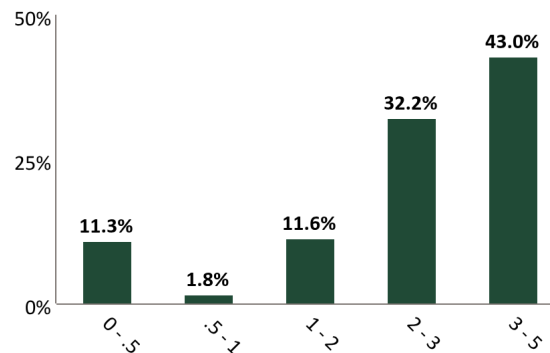
Top Issuers

United States	39.86%
Federal Home Loan Mortgage Corp	11.35%
LAIF	7.93%
International Bank for Recon and Dev	2.15%
Federated Hermes, Inc.	1.60%
American Express Credit Master Trust	1.55%
Guardian Life Global Funding	1.50%
The Home Depot, Inc.	1.43%

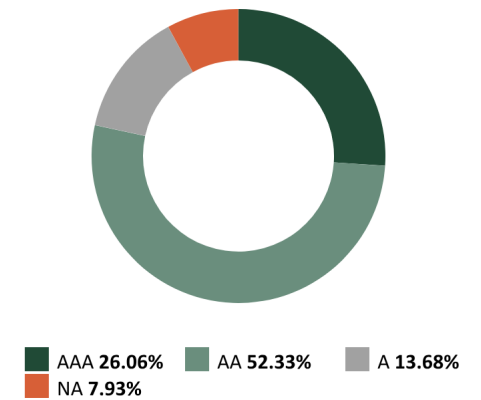
Sector Allocation



Maturity Distribution



Credit Quality*



*The average credit quality is a weighted average calculation of the highest of S&P, Moody's and Fitch.

STATEMENT OF COMPLIANCE



Rules Name	Limit	Actual	Compliance Status	Notes
AGENCY MORTGAGE SECURITIES				
Max % (MV)	100.0	11.3	Compliant	
Max Maturity (Years)	5.0	4.7	Compliant	
ASSET-BACKED SECURITIES (ABS)				
Max % (MV)	20.0	8.4	Compliant	
Max % Issuer (MV)	5.0	1.5	Compliant	
Max Maturity (Years)	5	3	Compliant	
Min Rating (AA- by 1)	0.0	0.0	Compliant	
BANKERS' ACCEPTANCES				
Max % (MV)	20.0	0.0	Compliant	
Max % Issuer (MV)	25.0	0.0	Compliant	
Max Maturity (Days)	180	0.0	Compliant	
Min Rating (A-1 by 1 or A- by 1)	0.0	0.0	Compliant	
COLLATERALIZED TIME DEPOSITS (NON-NEGOTIABLE CD/TD)				
Max % Issuer (MV)	5.0	0.0	Compliant	
COMMERCIAL PAPER				
Max % (MV)	40.0	0.0	Compliant	
Max % Issuer (MV)	5.0	0.0	Compliant	
Max Maturity (Days)	270	0.0	Compliant	
Min Rating (A-1 by 1 or A- by 1)	0.0	0.0	Compliant	
CORPORATE MEDIUM TERM NOTES				
Max % (MV)	30.0	26.0	Compliant	
Max % Issuer (MV)	5.0	1.5	Compliant	
Max Maturity (Years)	5	4	Compliant	
Min Rating (A- by 1)	0.0	0.0	Compliant	
FEDERAL AGENCIES				
Max % (MV)	100.0	1.6	Compliant	
Max Callables (MV)	20.0	0.0	Compliant	
Max Maturity (Years)	5	2	Compliant	
LOCAL AGENCY INVESTMENT FUND (LAIF)				
Max Concentration (MV)	75.0	33.3	Compliant	
MONEY MARKET MUTUAL FUNDS				
Max % (MV)	20.0	1.6	Compliant	

STATEMENT OF COMPLIANCE



Rules Name	Limit	Actual	Compliance Status	Notes
Max % Issuer (MV)	20.0	1.6	Compliant	
Min Rating (AAA by 2)	0.0	0.0	Compliant	
MORTGAGE-BACKED SECURITIES (NON-AGENCY)				
Max % (MV)	20.0	0.0	Compliant	
Max % Issuer (MV)	5.0	0.0	Compliant	
Max Maturity (Years)	5.0	0.0	Compliant	
Min Rating (AA by 1)	0.0	0.0	Compliant	
MUNICIPAL SECURITIES (CA, LOCAL AGENCY)				
Max % (MV)	25.0	1.1	Compliant	
Max % Issuer (MV)	5.0	1.1	Compliant	
Max Maturity (Years)	5	3	Compliant	
Min Rating (A- by 1)	0.0	0.0	Compliant	
MUNICIPAL SECURITIES (CA, OTHER STATES)				
Max % (MV)	25.0	0.0	Compliant	
Max % Issuer (MV)	5.0	0.0	Compliant	
Max Maturity (Years)	5	0.0	Compliant	
Min Rating (A- by 1)	0.0	0.0	Compliant	
MUTUAL FUNDS				
Max % (MV)	10.0	0.0	Compliant	
Min Rating (AAA by 2)	0.0	0.0	Compliant	
NEGOTIABLE CERTIFICATES OF DEPOSIT (NCD)				
Max % (MV)	20.0	0.0	Compliant	
Max % Issuer (MV)	5.0	0.0	Compliant	
Max Maturity (Years)	3	0.0	Compliant	
Min Rating (A-1 by 1 or A- by 1 if > FDIC Limit)	0.0	0.0	Compliant	
REPURCHASE AGREEMENTS				
Max % (MV)	10.0	0.0	Compliant	
Max % Issuer (MV)	5.0	0.0	Compliant	
Max Maturity (Days)	14.0	0.0	Compliant	
SUPRANATIONAL OBLIGATIONS				
Max % (MV)	30.0	2.1	Compliant	
Max % Issuer (MV)	10.0	2.1	Compliant	
Max Maturity (Years)	5	3	Compliant	
Min Rating (AA- by 1)	0.0	0.0	Compliant	

STATEMENT OF COMPLIANCE



Rules Name	Limit	Actual	Compliance Status	Notes
U.S. TREASURIES				
Max % (MV)	100.0	39.9	Compliant	
Max Maturity (Years)	5	4	Compliant	

RECONCILIATION SUMMARY



Maturities / Calls

Month to Date	(6,390,000.00)
Fiscal Year to Date	(17,090,000.00)

Principal Paydowns

Month to Date	(1,613,855.23)
Fiscal Year to Date	(9,021,652.64)

Purchases

Month to Date	33,753,891.95
Fiscal Year to Date	409,638,202.65

Sales

Month to Date	(46,874,685.36)
Fiscal Year to Date	(430,688,446.41)

Interest Received

Month to Date	1,781,998.53
Fiscal Year to Date	13,684,659.76

Purchased / Sold Interest

Month to Date	(6,647.17)
Fiscal Year to Date	353,443.84

Accrual Activity Summary

	Month to Date	Fiscal Year to Date (07/01/2025)
Beginning Book Value	438,512,935.37	463,097,630.34
Maturities/Calls	(6,390,000.00)	(17,090,000.00)
Principal Paydowns	(1,613,855.23)	(9,021,652.64)
Purchases	33,753,891.95	409,638,202.65
Sales	(46,874,685.36)	(430,688,446.41)
Change in Cash, Payables, Receivables	(425,270.62)	(163,254.75)
Amortization/Accretion	0.00	0.00
Realized Gain (Loss)	7,520.52	1,198,057.44
Ending Book Value	416,970,536.64	416,970,536.64

Fair Market Activity Summary

	Month to Date	Fiscal Year to Date (07/01/2025)
Beginning Market Value	441,691,893.47	467,745,815.94
Maturities/Calls	(6,390,000.00)	(17,090,000.00)
Principal Paydowns	(1,613,855.23)	(9,021,652.64)
Purchases	33,753,891.95	409,638,202.65
Sales	(46,874,685.36)	(430,688,446.41)
Change in Cash, Payables, Receivables	(425,270.62)	(163,254.75)
Amortization/Accretion	0.00	0.00
Change in Net Unrealized Gain (Loss)	(479,807.00)	(1,949,034.50)
Realized Gain (Loss)	7,520.52	1,198,057.44
Ending Market Value	419,669,687.73	419,669,687.73

HOLDINGS REPORT



Cusip	Security Description	Par Value/ Units	Purchase Date Purchase Yield	Cost Value Book Value	Mkt Price Mkt YTM	Market Value Accrued Int.	% of Port. Gain/Loss	Moody's/ S&P/ Fitch	Maturity Duration
ABS									
05611UAD5	BMWLT 2024-1 A3 4.98 03/25/2027	167,065.96	03/25/2024 5.01%	166,915.87 166,915.87	100.09 3.70%	167,210.98 138.66	0.04% 295.11	Aaa/AAA NA	0.90 0.07
44934FAD7	HALST 2024-B A3 5.41 05/17/2027	772,409.47	05/14/2024 5.41%	772,388.00 772,388.00	100.23 3.94%	774,210.73 1,857.22	0.18% 1,822.73	NA/AAA AAA	1.05 0.15
36269WAD1	GMALT 2024-2 A3 5.39 07/20/2027	574,258.96	05/07/2024 5.39%	574,225.59 574,225.59	100.24 3.69%	575,642.35 945.77	0.14% 1,416.75	NA/AAA AAA	1.22 0.14
47800CAC0	JDOT 2023 A3 5.01 11/15/2027	427,162.94	02/22/2023 5.01%	427,085.11 427,085.11	100.23 4.24%	428,156.94 951.15	0.10% 1,071.84	Aaa/NA AAA	1.54 0.28
58770JAD6	MBALT 2024-A A3 5.32 01/18/2028	924,478.71	05/17/2024 5.32%	924,370.55 924,370.55	100.54 3.78%	929,429.29 2,185.88	0.22% 5,058.74	Aaa/NA AAA	1.72 0.34
44935WAD9	HALST 2025-A A3 4.83 01/18/2028	2,090,000.00	01/14/2025 4.83%	2,089,843.46 2,089,843.46	100.52 4.13%	2,100,903.53 4,486.53	0.50% 11,060.07	NA/AAA AAA	1.72 0.69
437918AC9	HAROT 2024-1 A3 5.21 08/15/2028	2,039,285.57	02/13/2024 5.21%	2,039,196.86 2,039,196.86	100.59 4.06%	2,051,364.26 4,722.08	0.49% 12,167.40	Aaa/AAA NA	2.29 0.49
161571HT4	CHAIT 2023-1 A 5.16 09/15/2028	3,645,000.00	09/07/2023 5.23%	3,643,989.61 3,643,989.61	100.45 3.98%	3,661,333.25 8,359.20	0.87% 17,343.64	NA/AAA AAA	2.38 0.36
05522RDH8	BACCT 2023-2 A 4.98 11/16/2026	2,000,000.00	03/25/2024 4.85%	2,006,484.38 2,006,484.38	100.55 3.97%	2,011,092.00 4,426.67	0.48% 4,607.62	Aaa/NA AAA	0.55 0.52
437930AC4	HAROT 2024-2 A3 5.27 11/20/2028	1,033,329.24	05/14/2024 5.27%	1,033,203.69 1,033,203.69	100.79 3.98%	1,041,443.97 1,966.48	0.25% 8,240.28	NA/AAA AAA	2.56 0.58
36268GAD7	GMCAR 2024-1 A3 4.85 12/18/2028	1,191,081.84	03/25/2024 4.90%	1,188,615.92 1,188,615.92	100.40 4.07%	1,195,810.43 2,406.98	0.28% 7,194.51	Aaa/NA AAA	2.64 0.48
448973AD9	HART 2024-A A3 4.99 02/15/2029	1,513,711.25	03/26/2024 4.98%	1,514,302.55 1,514,302.55	100.60 4.01%	1,522,843.47 3,357.08	0.36% 8,540.93	NA/AAA AAA	2.80 0.58
096919AD7	BMWOT 2024-A A3 5.18 02/26/2029	1,359,521.39	06/04/2024 5.18%	1,359,314.88 1,359,314.88	100.79 3.88%	1,370,194.99 1,173.72	0.33% 10,880.11	Aaa/AAA NA	2.83 0.58
47786WAD2	JDOT 2024-B A3 5.2 03/15/2029	1,938,462.72	06/11/2024 5.20%	1,938,083.76 1,938,083.76	100.90 4.11%	1,956,000.00 4,480.00	0.47% 17,916.24	Aaa/NA AAA	2.87 0.78
02582JKH2	AMXCA 2024-1 A 5.23 04/16/2029	3,070,000.00	04/16/2024 5.23%	3,069,370.65 3,069,370.65	101.20 3.99%	3,106,723.34 7,136.04	0.74% 37,352.69	NA/AAA AAA	2.96 0.91
05522RDJ4	BACCT 2024-1 A 4.93 05/15/2029	2,095,000.00	06/06/2024 4.93%	2,094,882.47 2,094,882.47	100.97 4.01%	2,115,248.18 4,590.38	0.50% 20,365.71	Aaa/AAA NA	3.04 0.99
47800DAD6	JDOT 2025 A3 4.23 09/17/2029	2,080,000.00	03/04/2025 4.23%	2,079,869.17 2,079,869.17	100.20 4.14%	2,084,112.16 3,910.40	0.50% 4,242.99	Aaa/NA AAA	3.38 1.56

HOLDINGS REPORT



Cusip	Security Description	Par Value/ Units	Purchase Date Purchase Yield	Cost Value Book Value	Mkt Price Mkt YTM	Market Value Accrued Int.	% of Port. Gain/Loss	Moody's/ S&P/ Fitch	Maturity Duration
92970QAE5	WFCIT 2024-2 A 4.29 10/15/2029	2,330,000.00	10/17/2024 4.29%	2,329,653.76 2,329,653.76	100.34 4.08%	2,337,987.24 4,442.53	0.56% 8,333.48	Aaa/AAA NA	3.46 1.38
44935CAD3	HART 2025-A A3 4.32 10/15/2029	2,625,000.00	03/04/2025 4.32%	2,624,612.81 2,624,612.81	100.31 4.07%	2,633,263.50 5,040.00	0.63% 8,650.69	NA/AAA AAA	3.46 1.10
02582JKP4	AMXCA 2025-2 A 4.28 04/15/2030	3,380,000.00	05/06/2025 4.28%	3,379,938.82 3,379,938.82	100.26 4.17%	3,388,923.20 6,429.51	0.81% 8,984.38	NA/AAA AAA	3.96 1.84
Total ABS		35,255,768.05	4.87%	35,256,347.90	100.56 4.03%	35,451,893.81 73,006.29	8.45% 195,545.90		2.68 0.86

AGENCY									
880591EZ1	TENNESSEE VALLEY AUTHORITY 3.875 03/15/2028	3,500,000.00	05/04/2023 3.56%	3,548,755.00 3,548,755.00	100.01 3.87%	3,500,486.50 17,329.86	0.83% (48,268.50)	Aa1/AA+ AA+	1.88 1.78
3130AWN63	FEDERAL HOME LOAN BANKS 4.0 06/30/2028	3,000,000.00	08/21/2023 4.53%	2,931,360.00 2,931,360.00	100.21 3.90%	3,006,264.00 40,333.33	0.72% 74,904.00	Aa1/AA+ AA+	2.17 2.03
Total Agency		6,500,000.00	4.01%	6,480,115.00	100.10 3.88%	6,506,750.50 57,663.19	1.55% 26,635.50		2.01 1.90

AGENCY CMBS									
3137BSP72	FHMS K-058 A2 2.653 08/25/2026	1,500,000.00	11/12/2021 1.37%	1,586,425.78 1,586,425.78	99.48 3.95%	1,492,173.00 3,316.25	0.36% (94,252.78)	Aa1/AA+ AAA	0.32 0.27
3137BSRE5	FHMS K-059 A2 3.12 09/25/2026	2,586,410.28	02/18/2022 1.98%	2,697,140.97 2,697,140.97	99.50 3.91%	2,573,602.38 6,724.67	0.61% (123,538.59)	Aa1/AAA AAA	0.41 0.37
3137F4D41	FHMS K-074 A2 3.6 01/25/2028	2,974,457.94	03/16/2023 4.93%	2,886,269.91 2,886,269.91	99.05 4.07%	2,946,337.41 8,923.37	0.70% 60,067.50	Aa1/AA+ AAA	1.74 1.60
3137FG6X8	FHMS K-077 A2 3.85 05/25/2028	5,320,000.00	-- 4.60%	5,229,125.01 5,229,125.01	99.24 4.15%	5,279,557.36 17,068.33	1.26% 50,432.35	Aa1/AA+ AAA	2.07 1.87
3137FGR31	FHMS K-078 A2 3.854 06/25/2028	1,997,000.00	06/22/2023 4.42%	1,951,677.46 1,951,677.46	99.23 4.16%	1,981,623.10 6,413.70	0.47% 29,945.64	Aa1/AA+ AAA	2.15 1.90
3137FJEH8	FHMS K-081 A2 3.9 08/25/2028	3,148,000.00	09/05/2023 4.88%	3,015,685.63 3,015,685.63	99.29 4.14%	3,125,620.87 10,231.00	0.74% 109,935.24	Aa1/AA+ AAA	2.32 2.14
3137FJKE8	FHMS K-082 A2 3.92 09/25/2028	2,500,000.00	11/28/2023 4.75%	2,411,328.13 2,411,328.13	99.30 4.15%	2,482,547.50 8,166.67	0.59% 71,219.37	Aa1/AA+ AAA	2.41 2.18
3137H4BY5	FHMS K-746 A2 2.031 09/25/2028	5,000,000.00	03/21/2024 4.56%	4,480,468.75 4,480,468.75	95.15 4.18%	4,757,345.00 8,462.50	1.13% 276,876.25	Aa1/AA+ AAA	2.41 2.25
3137H5YC5	FHMS K-748 A2 2.26 01/25/2029	8,000,000.00	-- 4.64%	7,168,164.07 7,168,164.07	95.13 4.18%	7,610,472.00 15,066.67	1.81% 442,307.93	Aa1/AA+ AAA	2.74 2.52

HOLDINGS REPORT



Cusip	Security Description	Par Value/ Units	Purchase Date Purchase Yield	Cost Value Book Value	Mkt Price Mkt YTM	Market Value Accrued Int.	% of Port. Gain/Loss	Moody's/ S&P/ Fitch	Maturity Duration
3137FLMV3	FHMS K-090 A2 3.422 02/25/2029	4,950,000.00	05/30/2024 4.87%	4,637,144.53 4,637,144.53	97.98 4.15%	4,850,178.30 14,115.75	1.16% 213,033.77	Aa1/AAA AA+	2.82 2.58
3137FLYV0	FHMS K-092 A2 3.298 04/25/2029	3,000,000.00	04/19/2024 4.94%	2,775,468.75 2,775,468.75	97.47 4.18%	2,924,007.00 8,245.00	0.70% 148,538.25	Aa1/AA+ AAA	2.99 2.72
3137F83Q4	FHMS K-121 A2 1.547 10/25/2030	5,000,000.00	01/07/2026 3.93%	4,475,000.00 4,475,000.00	89.01 4.27%	4,450,520.00 6,445.83	1.06% (24,480.00)	Aa1/AA+ AAA	4.49 4.22
3137F9Z79	FHMS K-125 A2 1.846 01/25/2031	3,500,000.00	04/20/2026 4.02%	3,166,406.25 3,166,406.25	89.75 4.28%	3,141,222.00 5,384.17	0.75% (25,184.25)	Aa1/AA+ AAA	4.74 4.38
Total Agency CMBS		49,475,868.22	4.35%	46,480,305.24	96.37 4.16%	47,615,205.92 118,563.91	11.35% 1,134,900.68		2.62 2.41
CASH									
CCYUSD	Receivable	10,935.37	--	10,935.37 10,935.37	1.00	10,935.37 0.00	0.00% 0.00	Aaa/AAA AAA	0.00 0.00
CCYUSD	Receivable	156,767.62	--	156,767.62 156,767.62	1.00	156,767.62 0.00	0.04% 0.00	Aaa/AAA AAA	0.00 0.00
Total Cash		167,702.99		167,702.99	1.00	167,702.99 0.00	0.04% 0.00		0.00 0.00
CORPORATE									
59217GER6	METROPOLITAN LIFE GLOBAL FUNDING I 1.875 01/11/2027	2,485,000.00	01/03/2022 1.90%	2,482,167.10 2,482,167.10	98.48 4.12%	2,447,138.54 14,236.98	0.58% (35,028.56)	Aa3/AA- AA-	0.70 0.68
79466LAQ7	SALESFORCE INC 4.5 03/15/2028	2,530,000.00	03/12/2026 4.37%	2,536,135.25 2,536,135.25	100.09 4.44%	2,532,375.67 15,180.00	0.60% (3,759.58)	A2/A+ NA	1.88 1.69
26442CAX2	DUKE ENERGY CAROLINAS LLC 3.95 11/15/2028	3,280,000.00	12/06/2023 4.81%	3,156,836.00 3,156,836.00	99.20 4.29%	3,253,710.80 59,741.56	0.78% 96,874.80	Aa3/A NA	2.54 2.35
66815L2Q1	NORTHWESTERN MUTUAL GLOBAL FUNDING 4.71 01/10/2029	2,400,000.00	-- 4.67%	2,404,556.16 2,404,556.16	100.93 4.34%	2,422,384.80 34,854.00	0.58% 17,828.64	Aa1/AA+ AAA	2.70 2.47
57629W5B2	MASSMUTUAL GLOBAL FUNDING II 4.85 01/17/2029	2,140,000.00	01/09/2024 4.85%	2,139,721.80 2,139,721.80	101.12 4.41%	2,163,920.92 29,983.78	0.52% 24,199.12	Aa3/AA+ AA+	2.72 2.49
46647PAM8	JPMORGAN CHASE & CO 3.509 01/23/2029	2,500,000.00	01/18/2024 5.07%	2,360,725.00 2,360,725.00	98.52 4.58%	2,463,110.00 23,880.69	0.59% 102,385.00	A1/A AA-	2.73 1.64
61747YFA8	MORGAN STANLEY 5.123 02/01/2029	2,650,000.00	02/13/2024 5.31%	2,632,165.50 2,632,165.50	101.03 4.81%	2,677,170.45 33,939.88	0.64% 45,004.95	A1/A- A+	2.76 1.64

HOLDINGS REPORT



Cusip	Security Description	Par Value/ Units	Purchase Date Purchase Yield	Cost Value Book Value	Mkt Price Mkt YTM	Market Value Accrued Int.	% of Port. Gain/Loss	Moody's/ S&P/ Fitch	Maturity Duration
63743HFN7	NATIONAL RURAL UTILITIES COOPERATIVE FINANCE CORP 4.85 02/07/2029	2,500,000.00	03/19/2024 5.02%	2,481,775.00 2,481,775.00	101.13 4.41%	2,528,175.00 28,291.67	0.60% 46,400.00	A2/A- A	2.77 2.47
17275RBR2	CISCO SYSTEMS INC 4.85 02/26/2029	1,960,000.00	02/21/2024 4.86%	1,959,314.00 1,959,314.00	101.65 4.22%	1,992,349.80 17,163.61	0.47% 33,035.80	A1/AA- NA	2.83 2.52
14913UAJ9	CATERPILLAR FINANCIAL SERVICES CORP 4.85 02/27/2029	2,500,000.00	03/19/2024 4.81%	2,504,150.00 2,504,150.00	101.70 4.20%	2,542,482.50 21,555.56	0.61% 38,332.50	A1/A A+	2.83 2.60
26442UAH7	DUKE ENERGY PROGRESS LLC 3.45 03/15/2029	1,500,000.00	05/10/2024 5.07%	1,396,687.88 1,396,687.88	97.76 4.29%	1,466,407.50 6,612.50	0.35% 69,719.62	Aa3/A NA	2.87 2.69
89115A2Y7	TORONTO-DOMINION BANK 4.994 04/05/2029	2,330,000.00	03/26/2024 4.99%	2,330,000.00 2,330,000.00	101.54 4.43%	2,365,835.40 8,403.79	0.56% 35,835.40	A2/A- AA-	2.93 2.69
58989V2H6	MET TOWER GLOBAL FUNDING 5.25 04/12/2029	2,000,000.00	05/24/2024 5.27%	1,998,260.00 1,998,260.00	102.10 4.48%	2,042,024.00 5,541.67	0.49% 43,764.00	Aa3/AA- AA-	2.95 2.70
74460DAD1	PUBLIC STORAGE OPERATING CO 3.385 05/01/2029	3,000,000.00	-- 5.21%	2,762,330.00 2,762,330.00	97.52 4.27%	2,925,618.00 50,775.00	0.70% 163,288.00	A2/A NA	3.00 2.82
57629W4T4	MASSMUTUAL GLOBAL FUNDING II 5.15 05/30/2029	1,850,000.00	05/22/2024 5.17%	1,848,464.50 1,848,464.50	101.83 4.51%	1,883,845.75 39,962.57	0.45% 35,381.25	Aa3/AA+ AA+	3.08 2.77
437076DC3	HOME DEPOT INC 4.75 06/25/2029	3,000,000.00	06/20/2024 4.84%	2,987,610.00 2,987,610.00	101.55 4.22%	3,046,452.00 49,875.00	0.73% 58,842.00	A2/A A	3.15 2.79
171239AL0	CHUBB INA HOLDINGS LLC 4.65 08/15/2029	3,700,000.00	-- 4.51%	3,722,196.12 3,722,196.12	100.90 4.35%	3,733,388.80 36,321.67	0.89% 11,192.68	A2/A A	3.29 2.92
30303M8S4	META PLATFORMS INC 4.3 08/15/2029	2,280,000.00	08/12/2024 4.33%	2,276,460.36 2,276,460.36	100.13 4.25%	2,283,039.24 20,697.33	0.54% 6,578.88	Aa3/AA- NA	3.29 2.94
40139LBJ1	GUARDIAN LIFE GLOBAL FUNDING 4.179 09/26/2029	3,050,000.00	09/23/2024 4.18%	3,050,000.00 3,050,000.00	99.12 4.46%	3,023,166.10 12,391.90	0.72% (26,833.90)	Aa1/AA+ NA	3.41 3.12
61748UAK8	MORGAN STANLEY 4.133 10/18/2029	2,900,000.00	10/17/2025 4.25%	2,900,364.00 2,900,364.00	98.97 4.58%	2,870,037.20 4,328.17	0.68% (30,326.80)	A1/A- A+	3.47 2.31
38141GD27	GOLDMAN SACHS GROUP INC 4.153 10/21/2029	3,115,000.00	-- 4.29%	3,115,396.00 3,115,396.00	98.95 4.58%	3,082,426.45 3,593.50	0.73% (32,969.56)	A2/BBB+ A	3.48 2.32
64952WFK4	NEW YORK LIFE GLOBAL FUNDING 4.6 12/05/2029	3,445,000.00	12/02/2024 4.61%	3,443,036.35 3,443,036.35	100.60 4.42%	3,465,680.34 64,268.39	0.83% 22,643.99	Aa1/AA+ AAA	3.60 3.22
89236TNA9	TOYOTA MOTOR CREDIT CORP 4.95 01/09/2030	3,655,000.00	01/06/2025 5.00%	3,647,178.30 3,647,178.30	101.77 4.42%	3,719,722.74 56,287.00	0.89% 72,544.44	A1/A+ A+	3.70 3.30
95000U4D2	WELLS FARGO & CO 4.182 01/23/2030	2,470,000.00	01/15/2026 4.24%	2,470,000.00 2,470,000.00	99.12 4.49%	2,448,152.85 28,119.30	0.58% (21,847.15)	A1/BBB+ A+	3.73 2.52

HOLDINGS REPORT



Cusip	Security Description	Par Value/ Units	Purchase Date Purchase Yield	Cost Value Book Value	Mkt Price Mkt YTM	Market Value Accrued Int.	% of Port. Gain/Loss	Moody's/ S&P/ Fitch	Maturity Duration
02665WFY2	AMERICAN HONDA FINANCE CORP 4.8 03/05/2030	2,000,000.00	03/07/2025 4.90%	1,990,800.00 1,990,800.00	100.10 4.77%	2,001,928.00 14,933.33	0.48% 11,128.00	A3/BBB+ A-	3.85 3.45
69371RT71	PACCAR FINANCIAL CORP 4.55 05/08/2030	4,000,000.00	05/29/2025 4.51%	4,006,560.00 4,006,560.00	100.83 4.32%	4,033,284.00 87,461.11	0.96% 26,724.00	A1/A+ NA	4.02 3.56
74153WCW7	PRICOA GLOBAL FUNDING I 4.7 05/28/2030	3,250,000.00	05/21/2025 4.74%	3,244,702.50 3,244,702.50	100.45 4.58%	3,264,595.75 64,918.75	0.78% 19,893.25	Aa3/AA- AA-	4.08 3.60
828807DK0	SIMON PROPERTY GROUP LP 2.65 07/15/2030	4,500,000.00	08/19/2025 4.32%	4,170,105.00 4,170,105.00	93.00 4.49%	4,184,977.50 35,112.50	1.00% 14,872.50	A3/A NA	4.21 3.88
437076DJ8	HOME DEPOT INC 3.95 09/15/2030	3,000,000.00	09/09/2025 4.02%	2,990,700.00 2,990,700.00	98.74 4.27%	2,962,296.00 15,141.67	0.71% (28,404.00)	A2/A A	4.38 3.95
40139LBN2	GUARDIAN LIFE GLOBAL FUNDING 4.327 10/06/2030	3,300,000.00	09/30/2025 4.33%	3,300,000.00 3,300,000.00	99.06 4.56%	3,268,956.90 9,916.04	0.78% (31,043.10)	Aa1/AA+ NA	4.44 3.97
24422EYF0	JOHN DEERE CAPITAL CORP 4.375 10/15/2030	3,000,000.00	11/04/2025 4.22%	3,020,760.00 3,020,760.00	99.84 4.41%	2,995,287.00 5,833.33	0.71% (25,473.00)	A1/A A+	4.46 4.00
141781CF9	CARGILL INC 4.125 10/23/2030	2,160,000.00	10/20/2025 4.14%	2,158,371.65 2,158,371.65	98.47 4.51%	2,126,872.08 1,980.00	0.51% (31,499.57)	A2/A NA	4.48 4.04
63743HGC0	NATIONAL RURAL UTILITIES COOPERATIVE FINANCE CORP 4.3 12/10/2030	2,000,000.00	01/08/2026 4.25%	2,003,980.00 2,003,980.00	99.05 4.53%	1,981,082.00 33,683.33	0.47% (22,898.00)	A2/NA A	4.61 4.07
64952WFR9	NEW YORK LIFE GLOBAL FUNDING 4.25 01/09/2031	2,045,000.00	01/05/2026 4.29%	2,041,728.00 2,041,728.00	98.61 4.58%	2,016,533.60 27,039.44	0.48% (25,194.40)	Aa1/AA+ AAA	4.70 4.15
59217GFU8	METROPOLITAN LIFE GLOBAL FUNDING I 4.35 01/12/2031	2,000,000.00	01/07/2026 4.31%	2,003,920.00 2,003,920.00	98.80 4.64%	1,975,982.00 26,341.67	0.47% (27,938.00)	Aa3/AA- AA-	4.70 4.14
66815LZ21	NORTHWESTERN MUTUAL GLOBAL FUNDING 4.3 01/13/2031	2,535,000.00	01/06/2026 4.30%	2,534,771.85 2,534,771.85	98.77 4.59%	2,503,887.95 32,701.50	0.60% (30,883.91)	Aa1/AA+ AAA	4.71 4.15
74340XCQ2	PROLOGIS LP 4.75 01/15/2031	2,000,000.00	01/14/2026 4.22%	2,046,500.00 2,046,500.00	101.03 4.50%	2,020,648.00 27,972.22	0.48% (25,852.00)	A2/A NA	4.71 4.06
6944PL3M9	PACIFIC LIFE GLOBAL FUNDING II 4.375 02/03/2031	2,000,000.00	01/29/2026 4.34%	2,002,760.00 2,002,760.00	99.16 4.57%	1,983,212.00 21,388.89	0.47% (19,548.00)	Aa3/AA- AA-	4.76 4.20
92826CAZ5	VISA INC 4.1 02/12/2031	2,510,000.00	02/03/2026 4.13%	2,506,636.60 2,506,636.60	99.72 4.16%	2,502,924.31 22,583.03	0.60% (3,712.29)	Aa3/AA- NA	4.79 4.26
02079KBK2	ALPHABET INC 4.1 02/15/2031	3,000,000.00	02/12/2026 4.10%	3,000,174.63 3,000,174.63	98.83 4.37%	2,964,798.00 26,650.00	0.71% (35,376.63)	Aa2/AA+ NA	4.80 4.26
743315BC6	PROGRESSIVE CORP 4.6 03/26/2031	3,000,000.00	04/13/2026 4.41%	3,024,090.00 3,024,090.00	100.35 4.52%	3,010,548.00 13,416.67	0.72% (13,542.00)	A2/A A	4.90 4.26

HOLDINGS REPORT



Cusip	Security Description	Par Value/ Units	Purchase Date Purchase Yield	Cost Value Book Value	Mkt Price Mkt YTM	Market Value Accrued Int.	% of Port. Gain/Loss	Moody's/ S&P/ Fitch	Maturity Duration
Total Corporate		109,540,000.00	4.51%	108,652,089.55	4.43%	109,176,427.93 1,133,078.99	26.01% 524,338.38		3.60 3.13
LAIF									
90LAIF\$00	Local Agency Investment Fund State Pool	33,286,334.24	-- 3.81%	33,286,334.24 33,286,334.24	1.00 3.81%	33,286,334.24 0.00	7.93% 0.00	NA/NA NA	0.00 0.00
Total LAIF		33,286,334.24	3.81%	33,286,334.24	3.81%	33,286,334.24 0.00	7.93% 0.00		0.00 0.00
MONEY MARKET FUND									
60934N807	FEDERATED HRMS GV O SVC	6,712,069.70	-- 3.30%	6,712,069.70 6,712,069.70	1.00 3.30%	6,712,069.70 0.00	1.60% 0.00	Aaa/ AAAm AAA	0.00 0.00
Total Money Market Fund		6,712,069.70	3.30%	6,712,069.70	3.30%	6,712,069.70 0.00	1.60% 0.00		0.00 0.00
MUNICIPAL BONDS									
13063EGT7	CALIFORNIA STATE 4.5 08/01/2029	4,395,000.00	10/30/2024 4.38%	4,418,161.65 4,418,161.65	101.31 4.06%	4,452,583.29 49,443.75	1.06% 34,421.64	Aa2/AA- AA	3.25 2.97
Total Municipal Bonds		4,395,000.00	4.38%	4,418,161.65	4.06%	4,452,583.29 49,443.75	1.06% 34,421.64		3.25 2.97
SUPRANATIONAL									
459058LN1	INTERNATIONAL BANK FOR RECONSTRUCTION AND DEVELOPM 3.875 10/16/2029	4,500,000.00	12/12/2024 4.25%	4,426,740.00 4,426,740.00	99.69 3.97%	4,485,919.50 7,245.00	1.07% 59,179.50	Aaa/AAA NA	3.46 3.20
459058LR2	INTERNATIONAL BANK FOR RECONSTRUCTION AND DEVELOPM 4.125 03/20/2030	4,500,000.00	03/14/2025 4.20%	4,484,700.00 4,484,700.00	100.48 3.99%	4,521,514.50 21,140.63	1.08% 36,814.50	Aaa/AAA NA	3.89 3.54
Total Supranational		9,000,000.00	4.23%	8,911,440.00	3.98%	9,007,434.00 28,385.63	2.15% 95,994.00		3.68 3.37
US TREASURY									

HOLDINGS REPORT



Cusip	Security Description	Par Value/ Units	Purchase Date Purchase Yield	Cost Value Book Value	Mkt Price Mkt YTM	Market Value Accrued Int.	% of Port. Gain/Loss	Moody's/ S&P/ Fitch	Maturity Duration
91282CCZ2	UNITED STATES TREASURY 0.875 09/30/2026	3,130,000.00	10/18/2021 1.19%	3,083,172.27 3,083,172.27	98.84 3.71%	3,093,710.78 2,319.71	0.74% 10,538.51	Aa1/AA+ AA+	0.42 0.41
91282CDG3	UNITED STATES TREASURY 1.125 10/31/2026	3,120,000.00	11/15/2021 1.25%	3,100,987.50 3,100,987.50	98.71 3.76%	3,079,842.48 95.38	0.73% (21,145.02)	Aa1/AA+ AA+	0.50 0.49
91282CEW7	UNITED STATES TREASURY 3.25 06/30/2027	6,650,000.00	-- 3.12%	6,690,380.86 6,690,380.86	99.36 3.81%	6,607,400.10 72,240.68	1.57% (82,980.76)	Aa1/AA+ AA+	1.17 1.12
91282CFM8	UNITED STATES TREASURY 4.125 09/30/2027	2,800,000.00	-- 4.37%	2,770,000.01 2,770,000.01	100.35 3.87%	2,809,735.60 9,782.79	0.67% 39,735.59	Aa1/AA+ AA+	1.42 1.36
91282CFZ9	UNITED STATES TREASURY 3.875 11/30/2027	4,600,000.00	-- 3.74%	4,628,085.94 4,628,085.94	99.99 3.88%	4,599,461.80 74,434.07	1.10% (28,624.14)	Aa1/AA+ AA+	1.59 1.50
91282CGC9	UNITED STATES TREASURY 3.875 12/31/2027	7,000,000.00	-- 3.78%	7,028,945.31 7,028,945.31	99.98 3.89%	6,998,362.00 90,666.44	1.67% (30,583.31)	Aa1/AA+ AA+	1.67 1.58
91282CGH8	UNITED STATES TREASURY 3.5 01/31/2028	7,000,000.00	02/16/2023 4.05%	6,828,007.81 6,828,007.81	99.35 3.89%	6,954,339.00 60,911.60	1.66% 126,331.19	Aa1/AA+ AA+	1.76 1.67
91282CGP0	UNITED STATES TREASURY 4.0 02/29/2028	7,000,000.00	02/23/2023 4.16%	6,949,960.94 6,949,960.94	100.20 3.88%	7,013,944.00 47,173.91	1.67% 63,983.06	Aa1/AA+ AA+	1.84 1.74
91282CHE4	UNITED STATES TREASURY 3.625 05/31/2028	7,000,000.00	06/14/2023 4.00%	6,884,335.94 6,884,335.94	99.46 3.89%	6,962,536.00 105,961.54	1.66% 78,200.06	Aa1/AA+ AA+	2.08 1.96
91282CHX2	UNITED STATES TREASURY 4.375 08/31/2028	1,900,000.00	09/25/2023 4.62%	1,879,960.94 1,879,960.94	101.04 3.90%	1,919,742.90 14,004.76	0.46% 39,781.96	Aa1/AA+ AA+	2.34 2.18
91282CJA0	UNITED STATES TREASURY 4.625 09/30/2028	5,800,000.00	10/04/2023 4.77%	5,763,296.88 5,763,296.88	101.66 3.90%	5,896,517.80 22,720.63	1.41% 133,220.92	Aa1/AA+ AA+	2.42 2.26
91282CJF9	UNITED STATES TREASURY 4.875 10/31/2028	2,000,000.00	10/27/2023 4.79%	2,007,578.13 2,007,578.13	102.28 3.91%	2,045,546.00 264.95	0.49% 37,967.87	Aa1/AA+ AA+	2.50 2.34
91282CJN2	UNITED STATES TREASURY 4.375 11/30/2028	3,400,000.00	12/28/2023 3.83%	3,482,875.00 3,482,875.00	101.13 3.91%	3,438,382.60 62,115.38	0.82% (44,492.40)	Aa1/AA+ AA+	2.59 2.38
91282CJR3	UNITED STATES TREASURY 3.75 12/31/2028	11,000,000.00	-- 3.99%	10,883,007.81 10,883,007.81	99.59 3.91%	10,954,878.00 137,879.83	2.61% 71,870.19	Aa1/AA+ AA+	2.67 2.48
91282CJW2	UNITED STATES TREASURY 4.0 01/31/2029	5,000,000.00	02/13/2024 4.26%	4,943,164.06 4,943,164.06	100.22 3.91%	5,011,135.00 49,723.76	1.19% 67,970.94	Aa1/AA+ AA+	2.76 2.56
91282CKD2	UNITED STATES TREASURY 4.25 02/28/2029	7,000,000.00	02/27/2024 4.30%	6,985,234.38 6,985,234.38	100.89 3.91%	7,062,342.00 50,122.28	1.68% 77,107.62	Aa1/AA+ AA+	2.83 2.63
91282CKG5	UNITED STATES TREASURY 4.125 03/31/2029	7,000,000.00	04/10/2024 4.62%	6,848,515.63 6,848,515.63	100.57 3.92%	7,039,648.00 24,456.97	1.68% 191,132.37	Aa1/AA+ AA+	2.92 2.72
91282CKP5	UNITED STATES TREASURY 4.625 04/30/2029	7,000,000.00	-- 4.48%	7,043,730.48 7,043,730.48	101.98 3.92%	7,138,362.00 879.76	1.70% 94,631.52	Aa1/AA+ AA+	3.00 2.78

HOLDINGS REPORT



Cusip	Security Description	Par Value/ Units	Purchase Date Purchase Yield	Cost Value Book Value	Mkt Price Mkt YTM	Market Value Accrued Int.	% of Port. Gain/Loss	Moody's/ S&P/ Fitch	Maturity Duration
91282CKT7	UNITED STATES TREASURY 4.5 05/31/2029	4,400,000.00	06/20/2024 4.27%	4,445,375.00 4,445,375.00	101.66 3.92%	4,473,048.80 82,681.32	1.07% 27,673.80	Aa1/AA+ AA+	3.08 2.81
91282CKX8	UNITED STATES TREASURY 4.25 06/30/2029	4,000,000.00	07/18/2024 4.09%	4,028,281.25 4,028,281.25	100.95 3.93%	4,037,968.00 56,823.20	0.96% 9,686.75	Aa1/AA+ AA+	3.17 2.90
91282CLK5	UNITED STATES TREASURY 3.625 08/31/2029	8,000,000.00	09/11/2024 3.45%	8,062,812.50 8,062,812.50	99.01 3.94%	7,920,936.00 48,858.70	1.89% (141,876.50)	Aa1/AA+ AA+	3.34 3.09
91282CLN9	UNITED STATES TREASURY 3.5 09/30/2029	8,500,000.00	-- 3.66%	8,437,500.00 8,437,500.00	98.59 3.95%	8,379,801.50 25,198.09	2.00% (57,698.50)	Aa1/AA+ AA+	3.42 3.18
91282CMA6	UNITED STATES TREASURY 4.125 11/30/2029	4,500,000.00	12/16/2024 4.25%	4,474,160.16 4,474,160.16	100.56 3.95%	4,525,312.50 77,513.74	1.08% 51,152.34	Aa1/AA+ AA+	3.59 3.25
91282CMG3	UNITED STATES TREASURY 4.25 01/31/2030	4,500,000.00	02/07/2025 4.33%	4,483,300.78 4,483,300.78	100.97 3.97%	4,543,771.50 47,548.34	1.08% 60,470.72	Aa1/AA+ AA+	3.76 3.41
91282CMZ1	UNITED STATES TREASURY 3.875 04/30/2030	8,000,000.00	-- 4.05%	7,936,601.57 7,936,601.57	99.62 3.98%	7,969,376.00 842.39	1.90% 32,774.43	Aa1/AA+ AA+	4.00 3.67
91282CNG2	UNITED STATES TREASURY 4.0 05/31/2030	8,000,000.00	-- 4.01%	7,996,953.12 7,996,953.12	100.06 3.98%	8,005,000.00 133,626.37	1.91% 8,046.88	Aa1/AA+ AA+	4.08 3.67
91282CNK3	UNITED STATES TREASURY 3.875 06/30/2030	8,000,000.00	07/09/2025 3.95%	7,972,500.00 7,972,500.00	99.57 3.99%	7,965,624.00 103,618.78	1.90% (6,876.00)	Aa1/AA+ AA+	4.17 3.76
91282CPA3	UNITED STATES TREASURY 3.625 09/30/2030	3,500,000.00	10/10/2025 3.65%	3,495,625.00 3,495,625.00	98.48 4.00%	3,446,954.00 10,746.24	0.82% (48,671.00)	Aa1/AA+ AA+	4.42 4.02
91282CPN5	UNITED STATES TREASURY 3.5 11/30/2030	3,500,000.00	12/03/2025 3.63%	3,479,902.34 3,479,902.34	97.89 4.01%	3,426,171.00 51,153.85	0.82% (53,731.34)	Aa1/AA+ AA+	4.59 4.12
91282CQG9	UNITED STATES TREASURY 3.875 03/31/2031	4,000,000.00	04/08/2026 3.92%	3,991,718.75 3,991,718.75	99.34 4.02%	3,973,436.00 13,128.42	0.95% (18,282.75)	Aa1/AA+ AA+	4.92 4.42
Total US Treasury		167,300,000.00	3.93%	166,605,970.36	100.01 3.92%	167,293,285.36 1,477,493.86	39.86% 687,315.00		2.83 2.61
Total Portfolio		421,632,743.20	4.20%	416,970,536.64	90.10 4.07%	419,669,687.73 2,937,635.60	100.00% 2,699,151.10		2.74 2.33
Total Market Value + Accrued						422,607,323.33			

TRANSACTION LEDGER



Transaction Type	Settlement Date	CUSIP	Quantity	Security Description	Price	Acq/Disp Yield	Amount	Interest Pur/Sold	Total Amount	Gain/Loss
ACQUISITIONS										
Purchase	04/02/2026	60934N807	8,878.68	FEDERATED HRMS GV O SVC	1.000	3.31%	(8,878.68)	0.00	(8,878.68)	0.00
Purchase	04/06/2026	90LAIF\$00	2,100,000.00	Local Agency Investment Fund State Pool	1.000	3.81%	(2,100,000.00)	0.00	(2,100,000.00)	0.00
Purchase	04/06/2026	60934N807	129,575.60	FEDERATED HRMS GV O SVC	1.000	3.30%	(129,575.60)	0.00	(129,575.60)	0.00
Purchase	04/07/2026	90LAIF\$00	600,000.00	Local Agency Investment Fund State Pool	1.000	3.81%	(600,000.00)	0.00	(600,000.00)	0.00
Purchase	04/09/2026	91282CQG9	4,000,000.00	UNITED STATES TREASURY 3.875 03/31/2031	99.793	3.92%	(3,991,718.75)	(3,811.48)	(3,995,530.23)	0.00
Purchase	04/13/2026	90LAIF\$00	1,300,000.00	Local Agency Investment Fund State Pool	1.000	3.81%	(1,300,000.00)	0.00	(1,300,000.00)	0.00
Purchase	04/13/2026	60934N807	52,500.00	FEDERATED HRMS GV O SVC	1.000	3.28%	(52,500.00)	0.00	(52,500.00)	0.00
Purchase	04/14/2026	743315BC6	3,000,000.00	PROGRESSIVE CORP 4.6 03/26/2031	100.803	4.41%	(3,024,090.00)	(6,900.00)	(3,030,990.00)	0.00
Purchase	04/14/2026	90LAIF\$00	5,900,000.00	Local Agency Investment Fund State Pool	1.000	3.81%	(5,900,000.00)	0.00	(5,900,000.00)	0.00
Purchase	04/14/2026	60934N807	685,823.19	FEDERATED HRMS GV O SVC	1.000	3.29%	(685,823.19)	0.00	(685,823.19)	0.00
Purchase	04/15/2026	90LAIF\$00	289,097.73	Local Agency Investment Fund State Pool	1.000	3.81%	(289,097.73)	0.00	(289,097.73)	0.00
Purchase	04/15/2026	90LAIF\$00	307,064.99	Local Agency Investment Fund State Pool	1.000	3.81%	(307,064.99)	0.00	(307,064.99)	0.00
Purchase	04/15/2026	60934N807	853,978.56	FEDERATED HRMS GV O SVC	1.000	3.31%	(853,978.56)	0.00	(853,978.56)	0.00

TRANSACTION LEDGER



Transaction Type	Settlement Date	CUSIP	Quantity	Security Description	Price	Acq/Disp Yield	Amount	Interest Pur/Sold	Total Amount	Gain/Loss
Purchase	04/15/2026	60934N807	193,796.74	FEDERATED HRMS GV O SVC	1.000	3.31%	(193,796.74)	0.00	(193,796.74)	0.00
Purchase	04/16/2026	60934N807	115,374.48	FEDERATED HRMS GV O SVC	1.000	3.33%	(115,374.48)	0.00	(115,374.48)	0.00
Purchase	04/16/2026	60934N807	92,490.26	FEDERATED HRMS GV O SVC	1.000	3.33%	(92,490.26)	0.00	(92,490.26)	0.00
Purchase	04/20/2026	90LAIF\$00	900,000.00	Local Agency Investment Fund State Pool	1.000	3.81%	(900,000.00)	0.00	(900,000.00)	0.00
Purchase	04/20/2026	60934N807	95,019.71	FEDERATED HRMS GV O SVC	1.000	3.31%	(95,019.71)	0.00	(95,019.71)	0.00
Purchase	04/20/2026	60934N807	6,692,285.83	FEDERATED HRMS GV O SVC	1.000	3.31%	(6,692,285.83)	0.00	(6,692,285.83)	0.00
Purchase	04/21/2026	90LAIF\$00	1,100,000.00	Local Agency Investment Fund State Pool	1.000	3.81%	(1,100,000.00)	0.00	(1,100,000.00)	0.00
Purchase	04/21/2026	60934N807	64,682.98	FEDERATED HRMS GV O SVC	1.000	3.30%	(64,682.98)	0.00	(64,682.98)	0.00
Purchase	04/23/2026	3137F9Z79	3,500,000.00	FHMS K-125 A2 1.846 01/25/2031	90.469	4.02%	(3,166,406.25)	(3,948.39)	(3,170,354.64)	0.00
Purchase	04/23/2026	90LAIF\$00	1,000,000.00	Local Agency Investment Fund State Pool	1.000	3.81%	(1,000,000.00)	0.00	(1,000,000.00)	0.00
Purchase	04/23/2026	60934N807	44,550.00	FEDERATED HRMS GV O SVC	1.000	3.30%	(44,550.00)	0.00	(44,550.00)	0.00
Purchase	04/27/2026	60934N807	342,216.36	FEDERATED HRMS GV O SVC	1.000	3.32%	(342,216.36)	0.00	(342,216.36)	0.00
Purchase	04/27/2026	60934N807	121,166.84	FEDERATED HRMS GV O SVC	1.000	3.32%	(121,166.84)	0.00	(121,166.84)	0.00
Purchase	04/28/2026	90LAIF\$00	200,000.00	Local Agency Investment Fund State Pool	1.000	3.81%	(200,000.00)	0.00	(200,000.00)	0.00
Purchase	04/30/2026	60934N807	383,175.00	FEDERATED HRMS GV O SVC	1.000	3.30%	(383,175.00)	0.00	(383,175.00)	0.00

TRANSACTION LEDGER



Transaction Type	Settlement Date	CUSIP	Quantity	Security Description	Price	Acq/Disp Yield	Amount	Interest Pur/Sold	Total Amount	Gain/Loss
Total Purchase			34,071,676.95				(33,753,891.95)	(14,659.87)	(33,768,551.82)	0.00
TOTAL ACQUISITIONS			34,071,676.95				(33,753,891.95)	(14,659.87)	(33,768,551.82)	0.00
DISPOSITIONS										
Maturity	04/20/2026	4581X0DV7	(6,390,000.00)	INTER-AMERICAN DEVELOPMENT BANK 0.875 04/20/2026	100.000	0.97%	6,390,000.00	0.00	6,390,000.00	29,266.20
Total Maturity			(6,390,000.00)				6,390,000.00	0.00	6,390,000.00	29,266.20
Sale	04/01/2026	90LAIF\$00	(2,000,000.00)	Local Agency Investment Fund State Pool	1.000	3.81%	2,000,000.00	0.00	2,000,000.00	0.00
Sale	04/08/2026	90LAIF\$00	(2,200,000.00)	Local Agency Investment Fund State Pool	1.000	3.81%	2,200,000.00	0.00	2,200,000.00	0.00
Sale	04/09/2026	90LAIF\$00	(5,300,000.00)	Local Agency Investment Fund State Pool	1.000	3.82%	5,300,000.00	0.00	5,300,000.00	0.00
Sale	04/09/2026	60934N807	(2,495,474.35)	FEDERATED HRMS GV O SVC	1.000	3.29%	2,495,474.35	0.00	2,495,474.35	0.00
Sale	04/09/2026	60934N807	(1,500,055.88)	FEDERATED HRMS GV O SVC	1.000	3.29%	1,500,055.88	0.00	1,500,055.88	0.00
Sale	04/14/2026	57629WDE7	(2,272,000.00)	MASSMUTUAL GLOBAL FUNDING II 1.2 07/16/2026	99.254	1.21%	2,255,050.88	(6,664.53)	2,261,715.41	(16,319.04)
Sale	04/14/2026	91282CCW9	(1,470,000.00)	UNITED STATES TREASURY 0.75 08/31/2026	98.895	0.90%	1,453,749.61	(1,348.17)	1,455,097.78	(5,857.03)
Sale	04/15/2026	90LAIF\$00	(3,600,000.00)	Local Agency Investment Fund State Pool	1.000	3.81%	3,600,000.00	0.00	3,600,000.00	0.00
Sale	04/16/2026	90LAIF\$00	(2,400,000.00)	Local Agency Investment Fund State Pool	1.000	3.81%	2,400,000.00	0.00	2,400,000.00	0.00

TRANSACTION LEDGER



Transaction Type	Settlement Date	CUSIP	Quantity	Security Description	Price	Acq/Disp Yield	Amount	Interest Pur/Sold	Total Amount	Gain/Loss
Sale	04/22/2026	90LAIF\$00	(1,400,000.00)	Local Agency Investment Fund State Pool	1.000	3.81%	1,400,000.00	0.00	1,400,000.00	0.00
Sale	04/23/2026	60934N807	(3,170,354.64)	FEDERATED HRMS GV O SVC	1.000	3.30%	3,170,354.64	0.00	3,170,354.64	0.00
Sale	04/27/2026	90LAIF\$00	(7,000,000.00)	Local Agency Investment Fund State Pool	1.000	3.81%	7,000,000.00	0.00	7,000,000.00	0.00
Sale	04/27/2026	90LAIF\$00	(7,000,000.00)	Local Agency Investment Fund State Pool	1.000	3.81%	7,000,000.00	0.00	7,000,000.00	0.00
Sale	04/28/2026	90LAIF\$00	(2,500,000.00)	Local Agency Investment Fund State Pool	1.000	3.81%	2,500,000.00	0.00	2,500,000.00	0.00
Sale	04/29/2026	90LAIF\$00	(2,600,000.00)	Local Agency Investment Fund State Pool	1.000	3.81%	2,600,000.00	0.00	2,600,000.00	0.00
Total Sale			(46,907,884.87)				46,874,685.36	(8,012.70)	46,882,698.06	(22,176.07)
TOTAL DISPOSITIONS			(53,297,884.87)				53,264,685.36	(8,012.70)	53,272,698.06	7,090.13
OTHER TRANSACTIONS										
Cash Transfer	04/01/2026	CCYUSD	(2,000,000.00)	Cash		0.00%	(2,000,000.00)	0.00	(2,000,000.00)	0.00
Cash Transfer	04/06/2026	CCYUSD	2,100,000.00	Cash		0.00%	2,100,000.00	0.00	2,100,000.00	0.00
Cash Transfer	04/07/2026	CCYUSD	600,000.00	Cash		0.00%	600,000.00	0.00	600,000.00	0.00
Cash Transfer	04/08/2026	CCYUSD	(2,200,000.00)	Cash		0.00%	(2,200,000.00)	0.00	(2,200,000.00)	0.00
Cash Transfer	04/09/2026	CCYUSD	(5,300,000.00)	Cash		0.00%	(5,300,000.00)	0.00	(5,300,000.00)	0.00
Cash Transfer	04/13/2026	CCYUSD	1,300,000.00	Cash		0.00%	1,300,000.00	0.00	1,300,000.00	0.00
Cash Transfer	04/14/2026	CCYUSD	5,900,000.00	Cash		0.00%	5,900,000.00	0.00	5,900,000.00	0.00
Cash Transfer	04/15/2026	CCYUSD	(3,600,000.00)	Cash		0.00%	(3,600,000.00)	0.00	(3,600,000.00)	0.00
Cash Transfer	04/16/2026	CCYUSD	(2,400,000.00)	Cash		0.00%	(2,400,000.00)	0.00	(2,400,000.00)	0.00
Cash Transfer	04/20/2026	CCYUSD	900,000.00	Cash		0.00%	900,000.00	0.00	900,000.00	0.00

TRANSACTION LEDGER



Transaction Type	Settlement Date	CUSIP	Quantity	Security Description	Price	Acq/Disp Yield	Amount	Interest Pur/Sold	Total Amount	Gain/Loss
Cash Transfer	04/21/2026	CCYUSD	1,100,000.00	Cash		0.00%	1,100,000.00	0.00	1,100,000.00	0.00
Cash Transfer	04/22/2026	CCYUSD	(1,400,000.00)	Cash		0.00%	(1,400,000.00)	0.00	(1,400,000.00)	0.00
Cash Transfer	04/23/2026	CCYUSD	1,000,000.00	Cash		0.00%	1,000,000.00	0.00	1,000,000.00	0.00
Cash Transfer	04/27/2026	CCYUSD	(14,000,000.00)	Cash		0.00%	(14,000,000.00)	0.00	(14,000,000.00)	0.00
Cash Transfer	04/28/2026	CCYUSD	(2,300,000.00)	Cash		0.00%	(2,300,000.00)	0.00	(2,300,000.00)	0.00
Cash Transfer	04/29/2026	CCYUSD	(2,600,000.00)	Cash		0.00%	(2,600,000.00)	0.00	(2,600,000.00)	0.00
Total Cash Transfer			(22,900,000.00)				(22,900,000.00)	0.00	(22,900,000.00)	0.00
Coupon	04/01/2026	3137FLYV0	0.00	FHMS K-092 A2 3.298 04/25/2029		4.94%	8,245.00	0.00	8,245.00	0.00
Coupon	04/01/2026	3137F4D41	0.00	FHMS K-074 A2 3.6 01/25/2028		4.93%	8,939.41	0.00	8,939.41	0.00
Coupon	04/01/2026	3137FJEH8	0.00	FHMS K-081 A2 3.9 08/25/2028		4.88%	10,231.00	0.00	10,231.00	0.00
Coupon	04/01/2026	3137FLMV3	0.00	FHMS K-090 A2 3.422 02/25/2029		4.87%	14,115.75	0.00	14,115.75	0.00
Coupon	04/01/2026	3137FJKE8	0.00	FHMS K-082 A2 3.92 09/25/2028		4.75%	8,166.67	0.00	8,166.67	0.00
Coupon	04/01/2026	3137H5YC5	0.00	FHMS K-748 A2 2.26 01/25/2029		4.64%	15,066.66	0.00	15,066.66	0.00
Coupon	04/01/2026	3137FG6X8	0.00	FHMS K-077 A2 3.85 05/25/2028		4.60%	17,068.33	0.00	17,068.33	0.00
Coupon	04/01/2026	3137H4BY5	0.00	FHMS K-746 A2 2.031 09/25/2028		4.56%	8,462.50	0.00	8,462.50	0.00
Coupon	04/01/2026	3137FGR31	0.00	FHMS K-078 A2 3.854 06/25/2028		4.42%	6,413.70	0.00	6,413.70	0.00
Coupon	04/01/2026	3137F83Q4	0.00	FHMS K-121 A2 1.547 10/25/2030		3.93%	6,445.84	0.00	6,445.84	0.00
Coupon	04/01/2026	3137BSRE5	0.00	FHMS K-059 A2 3.12 09/25/2026		1.98%	6,738.12	0.00	6,738.12	0.00
Coupon	04/01/2026	3137BSP72	0.00	FHMS K-058 A2 2.653 08/25/2026		1.37%	3,316.25	0.00	3,316.25	0.00

TRANSACTION LEDGER



Transaction Type	Settlement Date	CUSIP	Quantity	Security Description	Price	Acq/Disp Yield	Amount	Interest Pur/Sold	Total Amount	Gain/Loss
Coupon	04/05/2026	89115A2Y7	0.00	TORONTO-DOMINION BANK 4.994 04/05/2029		4.99%	58,180.10	0.00	58,180.10	0.00
Coupon	04/06/2026	40139LBN2	0.00	GUARDIAN LIFE GLOBAL FUNDING 4.327 10/06/2030		4.33%	71,395.50	0.00	71,395.50	0.00
Coupon	04/12/2026	58989V2H6	0.00	MET TOWER GLOBAL FUNDING 5.25 04/12/2029		5.27%	52,500.00	0.00	52,500.00	0.00
Coupon	04/15/2026	44934FAD7	0.00	HALST 2024-B A3 5.41 05/17/2027		5.41%	4,493.60	0.00	4,493.60	0.00
Coupon	04/15/2026	58770JAD6	0.00	MBALT 2024-A A3 5.32 01/18/2028		5.32%	4,530.71	0.00	4,530.71	0.00
Coupon	04/15/2026	02582JKH2	0.00	AMXCA 2024-1 A 5.23 04/16/2029		5.23%	13,380.08	0.00	13,380.08	0.00
Coupon	04/15/2026	161571HT4	0.00	CHAIT 2023-1 A 5.16 09/15/2028		5.23%	15,673.50	0.00	15,673.50	0.00
Coupon	04/15/2026	437918AC9	0.00	HAROT 2024-1 A3 5.21 08/15/2028		5.21%	9,677.86	0.00	9,677.86	0.00
Coupon	04/15/2026	47786WAD2	0.00	JDOT 2024-B A3 5.2 03/15/2029		5.20%	9,066.60	0.00	9,066.60	0.00
Coupon	04/15/2026	47800CAC0	0.00	JDOT 2023 A3 5.01 11/15/2027		5.01%	2,054.13	0.00	2,054.13	0.00
Coupon	04/15/2026	448973AD9	0.00	HART 2024-A A3 4.99 02/15/2029		4.98%	6,808.97	0.00	6,808.97	0.00
Coupon	04/15/2026	05522RDJ4	0.00	BACCT 2024-1 A 4.93 05/15/2029		4.93%	8,606.96	0.00	8,606.96	0.00
Coupon	04/15/2026	05522RDH8	0.00	BACCT 2023-2 A 4.98 11/16/2026		4.85%	8,300.00	0.00	8,300.00	0.00
Coupon	04/15/2026	44935WAD9	0.00	HALST 2025-A A3 4.83 01/18/2028		4.83%	8,412.25	0.00	8,412.25	0.00
Coupon	04/15/2026	44935CAD3	0.00	HART 2025-A A3 4.32 10/15/2029		4.32%	9,450.00	0.00	9,450.00	0.00

TRANSACTION LEDGER



Transaction Type	Settlement Date	CUSIP	Quantity	Security Description	Price	Acq/Disp Yield	Amount	Interest Pur/Sold	Total Amount	Gain/Loss
Coupon	04/15/2026	92970QAE5	0.00	WFCIT 2024-2 A 4.29 10/15/2029		4.29%	8,329.75	0.00	8,329.75	0.00
Coupon	04/15/2026	02582JKP4	0.00	AMXCA 2025-2 A 4.28 04/15/2030		4.28%	12,055.33	0.00	12,055.33	0.00
Coupon	04/15/2026	47800DAD6	0.00	JDOT 2025 A3 4.23 09/17/2029		4.23%	7,332.00	0.00	7,332.00	0.00
Coupon	04/15/2026	24422EYF0	0.00	JOHN DEERE CAPITAL CORP 4.375 10/15/2030		4.22%	65,625.00	0.00	65,625.00	0.00
Coupon	04/16/2026	36268GAD7	0.00	GMCAR 2024-1 A3 4.85 12/18/2028		4.90%	5,280.26	0.00	5,280.26	0.00
Coupon	04/16/2026	459058LN1	0.00	INTERNATIONAL BANK FOR RECONSTRUCTION AND DEVELOPM 3.875 10/16/2029		4.25%	87,210.00	0.00	87,210.00	0.00
Coupon	04/18/2026	437930AC4	0.00	HAROT 2024-2 A3 5.27 11/20/2028		5.27%	4,910.68	0.00	4,910.68	0.00
Coupon	04/18/2026	61748UAK8	0.00	MORGAN STANLEY 4.133 10/18/2029		4.25%	58,596.76	0.00	58,596.76	0.00
Coupon	04/20/2026	36269WAD1	0.00	GMALT 2024-2 A3 5.39 07/20/2027		5.39%	3,556.02	0.00	3,556.02	0.00
Coupon	04/20/2026	4581X0DV7	0.00	INTER-AMERICAN DEVELOPMENT BANK 0.875 04/20/2026		0.97%	27,956.25	0.00	27,956.25	0.00
Coupon	04/21/2026	38141GD27	0.00	GOLDMAN SACHS GROUP INC 4.153 10/21/2029		4.29%	64,682.98	0.00	64,682.98	0.00
Coupon	04/23/2026	141781CF9	0.00	CARGILL INC 4.125 10/23/2030		4.14%	44,550.00	0.00	44,550.00	0.00
Coupon	04/25/2026	096919AD7	0.00	BMWOT 2024-A A3 5.18 02/26/2029		5.18%	6,364.74	0.00	6,364.74	0.00
Coupon	04/25/2026	05611UAD5	0.00	BMWLT 2024-1 A3 4.98 03/25/2027		5.01%	1,592.87	0.00	1,592.87	0.00

TRANSACTION LEDGER



Transaction Type	Settlement Date	CUSIP	Quantity	Security Description	Price	Acq/Disp Yield	Amount	Interest Pur/Sold	Total Amount	Gain/Loss
Coupon	04/30/2026	91282CJF9	0.00	UNITED STATES TREASURY 4.875 10/31/2028		4.79%	48,750.00	0.00	48,750.00	0.00
Coupon	04/30/2026	91282CKP5	0.00	UNITED STATES TREASURY 4.625 04/30/2029		4.48%	161,875.00	0.00	161,875.00	0.00
Coupon	04/30/2026	91282CMZ1	0.00	UNITED STATES TREASURY 3.875 04/30/2030		4.05%	155,000.00	0.00	155,000.00	0.00
Coupon	04/30/2026	91282CDG3	0.00	UNITED STATES TREASURY 1.125 10/31/2026		1.25%	17,550.00	0.00	17,550.00	0.00
Total Coupon			0.00				1,176,957.13	0.00	1,176,957.13	0.00
Dividend	04/15/2026	90LAIF\$00	0.00	Local Agency Investment Fund State Pool		3.81%	12,193.21	0.00	12,193.21	0.00
Dividend	04/30/2026	60934N807	0.00	FEDERATED HRMS GV O SVC		3.30%	10,935.37	0.00	10,935.37	0.00
Total Dividend			0.00				23,128.58	0.00	23,128.58	0.00
Principal Paydown	04/01/2026	3137F4D41	5,346.39	FHMS K-074 A2 3.6 01/25/2028		4.93%	5,346.39	--	5,346.39	158.54
Principal Paydown	04/01/2026	3137BSRE5	5,176.02	FHMS K-059 A2 3.12 09/25/2026		1.98%	5,176.02	--	5,176.02	(221.60)
Principal Paydown	04/15/2026	44934FAD7	224,321.92	HALST 2024-B A3 5.41 05/17/2027		5.41%	224,321.92	--	224,321.92	6.24
Principal Paydown	04/15/2026	58770JAD6	97,485.88	MBALT 2024-A A3 5.32 01/18/2028		5.32%	97,485.88	--	97,485.88	11.40
Principal Paydown	04/15/2026	437918AC9	189,780.07	HAROT 2024-1 A3 5.21 08/15/2028		5.21%	189,780.07	--	189,780.07	8.25
Principal Paydown	04/15/2026	47786WAD2	153,829.74	JDOT 2024-B A3 5.2 03/15/2029		5.20%	153,829.74	--	153,829.74	30.07
Principal Paydown	04/15/2026	47800CAC0	64,843.38	JDOT 2023 A3 5.01 11/15/2027		5.01%	64,843.38	--	64,843.38	11.81

TRANSACTION LEDGER



Transaction Type	Settlement Date	CUSIP	Quantity	Security Description	Price	Acq/Disp Yield	Amount	Interest Pur/Sold	Total Amount	Gain/Loss
Principal Paydown	04/15/2026	448973AD9	123,717.57	HART 2024-A A3 4.99 02/15/2029		4.98%	123,717.57	--	123,717.57	(48.32)
Principal Paydown	04/16/2026	36268GAD7	115,374.48	GMCAR 2024-1 A3 4.85 12/18/2028		4.90%	115,374.48	--	115,374.48	238.86
Principal Paydown	04/18/2026	437930AC4	84,851.49	HAROT 2024-2 A3 5.27 11/20/2028		5.27%	84,851.49	--	84,851.49	10.31
Principal Paydown	04/20/2026	36269WAD1	217,434.34	GMALT 2024-2 A3 5.39 07/20/2027		5.39%	217,434.34	--	217,434.34	12.63
Principal Paydown	04/25/2026	096919AD7	114,935.44	BMWOT 2024-A A3 5.18 02/26/2029		5.18%	114,935.44	--	114,935.44	17.45
Principal Paydown	04/25/2026	05611UAD5	216,758.51	BMWLT 2024-1 A3 4.98 03/25/2027		5.01%	216,758.51	--	216,758.51	194.74
Total Principal Paydown			1,613,855.23				1,613,855.23	--	1,613,855.23	430.39
TOTAL OTHER TRANSACTIONS			(21,286,144.77)				(20,086,059.06)	0.00	(20,086,059.06)	430.39

INCOME EARNED



Cusip	Security Description	Trade Date Settle Date Units	Book Value: Begin Book Value: Acq Book Value: Disp Book Value: End	Prior Accrued Inc. Received Ending Accrued Total Interest	Accr. Of Discount Amort. Of Premium Net Accret/Amort Income Earned	Total Income
CASH & EQUIVALENTS						
60934N807	FEDERATED HRMS GV O SVC	6,712,069.70	4,002,440.34 9,875,514.23 (7,165,884.87) 6,712,069.70	0.00 8,878.68 0.00 8,878.68	0.00 0.00 0.00 8,878.68	8,878.68
CCYUSD	Receivable	167,702.99	592,973.61 0.00 0.00 167,702.99	0.00 0.00 0.00 0.00	0.00 0.00 0.00 0.00	0.00
CCYUSD	Cash	0.00	0.00 0.00 0.00 0.00	0.00 0.00 0.00 0.00	0.00 0.00 0.00 0.00	0.00
Total Cash & Equivalents			6,879,772.69	8,878.68	8,878.68	8,878.68
FIXED INCOME						
02079KBK2	ALPHABET INC 4.1 02/15/2031	02/12/2026 02/17/2026 3,000,000.00	3,000,174.63 0.00 0.00 3,000,174.63	16,400.00 0.00 26,650.00 10,250.00	0.00 0.00 0.00 10,250.00	10,250.00
02582JKH2	AMXCA 2024-1 A 5.23 04/16/2029	04/16/2024 04/23/2024 3,070,000.00	3,069,370.65 0.00 0.00 3,069,370.65	7,136.04 13,380.08 7,136.04 13,380.08	0.00 0.00 0.00 13,380.08	13,380.08
02582JKP4	AMXCA 2025-2 A 4.28 04/15/2030	05/06/2025 05/13/2025 3,380,000.00	3,379,938.82 0.00 0.00 3,379,938.82	6,429.51 12,055.33 6,429.51 12,055.33	0.00 0.00 0.00 12,055.33	12,055.33
02665WFY2	AMERICAN HONDA FINANCE CORP 4.8 03/05/2030	03/07/2025 03/10/2025 2,000,000.00	1,990,800.00 0.00 0.00 1,990,800.00	6,933.33 0.00 14,933.33 8,000.00	0.00 0.00 0.00 8,000.00	8,000.00

INCOME EARNED



Cusip	Security Description	Trade Date Settle Date Units	Book Value: Begin Book Value: Acq Book Value: Disp Book Value: End	Prior Accrued Inc. Received Ending Accrued Total Interest	Accr. Of Discount Amort. Of Premium Net Accret/Amort Income Earned	Total Income
05522RDH8	BACCT 2023-2 A 4.98 11/16/2026	03/25/2024 03/27/2024 2,000,000.00	2,006,484.38 0.00 0.00 2,006,484.38	4,426.67 8,300.00 4,426.67 8,300.00	0.00 0.00 0.00 8,300.00	8,300.00
05522RDJ4	BACCT 2024-1 A 4.93 05/15/2029	06/06/2024 06/13/2024 2,095,000.00	2,094,882.47 0.00 0.00 2,094,882.47	4,590.38 8,606.96 4,590.38 8,606.96	0.00 0.00 0.00 8,606.96	8,606.96
05611UAD5	BMWLT 2024-1 A3 4.98 03/25/2027	03/25/2024 03/27/2024 167,065.96	383,479.63 0.00 (216,563.77) 166,915.87	318.57 1,592.87 138.66 1,412.96	0.00 0.00 0.00 1,412.96	1,412.96
096919AD7	BMWOT 2024-A A3 5.18 02/26/2029	06/04/2024 06/11/2024 1,359,521.39	1,474,232.87 0.00 (114,917.99) 1,359,314.88	1,272.95 6,364.74 1,173.72 6,265.51	0.00 0.00 0.00 6,265.51	6,265.51
13063EGT7	CALIFORNIA STATE 4.5 08/01/2029	10/30/2024 11/05/2024 4,395,000.00	4,418,161.65 0.00 0.00 4,418,161.65	32,962.50 0.00 49,443.75 16,481.25	0.00 0.00 0.00 16,481.25	16,481.25
141781CF9	CARGILL INC 4.125 10/23/2030	10/20/2025 10/23/2025 2,160,000.00	2,158,371.65 0.00 0.00 2,158,371.65	39,105.00 44,550.00 1,980.00 7,425.00	0.00 0.00 0.00 7,425.00	7,425.00
14913UAJ9	CATERPILLAR FINANCIAL SERVICES CORP 4.85 02/27/2029	03/19/2024 03/21/2024 2,500,000.00	2,504,150.00 0.00 0.00 2,504,150.00	11,451.39 0.00 21,555.56 10,104.17	0.00 0.00 0.00 10,104.17	10,104.17
161571HT4	CHAIT 2023-1 A 5.16 09/15/2028	09/07/2023 09/15/2023 3,645,000.00	3,643,989.61 0.00 0.00 3,643,989.61	8,359.20 15,673.50 8,359.20 15,673.50	0.00 0.00 0.00 15,673.50	15,673.50
171239ALO	CHUBB INA HOLDINGS LLC 4.65 08/15/2029	3,700,000.00	3,722,196.12 0.00 0.00 3,722,196.12	21,984.17 0.00 36,321.67 14,337.50	0.00 0.00 0.00 14,337.50	14,337.50

INCOME EARNED



Cusip	Security Description	Trade Date Settle Date Units	Book Value: Begin Book Value: Acq Book Value: Disp Book Value: End	Prior Accrued Inc. Received Ending Accrued Total Interest	Accr. Of Discount Amort. Of Premium Net Accret/Amort Income Earned	Total Income
17275RBR2	CISCO SYSTEMS INC 4.85 02/26/2029	02/21/2024 02/26/2024 1,960,000.00	1,959,314.00 0.00 0.00 1,959,314.00	9,241.94 0.00 17,163.61 7,921.67	0.00 0.00 0.00 7,921.67	7,921.67
24422EYF0	JOHN DEERE CAPITAL CORP 4.375 10/15/2030	11/04/2025 11/05/2025 3,000,000.00	3,020,760.00 0.00 0.00 3,020,760.00	60,520.83 65,625.00 5,833.33 10,937.50	0.00 0.00 0.00 10,937.50	10,937.50
26442CAX2	DUKE ENERGY CAROLINAS LLC 3.95 11/15/2028	12/06/2023 12/08/2023 3,280,000.00	3,156,836.00 0.00 0.00 3,156,836.00	48,944.89 0.00 59,741.56 10,796.67	0.00 0.00 0.00 10,796.67	10,796.67
26442UAH7	DUKE ENERGY PROGRESS LLC 3.45 03/15/2029	05/10/2024 05/14/2024 1,500,000.00	1,396,687.88 0.00 0.00 1,396,687.88	2,300.00 0.00 6,612.50 4,312.50	0.00 0.00 0.00 4,312.50	4,312.50
30303M8S4	META PLATFORMS INC 4.3 08/15/2029	08/12/2024 08/15/2024 2,280,000.00	2,276,460.36 0.00 0.00 2,276,460.36	12,527.33 0.00 20,697.33 8,170.00	0.00 0.00 0.00 8,170.00	8,170.00
3130AWN63	FEDERAL HOME LOAN BANKS 4.0 06/30/2028	08/21/2023 08/23/2023 3,000,000.00	2,931,360.00 0.00 0.00 2,931,360.00	30,333.33 0.00 40,333.33 10,000.00	0.00 0.00 0.00 10,000.00	10,000.00
3137BSP72	FHMS K-058 A2 2.653 08/25/2026	11/12/2021 11/17/2021 1,500,000.00	1,586,425.78 0.00 0.00 1,586,425.78	3,316.25 3,316.25 3,316.25 3,316.25	0.00 0.00 0.00 3,316.25	3,316.25
3137BSRE5	FHMS K-059 A2 3.12 09/25/2026	02/18/2022 02/24/2022 2,586,410.28	2,702,538.59 0.00 (5,397.62) 2,697,140.97	6,738.12 6,738.12 6,724.67 6,724.66	0.00 0.00 0.00 6,724.66	6,724.66
3137F4D41	FHMS K-074 A2 3.6 01/25/2028	03/16/2023 03/21/2023 2,974,457.94	2,891,457.76 0.00 (5,187.85) 2,886,269.91	8,939.41 8,939.41 8,923.37 8,923.37	0.00 0.00 0.00 8,923.37	8,923.37

INCOME EARNED



Cusip	Security Description	Trade Date Settle Date Units	Book Value: Begin Book Value: Acq Book Value: Disp Book Value: End	Prior Accrued Inc. Received Ending Accrued Total Interest	Accr. Of Discount Amort. Of Premium Net Accret/Amort Income Earned	Total Income
3137F83Q4	FHMS K-121 A2 1.547 10/25/2030	01/07/2026 01/12/2026 5,000,000.00	4,475,000.00 0.00 0.00 4,475,000.00	6,445.83 6,445.84 6,445.83 6,445.84	0.00 0.00 0.00 6,445.84	6,445.84
3137F9Z79	FHMS K-125 A2 1.846 01/25/2031	04/20/2026 04/23/2026 3,500,000.00	0.00 3,166,406.25 0.00 3,166,406.25	0.00 (3,948.39) 5,384.17 1,435.78	0.00 0.00 0.00 1,435.78	1,435.78
3137FG6X8	FHMS K-077 A2 3.85 05/25/2028	5,320,000.00	5,229,125.01 0.00 0.00 5,229,125.01	17,068.33 17,068.33 17,068.33 17,068.33	0.00 0.00 0.00 17,068.33	17,068.33
3137FGR31	FHMS K-078 A2 3.854 06/25/2028	06/22/2023 06/27/2023 1,997,000.00	1,951,677.46 0.00 0.00 1,951,677.46	6,413.70 6,413.70 6,413.70 6,413.70	0.00 0.00 0.00 6,413.70	6,413.70
3137FJEH8	FHMS K-081 A2 3.9 08/25/2028	09/05/2023 09/08/2023 3,148,000.00	3,015,685.63 0.00 0.00 3,015,685.63	10,231.00 10,231.00 10,231.00 10,231.00	0.00 0.00 0.00 10,231.00	10,231.00
3137FJKE8	FHMS K-082 A2 3.92 09/25/2028	11/28/2023 12/01/2023 2,500,000.00	2,411,328.13 0.00 0.00 2,411,328.13	8,166.67 8,166.67 8,166.67 8,166.67	0.00 0.00 0.00 8,166.67	8,166.67
3137FLMV3	FHMS K-090 A2 3.422 02/25/2029	05/30/2024 06/04/2024 4,950,000.00	4,637,144.53 0.00 0.00 4,637,144.53	14,115.75 14,115.75 14,115.75 14,115.75	0.00 0.00 0.00 14,115.75	14,115.75
3137FLYV0	FHMS K-092 A2 3.298 04/25/2029	04/19/2024 04/25/2024 3,000,000.00	2,775,468.75 0.00 0.00 2,775,468.75	8,245.00 8,245.00 8,245.00 8,245.00	0.00 0.00 0.00 8,245.00	8,245.00
3137H4BY5	FHMS K-746 A2 2.031 09/25/2028	03/21/2024 03/25/2024 5,000,000.00	4,480,468.75 0.00 0.00 4,480,468.75	8,462.50 8,462.50 8,462.50 8,462.50	0.00 0.00 0.00 8,462.50	8,462.50

INCOME EARNED



Cusip	Security Description	Trade Date Settle Date Units	Book Value: Begin Book Value: Acq Book Value: Disp Book Value: End	Prior Accrued Inc. Received Ending Accrued Total Interest	Accr. Of Discount Amort. Of Premium Net Accret/Amort Income Earned	Total Income
3137H5YC5	FHMS K-748 A2 2.26 01/25/2029	8,000,000.00	7,168,164.07 0.00 0.00 7,168,164.07	15,066.67 15,066.66 15,066.67 15,066.66	0.00 0.00 0.00 15,066.66	15,066.66
36268GAD7	GMCAR 2024-1 A3 4.85 12/18/2028	03/25/2024 03/27/2024 1,191,081.84	1,303,751.54 0.00 (115,135.62) 1,188,615.92	2,640.13 5,280.26 2,406.98 5,047.11	0.00 0.00 0.00 5,047.11	5,047.11
36269WAD1	GMALT 2024-2 A3 5.39 07/20/2027	05/07/2024 05/16/2024 574,258.96	791,647.30 0.00 (217,421.71) 574,225.59	1,303.87 3,556.02 945.77 3,197.92	0.00 0.00 0.00 3,197.92	3,197.92
38141GD27	GOLDMAN SACHS GROUP INC 4.153 10/21/2029	10/21/2025 3,115,000.00	3,115,396.00 0.00 0.00 3,115,396.00	57,495.98 64,682.98 3,593.50 10,780.50	0.00 0.00 0.00 10,780.50	10,780.50
40139LBJ1	GUARDIAN LIFE GLOBAL FUNDING 4.179 09/26/2029	09/23/2024 09/26/2024 3,050,000.00	3,050,000.00 0.00 0.00 3,050,000.00	1,770.27 0.00 12,391.90 10,621.63	0.00 0.00 0.00 10,621.63	10,621.63
40139LBN2	GUARDIAN LIFE GLOBAL FUNDING 4.327 10/06/2030	09/30/2025 10/06/2025 3,300,000.00	3,300,000.00 0.00 0.00 3,300,000.00	69,412.29 71,395.50 9,916.04 11,899.25	0.00 0.00 0.00 11,899.25	11,899.25
437076DC3	HOME DEPOT INC 4.75 06/25/2029	06/20/2024 06/25/2024 3,000,000.00	2,987,610.00 0.00 0.00 2,987,610.00	38,000.00 0.00 49,875.00 11,875.00	0.00 0.00 0.00 11,875.00	11,875.00
437076DJ8	HOME DEPOT INC 3.95 09/15/2030	09/09/2025 09/15/2025 3,000,000.00	2,990,700.00 0.00 0.00 2,990,700.00	5,266.67 0.00 15,141.67 9,875.00	0.00 0.00 0.00 9,875.00	9,875.00
437918AC9	HAROT 2024-1 A3 5.21 08/15/2028	02/13/2024 02/21/2024 2,039,285.57	2,228,968.68 0.00 (189,771.82) 2,039,196.86	5,161.53 9,677.86 4,722.08 9,238.41	0.00 0.00 0.00 9,238.41	9,238.41

INCOME EARNED



Cusip	Security Description	Trade Date Settle Date Units	Book Value: Begin Book Value: Acq Book Value: Disp Book Value: End	Prior Accrued Inc. Received Ending Accrued Total Interest	Accr. Of Discount Amort. Of Premium Net Accret/Amort Income Earned	Total Income
437930AC4	HAROT 2024-2 A3 5.27 11/20/2028	05/14/2024 05/21/2024 1,033,329.24	1,118,044.87 0.00 (84,841.18) 1,033,203.69	2,127.96 4,910.68 1,966.48 4,749.20	0.00 0.00 0.00 4,749.20	4,749.20
448973AD9	HART 2024-A A3 4.99 02/15/2029	03/26/2024 03/28/2024 1,513,711.25	1,638,068.44 0.00 (123,765.89) 1,514,302.55	3,631.45 6,808.97 3,357.08 6,534.59	0.00 0.00 0.00 6,534.59	6,534.59
44934FAD7	HALST 2024-B A3 5.41 05/17/2027	05/14/2024 05/22/2024 772,409.47	996,703.68 0.00 (224,315.68) 772,388.00	2,396.59 4,493.60 1,857.22 3,954.23	0.00 0.00 0.00 3,954.23	3,954.23
44935CAD3	HART 2025-A A3 4.32 10/15/2029	03/04/2025 03/12/2025 2,625,000.00	2,624,612.81 0.00 0.00 2,624,612.81	5,040.00 9,450.00 5,040.00 9,450.00	0.00 0.00 0.00 9,450.00	9,450.00
44935WAD9	HALST 2025-A A3 4.83 01/18/2028	01/14/2025 01/22/2025 2,090,000.00	2,089,843.46 0.00 0.00 2,089,843.46	4,486.53 8,412.25 4,486.53 8,412.25	0.00 0.00 0.00 8,412.25	8,412.25
4581X0DV7	INTER-AMERICAN DEVELOPMENT BANK 0.875 04/20/2026	04/13/2021 04/20/2021 0.00	6,360,733.80 0.00 (6,360,733.80) 0.00	25,005.31 27,956.25 0.00 2,950.94	0.00 0.00 0.00 2,950.94	2,950.94
459058LN1	INTERNATIONAL BANK FOR RECONSTRUCTION AND DEVELOPM 3.875 10/16/2029	12/12/2024 12/13/2024 4,500,000.00	4,426,740.00 0.00 0.00 4,426,740.00	79,920.00 87,210.00 7,245.00 14,535.00	0.00 0.00 0.00 14,535.00	14,535.00
459058LR2	INTERNATIONAL BANK FOR RECONSTRUCTION AND DEVELOPM 4.125 03/20/2030	03/14/2025 03/20/2025 4,500,000.00	4,484,700.00 0.00 0.00 4,484,700.00	5,671.88 0.00 21,140.63 15,468.75	0.00 0.00 0.00 15,468.75	15,468.75
46647PAM8	JPMORGAN CHASE & CO 3.509 01/23/2029	01/18/2024 01/23/2024 2,500,000.00	2,360,725.00 0.00 0.00 2,360,725.00	16,570.28 0.00 23,880.69 7,310.42	0.00 0.00 0.00 7,310.42	7,310.42

INCOME EARNED



Cusip	Security Description	Trade Date Settle Date Units	Book Value: Begin Book Value: Acq Book Value: Disp Book Value: End	Prior Accrued Inc. Received Ending Accrued Total Interest	Accr. Of Discount Amort. Of Premium Net Accret/Amort Income Earned	Total Income
47786WAD2	JDOT 2024-B A3 5.2 03/15/2029	06/11/2024	2,091,883.42	4,835.52	0.00	8,711.08
		06/18/2024	0.00	9,066.60	0.00	
		1,938,462.72	(153,799.67)	4,480.00	0.00	
		1,938,083.76	8,711.08	8,711.08		
47800CAC0	JDOT 2023 A3 5.01 11/15/2027	02/22/2023	491,916.68	1,095.53	0.00	1,909.75
		03/02/2023	0.00	2,054.13	0.00	
		427,162.94	(64,831.57)	951.15	0.00	
		427,085.11	1,909.75	1,909.75		
47800DAD6	JDOT 2025 A3 4.23 09/17/2029	03/04/2025	2,079,869.17	3,910.40	0.00	7,332.00
		03/11/2025	0.00	7,332.00	0.00	
		2,080,000.00	0.00	3,910.40	0.00	
		2,079,869.17	7,332.00	7,332.00		
57629W4T4	MASSMUTUAL GLOBAL FUNDING II 5.15 05/30/2029	05/22/2024	1,848,464.50	32,022.99	0.00	7,939.58
		05/30/2024	0.00	0.00	0.00	
		1,850,000.00	0.00	39,962.57	0.00	
		1,848,464.50	7,939.58	7,939.58		
57629W5B2	MASSMUTUAL GLOBAL FUNDING II 4.85 01/17/2029	01/09/2024	2,139,721.80	21,334.61	0.00	8,649.17
		01/17/2024	0.00	0.00	0.00	
		2,140,000.00	0.00	29,983.78	0.00	
		2,139,721.80	8,649.17	8,649.17		
57629WDE7	MASSMUTUAL GLOBAL FUNDING II 1.2 07/16/2026	08/10/2021	2,271,369.92	5,680.00	0.00	984.53
		08/12/2021	0.00	6,664.53	0.00	
		0.00	(2,271,369.92)	0.00	0.00	
		0.00	984.53	984.53		
58770JAD6	MBALT 2024-A A3 5.32 01/18/2028	05/17/2024	1,021,845.02	2,416.38	0.00	4,300.21
		05/23/2024	0.00	4,530.71	0.00	
		924,478.71	(97,474.48)	2,185.88	0.00	
		924,370.55	4,300.21	4,300.21		
58989V2H6	MET TOWER GLOBAL FUNDING 5.25 04/12/2029	05/24/2024	1,998,260.00	49,291.67	0.00	8,750.00
		05/29/2024	0.00	52,500.00	0.00	
		2,000,000.00	0.00	5,541.67	0.00	
		1,998,260.00	8,750.00	8,750.00		
59217GER6	METROPOLITAN LIFE GLOBAL FUNDING I 1.875 01/11/2027	01/03/2022	2,482,167.10	10,354.17	0.00	3,882.81
		01/11/2022	0.00	0.00	0.00	
		2,485,000.00	0.00	14,236.98	0.00	
		2,482,167.10	3,882.81	3,882.81		

INCOME EARNED



Cusip	Security Description	Trade Date Settle Date Units	Book Value: Begin Book Value: Acq Book Value: Disp Book Value: End	Prior Accrued Inc. Received Ending Accrued Total Interest	Accr. Of Discount Amort. Of Premium Net Accret/Amort Income Earned	Total Income
59217GFU8	METROPOLITAN LIFE GLOBAL FUNDING I 4.35 01/12/2031	01/07/2026 01/12/2026 2,000,000.00	2,003,920.00 0.00 0.00 2,003,920.00	19,091.67 0.00 26,341.67 7,250.00	0.00 0.00 0.00 7,250.00	7,250.00
61747YFA8	MORGAN STANLEY 5.123 02/01/2029	02/13/2024 02/15/2024 2,650,000.00	2,632,165.50 0.00 0.00 2,632,165.50	22,626.58 0.00 33,939.88 11,313.29	0.00 0.00 0.00 11,313.29	11,313.29
61748UAK8	MORGAN STANLEY 4.133 10/18/2029	10/17/2025 10/22/2025 2,900,000.00	2,900,364.00 0.00 0.00 2,900,364.00	52,936.84 58,596.76 4,328.17 9,988.09	0.00 0.00 0.00 9,988.09	9,988.09
63743HFN7	NATIONAL RURAL UTILITIES COOPERATIVE FINANCE CORP 4.85 02/07/2029	03/19/2024 03/21/2024 2,500,000.00	2,481,775.00 0.00 0.00 2,481,775.00	18,187.50 0.00 28,291.67 10,104.17	0.00 0.00 0.00 10,104.17	10,104.17
63743HGCO	NATIONAL RURAL UTILITIES COOPERATIVE FINANCE CORP 4.3 12/10/2030	01/08/2026 01/09/2026 2,000,000.00	2,003,980.00 0.00 0.00 2,003,980.00	26,516.67 0.00 33,683.33 7,166.67	0.00 0.00 0.00 7,166.67	7,166.67
64952WFK4	NEW YORK LIFE GLOBAL FUNDING 4.6 12/05/2029	12/02/2024 12/05/2024 3,445,000.00	3,443,036.35 0.00 0.00 3,443,036.35	51,062.56 0.00 64,268.39 13,205.83	0.00 0.00 0.00 13,205.83	13,205.83
64952WFR9	NEW YORK LIFE GLOBAL FUNDING 4.25 01/09/2031	01/05/2026 01/09/2026 2,045,000.00	2,041,728.00 0.00 0.00 2,041,728.00	19,796.74 0.00 27,039.44 7,242.71	0.00 0.00 0.00 7,242.71	7,242.71
66815L2Q1	NORTHWESTERN MUTUAL GLOBAL FUNDING 4.71 01/10/2029	01/10/2024 01/10/2029 2,400,000.00	2,404,556.16 0.00 0.00 2,404,556.16	25,434.00 0.00 34,854.00 9,420.00	0.00 0.00 0.00 9,420.00	9,420.00
66815L2Z1	NORTHWESTERN MUTUAL GLOBAL FUNDING 4.3 01/13/2031	01/06/2026 01/13/2026 2,535,000.00	2,534,771.85 0.00 0.00 2,534,771.85	23,617.75 0.00 32,701.50 9,083.75	0.00 0.00 0.00 9,083.75	9,083.75

INCOME EARNED



Cusip	Security Description	Trade Date Settle Date Units	Book Value: Begin Book Value: Acq Book Value: Disp Book Value: End	Prior Accrued Inc. Received Ending Accrued Total Interest	Accr. Of Discount Amort. Of Premium Net Accret/Amort Income Earned	Total Income
69371RT71	PACCAR FINANCIAL CORP 4.55 05/08/2030	05/29/2025 05/30/2025 4,000,000.00	4,006,560.00 0.00 0.00 4,006,560.00	72,294.44 0.00 87,461.11 15,166.67	0.00 0.00 0.00 15,166.67	15,166.67
6944PL3M9	PACIFIC LIFE GLOBAL FUNDING II 4.375 02/03/2031	01/29/2026 02/03/2026 2,000,000.00	2,002,760.00 0.00 0.00 2,002,760.00	14,097.22 0.00 21,388.89 7,291.67	0.00 0.00 0.00 7,291.67	7,291.67
74153WCW7	PRICOA GLOBAL FUNDING I 4.7 05/28/2030	05/21/2025 05/28/2025 3,250,000.00	3,244,702.50 0.00 0.00 3,244,702.50	52,189.58 0.00 64,918.75 12,729.17	0.00 0.00 0.00 12,729.17	12,729.17
743315BC6	PROGRESSIVE CORP 4.6 03/26/2031	04/13/2026 04/14/2026 3,000,000.00	0.00 3,024,090.00 0.00 3,024,090.00	0.00 (6,900.00) 13,416.67 6,516.67	0.00 0.00 0.00 6,516.67	6,516.67
74340XCQ2	PROLOGIS LP 4.75 01/15/2031	01/14/2026 01/15/2026 2,000,000.00	2,046,500.00 0.00 0.00 2,046,500.00	20,055.56 0.00 27,972.22 7,916.67	0.00 0.00 0.00 7,916.67	7,916.67
74460DAD1	PUBLIC STORAGE OPERATING CO 3.385 05/01/2029	01/14/2026 01/15/2026 2,000,000.00	2,762,330.00 0.00 0.00 2,762,330.00	42,312.50 0.00 50,775.00 8,462.50	0.00 0.00 0.00 8,462.50	8,462.50
79466LAQ7	SALESFORCE INC 4.5 03/15/2028	03/12/2026 03/13/2026 2,530,000.00	2,536,135.25 0.00 0.00 2,536,135.25	5,692.50 0.00 15,180.00 9,487.50	0.00 0.00 0.00 9,487.50	9,487.50
828807DK0	SIMON PROPERTY GROUP LP 2.65 07/15/2030	08/19/2025 08/20/2025 4,500,000.00	4,170,105.00 0.00 0.00 4,170,105.00	25,175.00 0.00 35,112.50 9,937.50	0.00 0.00 0.00 9,937.50	9,937.50
880591EZ1	TENNESSEE VALLEY AUTHORITY 3.875 03/15/2028	05/04/2023 05/05/2023 3,500,000.00	3,548,755.00 0.00 0.00 3,548,755.00	6,027.78 0.00 17,329.86 11,302.08	0.00 0.00 0.00 11,302.08	11,302.08

INCOME EARNED



Cusip	Security Description	Trade Date Settle Date Units	Book Value: Begin Book Value: Acq Book Value: Disp Book Value: End	Prior Accrued Inc. Received Ending Accrued Total Interest	Accr. Of Discount Amort. Of Premium Net Accret/Amort Income Earned	Total Income
89115A2Y7	TORONTO-DOMINION BANK 4.994 04/05/2029	03/26/2024 04/05/2024 2,330,000.00	2,330,000.00 0.00 0.00 2,330,000.00	56,887.21 58,180.10 8,403.79 9,696.68	0.00 0.00 0.00 9,696.68	9,696.68
89236TNA9	TOYOTA MOTOR CREDIT CORP 4.95 01/09/2030	01/06/2025 01/09/2025 3,655,000.00	3,647,178.30 0.00 0.00 3,647,178.30	41,210.13 0.00 56,287.00 15,076.88	0.00 0.00 0.00 15,076.88	15,076.88
91282CCW9	UNITED STATES TREASURY 0.75 08/31/2026	09/23/2021 09/24/2021 0.00	1,459,606.64 0.00 (1,459,606.64) 0.00	958.70 1,348.17 0.00 389.47	0.00 0.00 0.00 389.47	389.47
91282CCZ2	UNITED STATES TREASURY 0.875 09/30/2026	10/18/2021 10/19/2021 3,130,000.00	3,083,172.27 0.00 0.00 3,083,172.27	74.83 0.00 2,319.71 2,244.88	0.00 0.00 0.00 2,244.88	2,244.88
91282CDG3	UNITED STATES TREASURY 1.125 10/31/2026	11/15/2021 11/17/2021 3,120,000.00	3,100,987.50 0.00 0.00 3,100,987.50	14,738.12 17,550.00 95.38 2,907.26	0.00 0.00 0.00 2,907.26	2,907.26
91282CEW7	UNITED STATES TREASURY 3.25 06/30/2027	6,650,000.00	6,690,380.86 0.00 0.00 6,690,380.86	54,329.77 0.00 72,240.68 17,910.91	0.00 0.00 0.00 17,910.91	17,910.91
91282CFM8	UNITED STATES TREASURY 4.125 09/30/2027	2,800,000.00	2,770,000.01 0.00 0.00 2,770,000.01	315.57 0.00 9,782.79 9,467.21	0.00 0.00 0.00 9,467.21	9,467.21
91282CFZ9	UNITED STATES TREASURY 3.875 11/30/2027	4,600,000.00	4,628,085.94 0.00 0.00 4,628,085.94	59,743.13 0.00 74,434.07 14,690.93	0.00 0.00 0.00 14,690.93	14,690.93
91282CGC9	UNITED STATES TREASURY 3.875 12/31/2027	7,000,000.00	7,028,945.31 0.00 0.00 7,028,945.31	68,187.15 0.00 90,666.44 22,479.28	0.00 0.00 0.00 22,479.28	22,479.28

INCOME EARNED



Cusip	Security Description	Trade Date Settle Date Units	Book Value: Begin Book Value: Acq Book Value: Disp Book Value: End	Prior Accrued Inc. Received Ending Accrued Total Interest	Accr. Of Discount Amort. Of Premium Net Accret/Amort Income Earned	Total Income
91282CGH8	UNITED STATES TREASURY 3.5 01/31/2028	02/16/2023 02/17/2023 7,000,000.00	6,828,007.81 0.00 0.00 6,828,007.81	40,607.73 0.00 60,911.60 20,303.87	0.00 0.00 0.00 20,303.87	20,303.87
91282CGP0	UNITED STATES TREASURY 4.0 02/29/2028	02/23/2023 02/28/2023 7,000,000.00	6,949,960.94 0.00 0.00 6,949,960.94	24,347.83 0.00 47,173.91 22,826.09	0.00 0.00 0.00 22,826.09	22,826.09
91282CHE4	UNITED STATES TREASURY 3.625 05/31/2028	06/14/2023 06/20/2023 7,000,000.00	6,884,335.94 0.00 0.00 6,884,335.94	85,048.08 0.00 105,961.54 20,913.46	0.00 0.00 0.00 20,913.46	20,913.46
91282CHX2	UNITED STATES TREASURY 4.375 08/31/2028	09/25/2023 09/26/2023 1,900,000.00	1,879,960.94 0.00 0.00 1,879,960.94	7,228.26 0.00 14,004.76 6,776.49	0.00 0.00 0.00 6,776.49	6,776.49
91282CJA0	UNITED STATES TREASURY 4.625 09/30/2028	10/04/2023 10/05/2023 5,800,000.00	5,763,296.88 0.00 0.00 5,763,296.88	732.92 0.00 22,720.63 21,987.70	0.00 0.00 0.00 21,987.70	21,987.70
91282CJF9	UNITED STATES TREASURY 4.875 10/31/2028	10/27/2023 10/31/2023 2,000,000.00	2,007,578.13 0.00 0.00 2,007,578.13	40,939.23 48,750.00 264.95 8,075.72	0.00 0.00 0.00 8,075.72	8,075.72
91282CJN2	UNITED STATES TREASURY 4.375 11/30/2028	12/28/2023 12/29/2023 3,400,000.00	3,482,875.00 0.00 0.00 3,482,875.00	49,855.77 0.00 62,115.38 12,259.62	0.00 0.00 0.00 12,259.62	12,259.62
91282CJR3	UNITED STATES TREASURY 3.75 12/31/2028	11,000,000.00	10,883,007.81 0.00 0.00 10,883,007.81	103,694.75 0.00 137,879.83 34,185.08	0.00 0.00 0.00 34,185.08	34,185.08
91282CJW2	UNITED STATES TREASURY 4.0 01/31/2029	02/13/2024 02/14/2024 5,000,000.00	4,943,164.06 0.00 0.00 4,943,164.06	33,149.17 0.00 49,723.76 16,574.59	0.00 0.00 0.00 16,574.59	16,574.59

INCOME EARNED



Cusip	Security Description	Trade Date Settle Date Units	Book Value: Begin Book Value: Acq Book Value: Disp Book Value: End	Prior Accrued Inc. Received Ending Accrued Total Interest	Accr. Of Discount Amort. Of Premium Net Accret/Amort Income Earned	Total Income
91282CKD2	UNITED STATES TREASURY 4.25 02/28/2029	02/27/2024 02/29/2024 7,000,000.00	6,985,234.38 0.00 0.00 6,985,234.38	25,869.57 0.00 50,122.28 24,252.72	0.00 0.00 0.00 24,252.72	24,252.72
91282CKG5	UNITED STATES TREASURY 4.125 03/31/2029	04/10/2024 04/12/2024 7,000,000.00	6,848,515.63 0.00 0.00 6,848,515.63	788.93 0.00 24,456.97 23,668.03	0.00 0.00 0.00 23,668.03	23,668.03
91282CKP5	UNITED STATES TREASURY 4.625 04/30/2029	7,000,000.00	7,043,730.48 0.00 0.00 7,043,730.48	135,939.23 161,875.00 879.76 26,815.53	0.00 0.00 0.00 26,815.53	26,815.53
91282CKT7	UNITED STATES TREASURY 4.5 05/31/2029	06/20/2024 06/21/2024 4,400,000.00	4,445,375.00 0.00 0.00 4,445,375.00	66,362.64 0.00 82,681.32 16,318.68	0.00 0.00 0.00 16,318.68	16,318.68
91282CKX8	UNITED STATES TREASURY 4.25 06/30/2029	07/18/2024 07/19/2024 4,000,000.00	4,028,281.25 0.00 0.00 4,028,281.25	42,734.81 0.00 56,823.20 14,088.40	0.00 0.00 0.00 14,088.40	14,088.40
91282CLK5	UNITED STATES TREASURY 3.625 08/31/2029	09/11/2024 09/13/2024 8,000,000.00	8,062,812.50 0.00 0.00 8,062,812.50	25,217.39 0.00 48,858.70 23,641.30	0.00 0.00 0.00 23,641.30	23,641.30
91282CLN9	UNITED STATES TREASURY 3.5 09/30/2029	8,500,000.00	8,437,500.00 0.00 0.00 8,437,500.00	812.84 0.00 25,198.09 24,385.25	0.00 0.00 0.00 24,385.25	24,385.25
91282CMA6	UNITED STATES TREASURY 4.125 11/30/2029	12/16/2024 12/17/2024 4,500,000.00	4,474,160.16 0.00 0.00 4,474,160.16	62,214.97 0.00 77,513.74 15,298.76	0.00 0.00 0.00 15,298.76	15,298.76
91282CMG3	UNITED STATES TREASURY 4.25 01/31/2030	02/07/2025 02/10/2025 4,500,000.00	4,483,300.78 0.00 0.00 4,483,300.78	31,698.90 0.00 47,548.34 15,849.45	0.00 0.00 0.00 15,849.45	15,849.45

INCOME EARNED



Cusip	Security Description	Trade Date Settle Date Units	Book Value: Begin Book Value: Acq Book Value: Disp Book Value: End	Prior Accrued Inc. Received Ending Accrued Total Interest	Accr. Of Discount Amort. Of Premium Net Accret/Amort Income Earned	Total Income
91282CMZ1	UNITED STATES TREASURY 3.875 04/30/2030	8,000,000.00	7,936,601.57 0.00 0.00 7,936,601.57	130,165.75 155,000.00 842.39 25,676.65	0.00 0.00 0.00 25,676.65	25,676.65
91282CNG2	UNITED STATES TREASURY 4.0 05/31/2030	8,000,000.00	7,996,953.12 0.00 0.00 7,996,953.12	107,252.75 0.00 133,626.37 26,373.63	0.00 0.00 0.00 26,373.63	26,373.63
91282CNK3	UNITED STATES TREASURY 3.875 06/30/2030	07/09/2025 07/10/2025 8,000,000.00	7,972,500.00 0.00 0.00 7,972,500.00	77,928.18 0.00 103,618.78 25,690.61	0.00 0.00 0.00 25,690.61	25,690.61
91282CPA3	UNITED STATES TREASURY 3.625 09/30/2030	10/10/2025 10/14/2025 3,500,000.00	3,495,625.00 0.00 0.00 3,495,625.00	346.65 0.00 10,746.24 10,399.59	0.00 0.00 0.00 10,399.59	10,399.59
91282CPN5	UNITED STATES TREASURY 3.5 11/30/2030	12/03/2025 12/04/2025 3,500,000.00	3,479,902.34 0.00 0.00 3,479,902.34	41,057.69 0.00 51,153.85 10,096.15	0.00 0.00 0.00 10,096.15	10,096.15
91282CQG9	UNITED STATES TREASURY 3.875 03/31/2031	04/08/2026 04/09/2026 4,000,000.00	0.00 3,991,718.75 0.00 3,991,718.75	0.00 (3,811.48) 13,128.42 9,316.94	0.00 0.00 0.00 9,316.94	9,316.94
92826CAZ5	VISA INC 4.1 02/12/2031	02/03/2026 02/12/2026 2,510,000.00	2,506,636.60 0.00 0.00 2,506,636.60	14,007.19 0.00 22,583.03 8,575.83	0.00 0.00 0.00 8,575.83	8,575.83
92970QAE5	WFCIT 2024-2 A 4.29 10/15/2029	10/17/2024 10/24/2024 2,330,000.00	2,329,653.76 0.00 0.00 2,329,653.76	4,442.53 8,329.75 4,442.53 8,329.75	0.00 0.00 0.00 8,329.75	8,329.75
95000U4D2	WELLS FARGO & CO 4.182 01/23/2030	01/15/2026 01/23/2026 2,470,000.00	2,470,000.00 0.00 0.00 2,470,000.00	19,511.35 0.00 28,119.30 8,607.95	0.00 0.00 0.00 8,607.95	8,607.95

INCOME EARNED



Cusip	Security Description	Trade Date Settle Date Units	Book Value: Begin Book Value: Acq Book Value: Disp Book Value: End	Prior Accrued Inc. Received Ending Accrued Total Interest	Accr. Of Discount Amort. Of Premium Net Accret/Amort Income Earned	Total Income
			378,327,349.90	2,860,803.87	0.00	
			10,182,215.00	1,170,309.96	0.00	
			(11,705,135.20)	2,937,635.60	0.00	
Total Fixed Income		381,466,636.27	376,804,429.70	1,247,141.69	1,247,141.69	1,247,141.69
LAIF						
			55,590,171.52	0.00	0.00	
90LAIF\$00	Local Agency Investment Fund State Pool		13,696,162.72	596,162.72	0.00	596,162.72
		33,286,334.24	(36,000,000.00)	0.00	0.00	
			33,286,334.24	596,162.72	596,162.72	
			55,590,171.52	0.00	0.00	
			13,696,162.72	596,162.72	0.00	
			(36,000,000.00)	0.00	0.00	
Total LAIF		33,286,334.24	33,286,334.24	596,162.72	596,162.72	596,162.72
			438,512,935.37	2,860,803.87	0.00	
			33,753,891.95	1,775,351.36	0.00	
			(54,871,020.07)	2,937,635.60	0.00	
TOTAL PORTFOLIO		421,632,743.20	416,970,536.64	1,852,183.09	1,852,183.09	1,852,183.09

CASH FLOW REPORT



Payment Date	Transaction Type	CUSIP	Quantity	Security Description	Principal Amount	Income	Total Amount
MAY 2026							
05/01/2026	Coupon	74460DAD1	0.00	PUBLIC STORAGE OPERATING CO 3.385 05/01/2029		50,775.00	50,775.00
05/04/2026	Dividend	60934N807	0.00	FEDERATED HRMS GV O SVC	10,935.37		10,935.37
05/08/2026	Coupon	69371RT71	4,000,000.00	PACCAR FINANCIAL CORP 4.55 05/08/2030		91,000.00	91,000.00
05/15/2026	Coupon	02582JKH2	3,070,000.00	AMXCA 2024-1 A 5.23 04/16/2029		13,380.08	13,380.08
05/15/2026	Coupon	02582JKP4	3,380,000.00	AMXCA 2025-2 A 4.28 04/15/2030		12,055.33	12,055.33
05/15/2026	Coupon	05522RDH8	2,000,000.00	BACCT 2023-2 A 4.98 11/16/2026		8,300.00	8,300.00
05/15/2026	Coupon	05522RDJ4	2,095,000.00	BACCT 2024-1 A 4.93 05/15/2029		8,606.96	8,606.96
05/15/2026	Coupon	161571HT4	3,645,000.00	CHAIT 2023-1 A 5.16 09/15/2028		15,673.50	15,673.50
05/15/2026	Coupon	26442CAX2	3,280,000.00	DUKE ENERGY CAROLINAS LLC 3.95 11/15/2028		64,780.00	64,780.00
05/15/2026	Coupon	437918AC9	2,039,285.57	HAROT 2024-1 A3 5.21 08/15/2028		8,853.90	8,853.90
05/15/2026	Principal Paydown	437918AC9	2,039,285.57	HAROT 2024-1 A3 5.21 08/15/2028	160,047.65		160,047.65
05/15/2026	Coupon	448973AD9	1,513,711.25	HART 2024-A A3 4.99 02/15/2029		6,294.52	6,294.52
05/15/2026	Principal Paydown	448973AD9	1,513,711.25	HART 2024-A A3 4.99 02/15/2029	98,923.19		98,923.19
05/15/2026	Coupon	44934FAD7	772,409.47	HALST 2024-B A3 5.41 05/17/2027		3,482.28	3,482.28
05/15/2026	Principal Paydown	44934FAD7	772,409.47	HALST 2024-B A3 5.41 05/17/2027	231,199.34		231,199.34
05/15/2026	Coupon	44935CAD3	2,625,000.00	HART 2025-A A3 4.32 10/15/2029		9,450.00	9,450.00
05/15/2026	Coupon	44935WAD9	2,090,000.00	HALST 2025-A A3 4.83 01/18/2028		8,412.25	8,412.25
05/15/2026	Coupon	47786WAD2	1,938,462.72	JDOT 2024-B A3 5.2 03/15/2029		8,400.01	8,400.01
05/15/2026	Principal Paydown	47786WAD2	1,938,462.72	JDOT 2024-B A3 5.2 03/15/2029	125,507.84		125,507.84
05/15/2026	Coupon	47800CAC0	427,162.94	JDOT 2023 A3 5.01 11/15/2027		1,883.70	1,883.70
05/15/2026	Principal Paydown	47800CAC0	427,162.94	JDOT 2023 A3 5.01 11/15/2027	71,281.92		71,281.92
05/15/2026	Coupon	47800DAD6	2,080,000.00	JDOT 2025 A3 4.23 09/17/2029		7,332.00	7,332.00
05/15/2026	Coupon	58770JAD6	924,478.71	MBALT 2024-A A3 5.32 01/18/2028		3,930.53	3,930.53
05/15/2026	Principal Paydown	58770JAD6	924,478.71	MBALT 2024-A A3 5.32 01/18/2028	98,049.58		98,049.58
05/15/2026	Coupon	92970QAE5	2,330,000.00	WFCIT 2024-2 A 4.29 10/15/2029		8,329.75	8,329.75
05/18/2026	Coupon	36268GAD7	1,191,081.84	GMCAR 2024-1 A3 4.85 12/18/2028		5,229.28	5,229.28
05/18/2026	Principal Paydown	36268GAD7	1,191,081.84	GMCAR 2024-1 A3 4.85 12/18/2028	92,278.98		92,278.98
05/18/2026	Coupon	437930AC4	1,033,329.24	HAROT 2024-2 A3 5.27 11/20/2028		4,711.11	4,711.11
05/18/2026	Principal Paydown	437930AC4	1,033,329.24	HAROT 2024-2 A3 5.27 11/20/2028	72,819.59		72,819.59

CASH FLOW REPORT



Payment Date	Transaction Type	CUSIP	Quantity	Security Description	Principal Amount	Income	Total Amount
05/20/2026	Coupon	36269WAD1	574,258.96	GMALT 2024-2 A3 5.39 07/20/2027		2,538.07	2,538.07
05/20/2026	Principal Paydown	36269WAD1	574,258.96	GMALT 2024-2 A3 5.39 07/20/2027	194,527.35		194,527.35
05/25/2026	Coupon	05611UAD5	167,065.96	BMWLT 2024-1 A3 4.98 03/25/2027		712.94	712.94
05/25/2026	Effective Maturity	05611UAD5	167,065.96	BMWLT 2024-1 A3 4.98 03/25/2027	171,793.53		171,793.53
05/25/2026	Coupon	096919AD7	1,359,521.39	BMWOT 2024-A A3 5.18 02/26/2029		6,269.91	6,269.91
05/25/2026	Principal Paydown	096919AD7	1,359,521.39	BMWOT 2024-A A3 5.18 02/26/2029	89,984.88		89,984.88
05/25/2026	Principal Paydown	3137BSRE5	2,586,410.28	FHMS K-059 A2 3.12 09/25/2026	5,691.15		5,691.15
05/25/2026	Principal Paydown	3137F4D41	2,974,457.94	FHMS K-074 A2 3.6 01/25/2028	5,755.62		5,755.62
05/26/2026	Coupon	3137BSP72	1,500,000.00	FHMS K-058 A2 2.653 08/25/2026		3,316.25	3,316.25
05/26/2026	Coupon	3137BSRE5	2,586,410.28	FHMS K-059 A2 3.12 09/25/2026		6,724.67	6,724.67
05/26/2026	Coupon	3137F4D41	2,974,457.94	FHMS K-074 A2 3.6 01/25/2028		8,923.37	8,923.37
05/26/2026	Coupon	3137F83Q4	5,000,000.00	FHMS K-121 A2 1.547 10/25/2030		6,445.83	6,445.83
05/26/2026	Coupon	3137F9Z79	3,500,000.00	FHMS K-125 A2 1.846 01/25/2031		5,384.17	5,384.17
05/26/2026	Coupon	3137FG6X8	5,320,000.00	FHMS K-077 A2 3.85 05/25/2028		17,068.33	17,068.33
05/26/2026	Coupon	3137FGR31	1,997,000.00	FHMS K-078 A2 3.854 06/25/2028		6,413.70	6,413.70
05/26/2026	Coupon	3137FJEH8	3,148,000.00	FHMS K-081 A2 3.9 08/25/2028		10,231.00	10,231.00
05/26/2026	Coupon	3137FJKE8	2,500,000.00	FHMS K-082 A2 3.92 09/25/2028		8,166.67	8,166.67
05/26/2026	Coupon	3137FLMV3	4,950,000.00	FHMS K-090 A2 3.422 02/25/2029		14,115.75	14,115.75
05/26/2026	Coupon	3137FLYV0	3,000,000.00	FHMS K-092 A2 3.298 04/25/2029		8,245.00	8,245.00
05/26/2026	Coupon	3137H4BY5	5,000,000.00	FHMS K-746 A2 2.031 09/25/2028		8,462.50	8,462.50
05/26/2026	Coupon	3137H5YC5	8,000,000.00	FHMS K-748 A2 2.26 01/25/2029		15,066.67	15,066.67
05/28/2026	Coupon	74153WCW7	3,250,000.00	PRICOA GLOBAL FUNDING I 4.7 05/28/2030		76,375.00	76,375.00
May 2026 Total					1,428,796.00	545,340.03	1,974,136.03
JUNE 2026							
06/01/2026	Coupon	57629W4T4	1,850,000.00	MASSMUTUAL GLOBAL FUNDING II 5.15 05/30/2029		47,637.50	47,637.50
06/01/2026	Coupon	91282CFZ9	4,600,000.00	UNITED STATES TREASURY 3.875 11/30/2027		89,125.00	89,125.00
06/01/2026	Coupon	91282CHE4	7,000,000.00	UNITED STATES TREASURY 3.625 05/31/2028		126,875.00	126,875.00
06/01/2026	Coupon	91282CJN2	3,400,000.00	UNITED STATES TREASURY 4.375 11/30/2028		74,375.00	74,375.00
06/01/2026	Coupon	91282CKT7	4,400,000.00	UNITED STATES TREASURY 4.5 05/31/2029		99,000.00	99,000.00
06/01/2026	Coupon	91282CMA6	4,500,000.00	UNITED STATES TREASURY 4.125 11/30/2029		92,812.50	92,812.50
06/01/2026	Coupon	91282CNG2	8,000,000.00	UNITED STATES TREASURY 4.0 05/31/2030		160,000.00	160,000.00

CASH FLOW REPORT



Payment Date	Transaction Type	CUSIP	Quantity	Security Description	Principal Amount	Income	Total Amount
06/01/2026	Coupon	91282CPN5	3,500,000.00	UNITED STATES TREASURY 3.5 11/30/2030		61,250.00	61,250.00
06/05/2026	Coupon	64952WFK4	3,445,000.00	NEW YORK LIFE GLOBAL FUNDING 4.6 12/05/2029		79,235.00	79,235.00
06/10/2026	Coupon	63743HGC0	2,000,000.00	NATIONAL RURAL UTILITIES COOPERATIVE FINANCE CORP 4.3 12/10/2030		43,000.00	43,000.00
06/15/2026	Coupon	02582JKH2	3,070,000.00	AMXCA 2024-1 A 5.23 04/16/2029		13,380.08	13,380.08
06/15/2026	Coupon	02582JKP4	3,380,000.00	AMXCA 2025-2 A 4.28 04/15/2030		12,055.33	12,055.33
06/15/2026	Coupon	05522RDH8	2,000,000.00	BACCT 2023-2 A 4.98 11/16/2026		8,300.00	8,300.00
06/15/2026	Coupon	05522RDJ4	2,095,000.00	BACCT 2024-1 A 4.93 05/15/2029		8,606.96	8,606.96
06/15/2026	Coupon	161571HT4	3,645,000.00	CHAIT 2023-1 A 5.16 09/15/2028		15,673.50	15,673.50
06/15/2026	Coupon	437918AC9	2,039,285.57	HAROT 2024-1 A3 5.21 08/15/2028		8,159.02	8,159.02
06/15/2026	Principal Paydown	437918AC9	2,039,285.57	HAROT 2024-1 A3 5.21 08/15/2028	158,130.00		158,130.00
06/15/2026	Coupon	448973AD9	1,513,711.25	HART 2024-A A3 4.99 02/15/2029		5,883.16	5,883.16
06/15/2026	Principal Paydown	448973AD9	1,513,711.25	HART 2024-A A3 4.99 02/15/2029	98,119.25		98,119.25
06/15/2026	Coupon	44934FAD7	772,409.47	HALST 2024-B A3 5.41 05/17/2027		2,439.96	2,439.96
06/15/2026	Principal Paydown	44934FAD7	772,409.47	HALST 2024-B A3 5.41 05/17/2027	224,958.98		224,958.98
06/15/2026	Coupon	44935CAD3	2,625,000.00	HART 2025-A A3 4.32 10/15/2029		9,450.00	9,450.00
06/15/2026	Coupon	44935WAD9	2,090,000.00	HALST 2025-A A3 4.83 01/18/2028		8,412.25	8,412.25
06/15/2026	Coupon	47786WAD2	1,938,462.72	JDOT 2024-B A3 5.2 03/15/2029		7,856.14	7,856.14
06/15/2026	Principal Paydown	47786WAD2	1,938,462.72	JDOT 2024-B A3 5.2 03/15/2029	82,200.93		82,200.93
06/15/2026	Coupon	47800CAC0	427,162.94	JDOT 2023 A3 5.01 11/15/2027		1,586.10	1,586.10
06/15/2026	Principal Paydown	47800CAC0	427,162.94	JDOT 2023 A3 5.01 11/15/2027	62,349.63		62,349.63
06/15/2026	Coupon	47800DAD6	2,080,000.00	JDOT 2025 A3 4.23 09/17/2029		7,332.00	7,332.00
06/15/2026	Coupon	58770JAD6	924,478.71	MBALT 2024-A A3 5.32 01/18/2028		3,495.84	3,495.84
06/15/2026	Principal Paydown	58770JAD6	924,478.71	MBALT 2024-A A3 5.32 01/18/2028	115,899.05		115,899.05
06/15/2026	Coupon	92970QAE5	2,330,000.00	WFCIT 2024-2 A 4.29 10/15/2029		8,329.75	8,329.75
06/16/2026	Coupon	36268GAD7	1,191,081.84	GMCAR 2024-1 A3 4.85 12/18/2028		4,856.32	4,856.32
06/16/2026	Principal Paydown	36268GAD7	1,191,081.84	GMCAR 2024-1 A3 4.85 12/18/2028	90,859.30		90,859.30
06/18/2026	Coupon	437930AC4	1,033,329.24	HAROT 2024-2 A3 5.27 11/20/2028		4,391.31	4,391.31
06/18/2026	Principal Paydown	437930AC4	1,033,329.24	HAROT 2024-2 A3 5.27 11/20/2028	71,566.50		71,566.50
06/22/2026	Coupon	36269WAD1	574,258.96	GMALT 2024-2 A3 5.39 07/20/2027		1,664.32	1,664.32
06/22/2026	Principal Paydown	36269WAD1	574,258.96	GMALT 2024-2 A3 5.39 07/20/2027	188,238.01		188,238.01

CASH FLOW REPORT



Payment Date	Transaction Type	CUSIP	Quantity	Security Description	Principal Amount	Income	Total Amount
06/25/2026	Coupon	096919AD7	1,359,521.39	BMWOT 2024-A A3 5.18 02/26/2029		5,881.48	5,881.48
06/25/2026	Principal Paydown	096919AD7	1,359,521.39	BMWOT 2024-A A3 5.18 02/26/2029	88,438.38		88,438.38
06/25/2026	Coupon	3137BSP72	1,500,000.00	FHMS K-058 A2 2.653 08/25/2026		3,316.25	3,316.25
06/25/2026	Coupon	3137BSRE5	2,586,410.28	FHMS K-059 A2 3.12 09/25/2026		6,709.87	6,709.87
06/25/2026	Principal Paydown	3137BSRE5	2,586,410.28	FHMS K-059 A2 3.12 09/25/2026	5,403.76		5,403.76
06/25/2026	Coupon	3137F4D41	2,974,457.94	FHMS K-074 A2 3.6 01/25/2028		8,906.11	8,906.11
06/25/2026	Principal Paydown	3137F4D41	2,974,457.94	FHMS K-074 A2 3.6 01/25/2028	5,383.04		5,383.04
06/25/2026	Coupon	3137F83Q4	5,000,000.00	FHMS K-121 A2 1.547 10/25/2030		6,445.83	6,445.83
06/25/2026	Coupon	3137F9Z79	3,500,000.00	FHMS K-125 A2 1.846 01/25/2031		5,384.17	5,384.17
06/25/2026	Coupon	3137FG6X8	5,320,000.00	FHMS K-077 A2 3.85 05/25/2028		17,068.33	17,068.33
06/25/2026	Coupon	3137FGR31	1,997,000.00	FHMS K-078 A2 3.854 06/25/2028		6,413.70	6,413.70
06/25/2026	Coupon	3137FJEH8	3,148,000.00	FHMS K-081 A2 3.9 08/25/2028		10,231.00	10,231.00
06/25/2026	Coupon	3137FJKE8	2,500,000.00	FHMS K-082 A2 3.92 09/25/2028		8,166.67	8,166.67
06/25/2026	Coupon	3137FLMV3	4,950,000.00	FHMS K-090 A2 3.422 02/25/2029		14,115.75	14,115.75
06/25/2026	Coupon	3137FLYV0	3,000,000.00	FHMS K-092 A2 3.298 04/25/2029		8,245.00	8,245.00
06/25/2026	Coupon	3137H4BY5	5,000,000.00	FHMS K-746 A2 2.031 09/25/2028		8,462.50	8,462.50
06/25/2026	Coupon	3137H5YC5	8,000,000.00	FHMS K-748 A2 2.26 01/25/2029		15,066.67	15,066.67
06/25/2026	Coupon	437076DC3	3,000,000.00	HOME DEPOT INC 4.75 06/25/2029		71,250.00	71,250.00
06/30/2026	Coupon	3130AWN63	3,000,000.00	FEDERAL HOME LOAN BANKS 4.0 06/30/2028		60,000.00	60,000.00
06/30/2026	Coupon	91282CEW7	6,650,000.00	UNITED STATES TREASURY 3.25 06/30/2027		108,062.50	108,062.50
06/30/2026	Coupon	91282CGC9	7,000,000.00	UNITED STATES TREASURY 3.875 12/31/2027		135,625.00	135,625.00
06/30/2026	Coupon	91282CJR3	11,000,000.00	UNITED STATES TREASURY 3.75 12/31/2028		206,250.00	206,250.00
06/30/2026	Coupon	91282CKX8	4,000,000.00	UNITED STATES TREASURY 4.25 06/30/2029		85,000.00	85,000.00
06/30/2026	Coupon	91282CNK3	8,000,000.00	UNITED STATES TREASURY 3.875 06/30/2030		155,000.00	155,000.00
June 2026 Total					1,191,546.84	1,950,782.86	3,142,329.70
JULY 2026							
07/09/2026	Coupon	64952WFR9	2,045,000.00	NEW YORK LIFE GLOBAL FUNDING 4.25 01/09/2031		43,456.25	43,456.25
07/09/2026	Coupon	89236TNA9	3,655,000.00	TOYOTA MOTOR CREDIT CORP 4.95 01/09/2030		90,461.25	90,461.25
07/10/2026	Coupon	66815L2Q1	2,400,000.00	NORTHWESTERN MUTUAL GLOBAL FUNDING 4.71 01/10/2029		56,520.00	56,520.00

CASH FLOW REPORT



Payment Date	Transaction Type	CUSIP	Quantity	Security Description	Principal Amount	Income	Total Amount
07/13/2026	Coupon	59217GER6	2,485,000.00	METROPOLITAN LIFE GLOBAL FUNDING I 1.875 01/11/2027		23,296.88	23,296.88
07/13/2026	Coupon	59217GFU8	2,000,000.00	METROPOLITAN LIFE GLOBAL FUNDING I 4.35 01/12/2031		43,500.00	43,500.00
07/13/2026	Coupon	66815L2Z1	2,535,000.00	NORTHWESTERN MUTUAL GLOBAL FUNDING 4.3 01/13/2031		54,502.50	54,502.50
07/15/2026	Coupon	02582JKH2	3,070,000.00	AMXCA 2024-1 A 5.23 04/16/2029		13,380.08	13,380.08
07/15/2026	Coupon	02582JKP4	3,380,000.00	AMXCA 2025-2 A 4.28 04/15/2030		12,055.33	12,055.33
07/15/2026	Coupon	05522RDH8	2,000,000.00	BACCT 2023-2 A 4.98 11/16/2026		8,300.00	8,300.00
07/15/2026	Coupon	05522RDJ4	2,095,000.00	BACCT 2024-1 A 4.93 05/15/2029		8,606.96	8,606.96
07/15/2026	Coupon	161571HT4	3,645,000.00	CHAIT 2023-1 A 5.16 09/15/2028		15,673.50	15,673.50
07/15/2026	Coupon	437918AC9	2,039,285.57	HAROT 2024-1 A3 5.21 08/15/2028		7,472.48	7,472.48
07/15/2026	Principal Paydown	437918AC9	2,039,285.57	HAROT 2024-1 A3 5.21 08/15/2028	154,603.08		154,603.08
07/15/2026	Coupon	448973AD9	1,513,711.25	HART 2024-A A3 4.99 02/15/2029		5,475.15	5,475.15
07/15/2026	Principal Paydown	448973AD9	1,513,711.25	HART 2024-A A3 4.99 02/15/2029	96,209.31		96,209.31
07/15/2026	Coupon	44934FAD7	772,409.47	HALST 2024-B A3 5.41 05/17/2027		1,425.77	1,425.77
07/15/2026	Principal Paydown	44934FAD7	772,409.47	HALST 2024-B A3 5.41 05/17/2027	215,696.78		215,696.78
07/15/2026	Coupon	44935CAD3	2,625,000.00	HART 2025-A A3 4.32 10/15/2029		9,450.00	9,450.00
07/15/2026	Coupon	44935WAD9	2,090,000.00	HALST 2025-A A3 4.83 01/18/2028		8,412.25	8,412.25
07/15/2026	Principal Paydown	44935WAD9	2,090,000.00	HALST 2025-A A3 4.83 01/18/2028	62,893.77		62,893.77
07/15/2026	Coupon	47786WAD2	1,938,462.72	JDOT 2024-B A3 5.2 03/15/2029		7,499.93	7,499.93
07/15/2026	Principal Paydown	47786WAD2	1,938,462.72	JDOT 2024-B A3 5.2 03/15/2029	91,814.12		91,814.12
07/15/2026	Coupon	47800CAC0	427,162.94	JDOT 2023 A3 5.01 11/15/2027		1,325.79	1,325.79
07/15/2026	Principal Paydown	47800CAC0	427,162.94	JDOT 2023 A3 5.01 11/15/2027	64,602.01		64,602.01
07/15/2026	Coupon	47800DAD6	2,080,000.00	JDOT 2025 A3 4.23 09/17/2029		7,332.00	7,332.00
07/15/2026	Coupon	58770JAD6	924,478.71	MBALT 2024-A A3 5.32 01/18/2028		2,982.03	2,982.03
07/15/2026	Principal Paydown	58770JAD6	924,478.71	MBALT 2024-A A3 5.32 01/18/2028	106,247.37		106,247.37
07/15/2026	Coupon	74340XCQ2	2,000,000.00	PROLOGIS LP 4.75 01/15/2031		47,500.00	47,500.00
07/15/2026	Coupon	828807DK0	4,500,000.00	SIMON PROPERTY GROUP LP 2.65 07/15/2030		59,625.00	59,625.00
07/15/2026	Dividend	90LAIF\$00	33,286,334.24	Local Agency Investment Fund State Pool	156,767.62		156,767.62
07/15/2026	Coupon	92970QAE5	2,330,000.00	WFCIT 2024-2 A 4.29 10/15/2029		8,329.75	8,329.75
07/16/2026	Coupon	36268GAD7	1,191,081.84	GMCAR 2024-1 A3 4.85 12/18/2028		4,489.09	4,489.09

CASH FLOW REPORT



Payment Date	Transaction Type	CUSIP	Quantity	Security Description	Principal Amount	Income	Total Amount
07/16/2026	Principal Paydown	36268GAD7	1,191,081.84	GMCAR 2024-1 A3 4.85 12/18/2028	89,199.63		89,199.63
07/17/2026	Coupon	57629W5B2	2,140,000.00	MASSMUTUAL GLOBAL FUNDING II 4.85 01/17/2029		51,895.00	51,895.00
07/20/2026	Coupon	36269WAD1	574,258.96	GMALT 2024-2 A3 5.39 07/20/2027		818.81	818.81
07/20/2026	Principal Paydown	36269WAD1	574,258.96	GMALT 2024-2 A3 5.39 07/20/2027	175,296.92		175,296.92
07/20/2026	Coupon	437930AC4	1,033,329.24	HAROT 2024-2 A3 5.27 11/20/2028		4,077.01	4,077.01
07/20/2026	Principal Paydown	437930AC4	1,033,329.24	HAROT 2024-2 A3 5.27 11/20/2028	70,000.88		70,000.88
07/23/2026	Coupon	46647PAM8	2,500,000.00	JPMORGAN CHASE & CO 3.509 01/23/2029		43,862.50	43,862.50
07/23/2026	Coupon	95000U4D2	2,470,000.00	WELLS FARGO & CO 4.182 01/23/2030		51,647.70	51,647.70
07/27/2026	Coupon	096919AD7	1,359,521.39	BMWOT 2024-A A3 5.18 02/26/2029		5,499.72	5,499.72
07/27/2026	Principal Paydown	096919AD7	1,359,521.39	BMWOT 2024-A A3 5.18 02/26/2029	86,952.55		86,952.55
07/27/2026	Coupon	3137BSP72	1,500,000.00	FHMS K-058 A2 2.653 08/25/2026		3,316.25	3,316.25
07/27/2026	Principal Paydown	3137BSP72	1,500,000.00	FHMS K-058 A2 2.653 08/25/2026	733,595.07		733,595.07
07/27/2026	Coupon	3137BSRE5	2,586,410.28	FHMS K-059 A2 3.12 09/25/2026		6,695.82	6,695.82
07/27/2026	Principal Paydown	3137BSRE5	2,586,410.28	FHMS K-059 A2 3.12 09/25/2026	17,533.11		17,533.11
07/27/2026	Coupon	3137F4D41	2,974,457.94	FHMS K-074 A2 3.6 01/25/2028		8,889.96	8,889.96
07/27/2026	Principal Paydown	3137F4D41	2,974,457.94	FHMS K-074 A2 3.6 01/25/2028	5,790.77		5,790.77
07/27/2026	Coupon	3137F83Q4	5,000,000.00	FHMS K-121 A2 1.547 10/25/2030		6,445.83	6,445.83
07/27/2026	Coupon	3137F9Z79	3,500,000.00	FHMS K-125 A2 1.846 01/25/2031		5,384.17	5,384.17
07/27/2026	Coupon	3137FG6X8	5,320,000.00	FHMS K-077 A2 3.85 05/25/2028		17,068.33	17,068.33
07/27/2026	Coupon	3137FGR31	1,997,000.00	FHMS K-078 A2 3.854 06/25/2028		6,413.70	6,413.70
07/27/2026	Coupon	3137FJEH8	3,148,000.00	FHMS K-081 A2 3.9 08/25/2028		10,231.00	10,231.00
07/27/2026	Coupon	3137FJKE8	2,500,000.00	FHMS K-082 A2 3.92 09/25/2028		8,166.67	8,166.67
07/27/2026	Coupon	3137FLMV3	4,950,000.00	FHMS K-090 A2 3.422 02/25/2029		14,115.75	14,115.75
07/27/2026	Coupon	3137FLYV0	3,000,000.00	FHMS K-092 A2 3.298 04/25/2029		8,245.00	8,245.00
07/27/2026	Coupon	3137H4BY5	5,000,000.00	FHMS K-746 A2 2.031 09/25/2028		8,462.50	8,462.50
07/27/2026	Coupon	3137H5YC5	8,000,000.00	FHMS K-748 A2 2.26 01/25/2029		15,066.67	15,066.67
07/31/2026	Coupon	91282CGH8	7,000,000.00	UNITED STATES TREASURY 3.5 01/31/2028		122,500.00	122,500.00
07/31/2026	Coupon	91282CJW2	5,000,000.00	UNITED STATES TREASURY 4.0 01/31/2029		100,000.00	100,000.00
07/31/2026	Coupon	91282CMG3	4,500,000.00	UNITED STATES TREASURY 4.25 01/31/2030		95,625.00	95,625.00
July 2026 Total					2,127,202.99	1,135,499.37	3,262,702.36
AUGUST 2026							

CASH FLOW REPORT



Payment Date	Transaction Type	CUSIP	Quantity	Security Description	Principal Amount	Income	Total Amount
08/03/2026	Coupon	13063EGT7	4,395,000.00	CALIFORNIA STATE 4.5 08/01/2029		98,887.50	98,887.50
08/03/2026	Coupon	61747YFA8	2,650,000.00	MORGAN STANLEY 5.123 02/01/2029		67,879.75	67,879.75
08/03/2026	Coupon	6944PL3M9	2,000,000.00	PACIFIC LIFE GLOBAL FUNDING II 4.375 02/03/2031		43,750.00	43,750.00
08/07/2026	Coupon	63743HFN7	2,500,000.00	NATIONAL RURAL UTILITIES COOPERATIVE FINANCE CORP 4.85 02/07/2029		60,625.00	60,625.00
08/12/2026	Coupon	92826CAZ5	2,510,000.00	VISA INC 4.1 02/12/2031		51,455.00	51,455.00
08/17/2026	Coupon	02079KBK2	3,000,000.00	ALPHABET INC 4.1 02/15/2031		62,183.33	62,183.33
08/17/2026	Coupon	02582JKH2	3,070,000.00	AMXCA 2024-1 A 5.23 04/16/2029		13,380.08	13,380.08
08/17/2026	Coupon	02582JKP4	3,380,000.00	AMXCA 2025-2 A 4.28 04/15/2030		12,055.33	12,055.33
08/17/2026	Coupon	05522RDH8	2,000,000.00	BACCT 2023-2 A 4.98 11/16/2026		8,300.00	8,300.00
08/17/2026	Coupon	05522RDJ4	2,095,000.00	BACCT 2024-1 A 4.93 05/15/2029		8,606.96	8,606.96
08/17/2026	Coupon	161571HT4	3,645,000.00	CHAIT 2023-1 A 5.16 09/15/2028		15,673.50	15,673.50
08/17/2026	Coupon	171239AL0	3,700,000.00	CHUBB INA HOLDINGS LLC 4.65 08/15/2029		86,025.00	86,025.00
08/17/2026	Coupon	30303M8S4	2,280,000.00	META PLATFORMS INC 4.3 08/15/2029		49,020.00	49,020.00
08/17/2026	Coupon	36268GAD7	1,191,081.84	GMCAR 2024-1 A3 4.85 12/18/2028		4,128.58	4,128.58
08/17/2026	Principal Paydown	36268GAD7	1,191,081.84	GMCAR 2024-1 A3 4.85 12/18/2028	86,759.58		86,759.58
08/17/2026	Coupon	437918AC9	2,039,285.57	HAROT 2024-1 A3 5.21 08/15/2028		6,801.24	6,801.24
08/17/2026	Principal Paydown	437918AC9	2,039,285.57	HAROT 2024-1 A3 5.21 08/15/2028	150,591.82		150,591.82
08/17/2026	Coupon	448973AD9	1,513,711.25	HART 2024-A A3 4.99 02/15/2029		5,075.08	5,075.08
08/17/2026	Principal Paydown	448973AD9	1,513,711.25	HART 2024-A A3 4.99 02/15/2029	93,625.48		93,625.48
08/17/2026	Coupon	44934FAD7	772,409.47	HALST 2024-B A3 5.41 05/17/2027		453.33	453.33
08/17/2026	Effective Maturity	44934FAD7	772,409.47	HALST 2024-B A3 5.41 05/17/2027	100,554.37		100,554.37
08/17/2026	Coupon	44935CAD3	2,625,000.00	HART 2025-A A3 4.32 10/15/2029		9,450.00	9,450.00
08/17/2026	Coupon	44935WAD9	2,090,000.00	HALST 2025-A A3 4.83 01/18/2028		8,159.10	8,159.10
08/17/2026	Principal Paydown	44935WAD9	2,090,000.00	HALST 2025-A A3 4.83 01/18/2028	218,404.16		218,404.16
08/17/2026	Coupon	47786WAD2	1,938,462.72	JDOT 2024-B A3 5.2 03/15/2029		7,102.07	7,102.07
08/17/2026	Principal Paydown	47786WAD2	1,938,462.72	JDOT 2024-B A3 5.2 03/15/2029	96,853.64		96,853.64
08/17/2026	Coupon	47800CAC0	427,162.94	JDOT 2023 A3 5.01 11/15/2027		1,056.08	1,056.08
08/17/2026	Principal Paydown	47800CAC0	427,162.94	JDOT 2023 A3 5.01 11/15/2027	60,046.71		60,046.71
08/17/2026	Coupon	47800DAD6	2,080,000.00	JDOT 2025 A3 4.23 09/17/2029		7,332.00	7,332.00
08/17/2026	Coupon	58770JAD6	924,478.71	MBALT 2024-A A3 5.32 01/18/2028		2,511.00	2,511.00

CASH FLOW REPORT



Payment Date	Transaction Type	CUSIP	Quantity	Security Description	Principal Amount	Income	Total Amount
08/17/2026	Principal Paydown	58770JAD6	924,478.71	MBALT 2024-A A3 5.32 01/18/2028	106,604.34		106,604.34
08/17/2026	Coupon	92970QAE5	2,330,000.00	WFCIT 2024-2 A 4.29 10/15/2029		8,329.75	8,329.75
08/18/2026	Coupon	437930AC4	1,033,329.24	HAROT 2024-2 A3 5.27 11/20/2028		3,769.59	3,769.59
08/18/2026	Principal Paydown	437930AC4	1,033,329.24	HAROT 2024-2 A3 5.27 11/20/2028	68,096.50		68,096.50
08/20/2026	Coupon	36269WAD1	574,258.96	GMALT 2024-2 A3 5.39 07/20/2027		31.44	31.44
08/20/2026	Effective Maturity	36269WAD1	574,258.96	GMALT 2024-2 A3 5.39 07/20/2027	6,999.36		6,999.36
08/25/2026	Coupon	096919AD7	1,359,521.39	BMWOT 2024-A A3 5.18 02/26/2029		5,124.37	5,124.37
08/25/2026	Principal Paydown	096919AD7	1,359,521.39	BMWOT 2024-A A3 5.18 02/26/2029	84,700.95		84,700.95
08/25/2026	Coupon	3137BSP72	1,500,000.00	FHMS K-058 A2 2.653 08/25/2026		1,694.39	1,694.39
08/25/2026	Final Maturity	3137BSP72	1,500,000.00	FHMS K-058 A2 2.653 08/25/2026	766,404.93		766,404.93
08/25/2026	Coupon	3137BSRE5	2,586,410.28	FHMS K-059 A2 3.12 09/25/2026		6,650.23	6,650.23
08/25/2026	Principal Paydown	3137BSRE5	2,586,410.28	FHMS K-059 A2 3.12 09/25/2026	488,419.54		488,419.54
08/25/2026	Coupon	3137F4D41	2,974,457.94	FHMS K-074 A2 3.6 01/25/2028		8,872.59	8,872.59
08/25/2026	Principal Paydown	3137F4D41	2,974,457.94	FHMS K-074 A2 3.6 01/25/2028	5,419.90		5,419.90
08/25/2026	Coupon	3137F83Q4	5,000,000.00	FHMS K-121 A2 1.547 10/25/2030		6,445.83	6,445.83
08/25/2026	Coupon	3137F9Z79	3,500,000.00	FHMS K-125 A2 1.846 01/25/2031		5,384.17	5,384.17
08/25/2026	Coupon	3137FG6X8	5,320,000.00	FHMS K-077 A2 3.85 05/25/2028		17,068.33	17,068.33
08/25/2026	Coupon	3137FGR31	1,997,000.00	FHMS K-078 A2 3.854 06/25/2028		6,413.70	6,413.70
08/25/2026	Coupon	3137FJEH8	3,148,000.00	FHMS K-081 A2 3.9 08/25/2028		10,231.00	10,231.00
08/25/2026	Coupon	3137FJKE8	2,500,000.00	FHMS K-082 A2 3.92 09/25/2028		8,166.67	8,166.67
08/25/2026	Coupon	3137FLMV3	4,950,000.00	FHMS K-090 A2 3.422 02/25/2029		14,115.75	14,115.75
08/25/2026	Coupon	3137FLYV0	3,000,000.00	FHMS K-092 A2 3.298 04/25/2029		8,245.00	8,245.00
08/25/2026	Coupon	3137H4BY5	5,000,000.00	FHMS K-746 A2 2.031 09/25/2028		8,462.50	8,462.50
08/25/2026	Coupon	3137H5YC5	8,000,000.00	FHMS K-748 A2 2.26 01/25/2029		15,066.67	15,066.67
08/26/2026	Coupon	17275RBR2	1,960,000.00	CISCO SYSTEMS INC 4.85 02/26/2029		47,530.00	47,530.00
08/27/2026	Coupon	14913UAJ9	2,500,000.00	CATERPILLAR FINANCIAL SERVICES CORP 4.85 02/27/2029		60,625.00	60,625.00
08/31/2026	Coupon	91282CGP0	7,000,000.00	UNITED STATES TREASURY 4.0 02/29/2028		140,000.00	140,000.00
08/31/2026	Coupon	91282CHX2	1,900,000.00	UNITED STATES TREASURY 4.375 08/31/2028		41,562.50	41,562.50
08/31/2026	Coupon	91282CKD2	7,000,000.00	UNITED STATES TREASURY 4.25 02/28/2029		148,750.00	148,750.00
08/31/2026	Coupon	91282CLK5	8,000,000.00	UNITED STATES TREASURY 3.625 08/31/2029		145,000.00	145,000.00
August 2026 Total					2,333,481.29	1,347,449.42	3,680,930.71

CASH FLOW REPORT



Payment Date	Transaction Type	CUSIP	Quantity	Security Description	Principal Amount	Income	Total Amount
SEPTEMBER 2026							
09/08/2026	Coupon	02665WFY2	2,000,000.00	AMERICAN HONDA FINANCE CORP 4.8 03/05/2030		48,000.00	48,000.00
09/15/2026	Coupon	02582JKH2	3,070,000.00	AMXCA 2024-1 A 5.23 04/16/2029		13,380.08	13,380.08
09/15/2026	Coupon	02582JKP4	3,380,000.00	AMXCA 2025-2 A 4.28 04/15/2030		12,055.33	12,055.33
09/15/2026	Coupon	05522RDH8	2,000,000.00	BACCT 2023-2 A 4.98 11/16/2026		8,300.00	8,300.00
09/15/2026	Coupon	05522RDJ4	2,095,000.00	BACCT 2024-1 A 4.93 05/15/2029		8,606.96	8,606.96
09/15/2026	Coupon	161571HT4	3,645,000.00	CHAIT 2023-1 A 5.16 09/15/2028		15,673.50	15,673.50
09/15/2026	Effective Maturity	161571HT4	3,645,000.00	CHAIT 2023-1 A 5.16 09/15/2028	3,645,000.00		3,645,000.00
09/15/2026	Coupon	26442UAH7	1,500,000.00	DUKE ENERGY PROGRESS LLC 3.45 03/15/2029		25,875.00	25,875.00
09/15/2026	Coupon	437076DJ8	3,000,000.00	HOME DEPOT INC 3.95 09/15/2030		59,250.00	59,250.00
09/15/2026	Coupon	437918AC9	2,039,285.57	HAROT 2024-1 A3 5.21 08/15/2028		6,147.42	6,147.42
09/15/2026	Principal Paydown	437918AC9	2,039,285.57	HAROT 2024-1 A3 5.21 08/15/2028	127,855.52		127,855.52
09/15/2026	Coupon	448973AD9	1,513,711.25	HART 2024-A A3 4.99 02/15/2029		4,685.75	4,685.75
09/15/2026	Principal Paydown	448973AD9	1,513,711.25	HART 2024-A A3 4.99 02/15/2029	87,523.69		87,523.69
09/15/2026	Coupon	44935CAD3	2,625,000.00	HART 2025-A A3 4.32 10/15/2029		9,450.00	9,450.00
09/15/2026	Coupon	44935WAD9	2,090,000.00	HALST 2025-A A3 4.83 01/18/2028		7,280.03	7,280.03
09/15/2026	Principal Paydown	44935WAD9	2,090,000.00	HALST 2025-A A3 4.83 01/18/2028	244,794.47		244,794.47
09/15/2026	Coupon	47786WAD2	1,938,462.72	JDOT 2024-B A3 5.2 03/15/2029		6,682.37	6,682.37
09/15/2026	Principal Paydown	47786WAD2	1,938,462.72	JDOT 2024-B A3 5.2 03/15/2029	105,475.22		105,475.22
09/15/2026	Coupon	47800CAC0	427,162.94	JDOT 2023 A3 5.01 11/15/2027		805.38	805.38
09/15/2026	Principal Paydown	47800CAC0	427,162.94	JDOT 2023 A3 5.01 11/15/2027	58,096.30		58,096.30
09/15/2026	Coupon	47800DAD6	2,080,000.00	JDOT 2025 A3 4.23 09/17/2029		7,332.00	7,332.00
09/15/2026	Coupon	58770JAD6	924,478.71	MBALT 2024-A A3 5.32 01/18/2028		2,038.38	2,038.38
09/15/2026	Principal Paydown	58770JAD6	924,478.71	MBALT 2024-A A3 5.32 01/18/2028	114,267.16		114,267.16
09/15/2026	Coupon	79466LAQ7	2,530,000.00	SALESFORCE INC 4.5 03/15/2028		57,557.50	57,557.50
09/15/2026	Coupon	880591EZ1	3,500,000.00	TENNESSEE VALLEY AUTHORITY 3.875 03/15/2028		67,812.50	67,812.50
09/15/2026	Coupon	92970QAE5	2,330,000.00	WFCIT 2024-2 A 4.29 10/15/2029		8,329.75	8,329.75
09/16/2026	Coupon	36268GAD7	1,191,081.84	GMCAR 2024-1 A3 4.85 12/18/2028		3,777.93	3,777.93
09/16/2026	Principal Paydown	36268GAD7	1,191,081.84	GMCAR 2024-1 A3 4.85 12/18/2028	77,822.00		77,822.00
09/18/2026	Coupon	437930AC4	1,033,329.24	HAROT 2024-2 A3 5.27 11/20/2028		3,470.53	3,470.53

CASH FLOW REPORT



Payment Date	Transaction Type	CUSIP	Quantity	Security Description	Principal Amount	Income	Total Amount
09/18/2026	Principal Paydown	437930AC4	1,033,329.24	HAROT 2024-2 A3 5.27 11/20/2028	66,710.14		66,710.14
09/21/2026	Coupon	459058LR2	4,500,000.00	INTERNATIONAL BANK FOR RECONSTRUCTION AND DEVELOPM 4.125 03/20/2030		92,812.50	92,812.50
09/25/2026	Coupon	096919AD7	1,359,521.39	BMWOT 2024-A A3 5.18 02/26/2029		4,758.75	4,758.75
09/25/2026	Principal Paydown	096919AD7	1,359,521.39	BMWOT 2024-A A3 5.18 02/26/2029	83,182.88		83,182.88
09/25/2026	Coupon	3137BSRE5	2,586,410.28	FHMS K-059 A2 3.12 09/25/2026		5,380.34	5,380.34
09/25/2026	Final Maturity	3137BSRE5	2,586,410.28	FHMS K-059 A2 3.12 09/25/2026	2,069,362.71		2,069,362.71
09/25/2026	Coupon	3137F4D41	2,974,457.94	FHMS K-074 A2 3.6 01/25/2028		8,856.33	8,856.33
09/25/2026	Principal Paydown	3137F4D41	2,974,457.94	FHMS K-074 A2 3.6 01/25/2028	5,437.70		5,437.70
09/25/2026	Coupon	3137F83Q4	5,000,000.00	FHMS K-121 A2 1.547 10/25/2030		6,445.83	6,445.83
09/25/2026	Coupon	3137F9Z79	3,500,000.00	FHMS K-125 A2 1.846 01/25/2031		5,384.17	5,384.17
09/25/2026	Coupon	3137FG6X8	5,320,000.00	FHMS K-077 A2 3.85 05/25/2028		17,068.33	17,068.33
09/25/2026	Coupon	3137FGR31	1,997,000.00	FHMS K-078 A2 3.854 06/25/2028		6,413.70	6,413.70
09/25/2026	Coupon	3137FJEH8	3,148,000.00	FHMS K-081 A2 3.9 08/25/2028		10,231.00	10,231.00
09/25/2026	Coupon	3137FJKE8	2,500,000.00	FHMS K-082 A2 3.92 09/25/2028		8,166.67	8,166.67
09/25/2026	Coupon	3137FLMV3	4,950,000.00	FHMS K-090 A2 3.422 02/25/2029		14,115.75	14,115.75
09/25/2026	Coupon	3137FLYV0	3,000,000.00	FHMS K-092 A2 3.298 04/25/2029		8,245.00	8,245.00
09/25/2026	Coupon	3137H4BY5	5,000,000.00	FHMS K-746 A2 2.031 09/25/2028		8,462.50	8,462.50
09/25/2026	Coupon	3137H5YC5	8,000,000.00	FHMS K-748 A2 2.26 01/25/2029		15,066.67	15,066.67
09/28/2026	Coupon	40139LBJ1	3,050,000.00	GUARDIAN LIFE GLOBAL FUNDING 4.179 09/26/2029		63,729.75	63,729.75
09/28/2026	Coupon	743315BC6	3,000,000.00	PROGRESSIVE CORP 4.6 03/26/2031		69,000.00	69,000.00
09/30/2026	Coupon	91282CCZ2	3,130,000.00	UNITED STATES TREASURY 0.875 09/30/2026		13,693.75	13,693.75
09/30/2026	Final Maturity	91282CCZ2	3,130,000.00	UNITED STATES TREASURY 0.875 09/30/2026	3,130,000.00		3,130,000.00
09/30/2026	Coupon	91282CFM8	2,800,000.00	UNITED STATES TREASURY 4.125 09/30/2027		57,750.00	57,750.00
09/30/2026	Coupon	91282CJA0	5,800,000.00	UNITED STATES TREASURY 4.625 09/30/2028		134,125.00	134,125.00
09/30/2026	Coupon	91282CKG5	7,000,000.00	UNITED STATES TREASURY 4.125 03/31/2029		144,375.00	144,375.00
09/30/2026	Coupon	91282CLN9	8,500,000.00	UNITED STATES TREASURY 3.5 09/30/2029		148,750.00	148,750.00
09/30/2026	Coupon	91282CPA3	3,500,000.00	UNITED STATES TREASURY 3.625 09/30/2030		63,437.50	63,437.50
09/30/2026	Coupon	91282CQG9	4,000,000.00	UNITED STATES TREASURY 3.875 03/31/2031		77,500.00	77,500.00
September 2026 Total					9,815,527.78	1,360,278.96	11,175,806.74

CASH FLOW REPORT



Payment Date	Transaction Type	CUSIP	Quantity	Security Description	Principal Amount	Income	Total Amount
OCTOBER 2026							
10/05/2026	Coupon	89115A2Y7	2,330,000.00	TORONTO-DOMINION BANK 4.994 04/05/2029		58,180.10	58,180.10
10/06/2026	Coupon	40139LBN2	3,300,000.00	GUARDIAN LIFE GLOBAL FUNDING 4.327 10/06/2030		71,395.50	71,395.50
10/13/2026	Coupon	58989V2H6	2,000,000.00	MET TOWER GLOBAL FUNDING 5.25 04/12/2029		52,500.00	52,500.00
10/15/2026	Coupon	02582JKH2	3,070,000.00	AMXCA 2024-1 A 5.23 04/16/2029		13,380.08	13,380.08
10/15/2026	Coupon	02582JKP4	3,380,000.00	AMXCA 2025-2 A 4.28 04/15/2030		12,055.33	12,055.33
10/15/2026	Coupon	05522RDH8	2,000,000.00	BACCT 2023-2 A 4.98 11/16/2026		8,300.00	8,300.00
10/15/2026	Coupon	05522RDJ4	2,095,000.00	BACCT 2024-1 A 4.93 05/15/2029		8,606.96	8,606.96
10/15/2026	Coupon	24422EYF0	3,000,000.00	JOHN DEERE CAPITAL CORP 4.375 10/15/2030		65,625.00	65,625.00
10/15/2026	Coupon	437918AC9	2,039,285.57	HAROT 2024-1 A3 5.21 08/15/2028		5,592.32	5,592.32
10/15/2026	Principal Paydown	437918AC9	2,039,285.57	HAROT 2024-1 A3 5.21 08/15/2028	123,332.54		123,332.54
10/15/2026	Coupon	448973AD9	1,513,711.25	HART 2024-A A3 4.99 02/15/2029		4,321.80	4,321.80
10/15/2026	Principal Paydown	448973AD9	1,513,711.25	HART 2024-A A3 4.99 02/15/2029	83,686.55		83,686.55
10/15/2026	Coupon	44935CAD3	2,625,000.00	HART 2025-A A3 4.32 10/15/2029		9,450.00	9,450.00
10/15/2026	Coupon	44935WAD9	2,090,000.00	HALST 2025-A A3 4.83 01/18/2028		6,294.73	6,294.73
10/15/2026	Principal Paydown	44935WAD9	2,090,000.00	HALST 2025-A A3 4.83 01/18/2028	273,883.00		273,883.00
10/15/2026	Coupon	47786WAD2	1,938,462.72	JDOT 2024-B A3 5.2 03/15/2029		6,225.31	6,225.31
10/15/2026	Principal Paydown	47786WAD2	1,938,462.72	JDOT 2024-B A3 5.2 03/15/2029	100,065.98		100,065.98
10/15/2026	Coupon	47800CAC0	427,162.94	JDOT 2023 A3 5.01 11/15/2027		562.83	562.83
10/15/2026	Principal Paydown	47800CAC0	427,162.94	JDOT 2023 A3 5.01 11/15/2027	70,815.39		70,815.39
10/15/2026	Coupon	47800DAD6	2,080,000.00	JDOT 2025 A3 4.23 09/17/2029		7,332.00	7,332.00
10/15/2026	Coupon	58770JAD6	924,478.71	MBALT 2024-A A3 5.32 01/18/2028		1,531.80	1,531.80
10/15/2026	Principal Paydown	58770JAD6	924,478.71	MBALT 2024-A A3 5.32 01/18/2028	119,277.82		119,277.82
10/15/2026	Coupon	92970QAE5	2,330,000.00	WFCIT 2024-2 A 4.29 10/15/2029		8,329.75	8,329.75
10/16/2026	Coupon	36268GAD7	1,191,081.84	GMCAR 2024-1 A3 4.85 12/18/2028		3,463.40	3,463.40
10/16/2026	Principal Paydown	36268GAD7	1,191,081.84	GMCAR 2024-1 A3 4.85 12/18/2028	74,815.66		74,815.66
10/16/2026	Coupon	459058LN1	4,500,000.00	INTERNATIONAL BANK FOR RECONSTRUCTION AND DEVELOPM 3.875 10/16/2029		87,187.50	87,187.50
10/19/2026	Coupon	437930AC4	1,033,329.24	HAROT 2024-2 A3 5.27 11/20/2028		3,177.56	3,177.56
10/19/2026	Principal Paydown	437930AC4	1,033,329.24	HAROT 2024-2 A3 5.27 11/20/2028	64,368.01		64,368.01

CASH FLOW REPORT



Payment Date	Transaction Type	CUSIP	Quantity	Security Description	Principal Amount	Income	Total Amount
10/19/2026	Coupon	61748UAK8	2,900,000.00	MORGAN STANLEY 4.133 10/18/2029		59,928.50	59,928.50
10/21/2026	Coupon	38141GD27	3,115,000.00	GOLDMAN SACHS GROUP INC 4.153 10/21/2029		64,682.98	64,682.98
10/23/2026	Coupon	141781CF9	2,160,000.00	CARGILL INC 4.125 10/23/2030		44,550.00	44,550.00
10/26/2026	Coupon	096919AD7	1,359,521.39	BMWOT 2024-A A3 5.18 02/26/2029		4,399.68	4,399.68
10/26/2026	Principal Paydown	096919AD7	1,359,521.39	BMWOT 2024-A A3 5.18 02/26/2029	76,145.60		76,145.60
10/26/2026	Coupon	3137F4D41	2,974,457.94	FHMS K-074 A2 3.6 01/25/2028		8,840.01	8,840.01
10/26/2026	Principal Paydown	3137F4D41	2,974,457.94	FHMS K-074 A2 3.6 01/25/2028	5,843.19		5,843.19
10/26/2026	Coupon	3137F83Q4	5,000,000.00	FHMS K-121 A2 1.547 10/25/2030		6,445.83	6,445.83
10/26/2026	Coupon	3137F9Z79	3,500,000.00	FHMS K-125 A2 1.846 01/25/2031		5,384.17	5,384.17
10/26/2026	Coupon	3137FG6X8	5,320,000.00	FHMS K-077 A2 3.85 05/25/2028		17,068.33	17,068.33
10/26/2026	Coupon	3137FGR31	1,997,000.00	FHMS K-078 A2 3.854 06/25/2028		6,413.70	6,413.70
10/26/2026	Coupon	3137FJEH8	3,148,000.00	FHMS K-081 A2 3.9 08/25/2028		10,231.00	10,231.00
10/26/2026	Coupon	3137FJKE8	2,500,000.00	FHMS K-082 A2 3.92 09/25/2028		8,166.67	8,166.67
10/26/2026	Coupon	3137FLMV3	4,950,000.00	FHMS K-090 A2 3.422 02/25/2029		14,115.75	14,115.75
10/26/2026	Coupon	3137FLYV0	3,000,000.00	FHMS K-092 A2 3.298 04/25/2029		8,245.00	8,245.00
10/26/2026	Coupon	3137H4BY5	5,000,000.00	FHMS K-746 A2 2.031 09/25/2028		8,462.50	8,462.50
10/26/2026	Coupon	3137H5YC5	8,000,000.00	FHMS K-748 A2 2.26 01/25/2029		15,066.67	15,066.67
October 2026 Total					992,233.73	715,512.75	1,707,746.48
NOVEMBER 2026							
11/02/2026	Coupon	74460DAD1	3,000,000.00	PUBLIC STORAGE OPERATING CO 3.385 05/01/2029		50,775.00	50,775.00
11/02/2026	Coupon	91282CDG3	3,120,000.00	UNITED STATES TREASURY 1.125 10/31/2026		17,550.00	17,550.00
11/02/2026	Final Maturity	91282CDG3	3,120,000.00	UNITED STATES TREASURY 1.125 10/31/2026	3,120,000.00		3,120,000.00
11/02/2026	Coupon	91282CJF9	2,000,000.00	UNITED STATES TREASURY 4.875 10/31/2028		48,750.00	48,750.00
11/02/2026	Coupon	91282CKP5	7,000,000.00	UNITED STATES TREASURY 4.625 04/30/2029		161,875.00	161,875.00
11/02/2026	Coupon	91282CMZ1	8,000,000.00	UNITED STATES TREASURY 3.875 04/30/2030		155,000.00	155,000.00
11/09/2026	Coupon	69371RT71	4,000,000.00	PACCAR FINANCIAL CORP 4.55 05/08/2030		91,000.00	91,000.00
11/16/2026	Coupon	02582JKH2	3,070,000.00	AMXCA 2024-1 A 5.23 04/16/2029		13,380.08	13,380.08
11/16/2026	Coupon	02582JKP4	3,380,000.00	AMXCA 2025-2 A 4.28 04/15/2030		12,055.33	12,055.33
11/16/2026	Coupon	05522RDH8	2,000,000.00	BACCT 2023-2 A 4.98 11/16/2026		8,576.67	8,576.67
11/16/2026	Final Maturity	05522RDH8	2,000,000.00	BACCT 2023-2 A 4.98 11/16/2026	2,000,000.00		2,000,000.00

CASH FLOW REPORT



Payment Date	Transaction Type	CUSIP	Quantity	Security Description	Principal Amount	Income	Total Amount
11/16/2026	Coupon	05522RDJ4	2,095,000.00	BACCT 2024-1 A 4.93 05/15/2029		8,606.96	8,606.96
11/16/2026	Coupon	26442CAX2	3,280,000.00	DUKE ENERGY CAROLINAS LLC 3.95 11/15/2028		64,780.00	64,780.00
11/16/2026	Coupon	36268GAD7	1,191,081.84	GMCAR 2024-1 A3 4.85 12/18/2028		3,161.02	3,161.02
11/16/2026	Principal Paydown	36268GAD7	1,191,081.84	GMCAR 2024-1 A3 4.85 12/18/2028	73,208.36		73,208.36
11/16/2026	Coupon	437918AC9	2,039,285.57	HAROT 2024-1 A3 5.21 08/15/2028		5,056.85	5,056.85
11/16/2026	Principal Paydown	437918AC9	2,039,285.57	HAROT 2024-1 A3 5.21 08/15/2028	120,655.92		120,655.92
11/16/2026	Coupon	448973AD9	1,513,711.25	HART 2024-A A3 4.99 02/15/2029		3,973.80	3,973.80
11/16/2026	Principal Paydown	448973AD9	1,513,711.25	HART 2024-A A3 4.99 02/15/2029	82,075.30		82,075.30
11/16/2026	Coupon	44935CAD3	2,625,000.00	HART 2025-A A3 4.32 10/15/2029		9,450.00	9,450.00
11/16/2026	Principal Paydown	44935CAD3	2,625,000.00	HART 2025-A A3 4.32 10/15/2029	65,549.52		65,549.52
11/16/2026	Coupon	44935WAD9	2,090,000.00	HALST 2025-A A3 4.83 01/18/2028		5,192.35	5,192.35
11/16/2026	Principal Paydown	44935WAD9	2,090,000.00	HALST 2025-A A3 4.83 01/18/2028	271,544.31		271,544.31
11/16/2026	Coupon	47786WAD2	1,938,462.72	JDOT 2024-B A3 5.2 03/15/2029		5,791.70	5,791.70
11/16/2026	Principal Paydown	47786WAD2	1,938,462.72	JDOT 2024-B A3 5.2 03/15/2029	118,618.59		118,618.59
11/16/2026	Coupon	47800CAC0	427,162.94	JDOT 2023 A3 5.01 11/15/2027		267.18	267.18
11/16/2026	Effective Maturity	47800CAC0	427,162.94	JDOT 2023 A3 5.01 11/15/2027	63,994.68		63,994.68
11/16/2026	Coupon	47800DAD6	2,080,000.00	JDOT 2025 A3 4.23 09/17/2029		7,332.00	7,332.00
11/16/2026	Coupon	58770JAD6	924,478.71	MBALT 2024-A A3 5.32 01/18/2028		1,003.00	1,003.00
11/16/2026	Principal Paydown	58770JAD6	924,478.71	MBALT 2024-A A3 5.32 01/18/2028	92,142.46		92,142.46
11/16/2026	Coupon	92970QAE5	2,330,000.00	WFCIT 2024-2 A 4.29 10/15/2029		8,329.75	8,329.75
11/18/2026	Coupon	437930AC4	1,033,329.24	HAROT 2024-2 A3 5.27 11/20/2028		2,894.88	2,894.88
11/18/2026	Principal Paydown	437930AC4	1,033,329.24	HAROT 2024-2 A3 5.27 11/20/2028	62,953.97		62,953.97
11/25/2026	Coupon	096919AD7	1,359,521.39	BMWOT 2024-A A3 5.18 02/26/2029		4,070.98	4,070.98
11/25/2026	Principal Paydown	096919AD7	1,359,521.39	BMWOT 2024-A A3 5.18 02/26/2029	74,676.01		74,676.01
11/25/2026	Coupon	3137F4D41	2,974,457.94	FHMS K-074 A2 3.6 01/25/2028		8,822.48	8,822.48
11/25/2026	Principal Paydown	3137F4D41	2,974,457.94	FHMS K-074 A2 3.6 01/25/2028	5,474.88		5,474.88
11/25/2026	Coupon	3137F83Q4	5,000,000.00	FHMS K-121 A2 1.547 10/25/2030		6,445.83	6,445.83
11/25/2026	Coupon	3137F9Z79	3,500,000.00	FHMS K-125 A2 1.846 01/25/2031		5,384.17	5,384.17
11/25/2026	Coupon	3137FG6X8	5,320,000.00	FHMS K-077 A2 3.85 05/25/2028		17,068.33	17,068.33
11/25/2026	Coupon	3137FGR31	1,997,000.00	FHMS K-078 A2 3.854 06/25/2028		6,413.70	6,413.70
11/25/2026	Coupon	3137FJEH8	3,148,000.00	FHMS K-081 A2 3.9 08/25/2028		10,231.00	10,231.00

CASH FLOW REPORT



Payment Date	Transaction Type	CUSIP	Quantity	Security Description	Principal Amount	Income	Total Amount
11/25/2026	Coupon	3137FJKE8	2,500,000.00	FHMS K-082 A2 3.92 09/25/2028		8,166.67	8,166.67
11/25/2026	Coupon	3137FLMV3	4,950,000.00	FHMS K-090 A2 3.422 02/25/2029		14,115.75	14,115.75
11/25/2026	Coupon	3137FLYV0	3,000,000.00	FHMS K-092 A2 3.298 04/25/2029		8,245.00	8,245.00
11/25/2026	Coupon	3137H4BY5	5,000,000.00	FHMS K-746 A2 2.031 09/25/2028		8,462.50	8,462.50
11/25/2026	Coupon	3137H5YC5	8,000,000.00	FHMS K-748 A2 2.26 01/25/2029		15,066.67	15,066.67
11/30/2026	Coupon	57629W4T4	1,850,000.00	MASSMUTUAL GLOBAL FUNDING II 5.15 05/30/2029		47,637.50	47,637.50
11/30/2026	Coupon	74153WCW7	3,250,000.00	PRICOA GLOBAL FUNDING I 4.7 05/28/2030		76,375.00	76,375.00
11/30/2026	Coupon	91282CFZ9	4,600,000.00	UNITED STATES TREASURY 3.875 11/30/2027		89,125.00	89,125.00
11/30/2026	Coupon	91282CHE4	7,000,000.00	UNITED STATES TREASURY 3.625 05/31/2028		126,875.00	126,875.00
11/30/2026	Coupon	91282CJN2	3,400,000.00	UNITED STATES TREASURY 4.375 11/30/2028		74,375.00	74,375.00
11/30/2026	Coupon	91282CKT7	4,400,000.00	UNITED STATES TREASURY 4.5 05/31/2029		99,000.00	99,000.00
11/30/2026	Coupon	91282CMA6	4,500,000.00	UNITED STATES TREASURY 4.125 11/30/2029		92,812.50	92,812.50
11/30/2026	Coupon	91282CNG2	8,000,000.00	UNITED STATES TREASURY 4.0 05/31/2030		160,000.00	160,000.00
11/30/2026	Coupon	91282CPN5	3,500,000.00	UNITED STATES TREASURY 3.5 11/30/2030		61,250.00	61,250.00
November 2026 Total					6,150,893.99	1,624,744.64	7,775,638.62
DECEMBER 2026							
12/07/2026	Coupon	64952WFK4	3,445,000.00	NEW YORK LIFE GLOBAL FUNDING 4.6 12/05/2029		79,235.00	79,235.00
12/10/2026	Coupon	63743HGC0	2,000,000.00	NATIONAL RURAL UTILITIES COOPERATIVE FINANCE CORP 4.3 12/10/2030		43,000.00	43,000.00
12/15/2026	Coupon	02582JKH2	3,070,000.00	AMXCA 2024-1 A 5.23 04/16/2029		13,380.08	13,380.08
12/15/2026	Coupon	02582JKP4	3,380,000.00	AMXCA 2025-2 A 4.28 04/15/2030		12,055.33	12,055.33
12/15/2026	Coupon	05522RDJ4	2,095,000.00	BACCT 2024-1 A 4.93 05/15/2029		8,606.96	8,606.96
12/15/2026	Coupon	437918AC9	2,039,285.57	HAROT 2024-1 A3 5.21 08/15/2028		4,533.00	4,533.00
12/15/2026	Principal Paydown	437918AC9	2,039,285.57	HAROT 2024-1 A3 5.21 08/15/2028	115,347.99		115,347.99
12/15/2026	Coupon	448973AD9	1,513,711.25	HART 2024-A A3 4.99 02/15/2029		3,632.51	3,632.51
12/15/2026	Principal Paydown	448973AD9	1,513,711.25	HART 2024-A A3 4.99 02/15/2029	78,109.19		78,109.19
12/15/2026	Coupon	44935CAD3	2,625,000.00	HART 2025-A A3 4.32 10/15/2029		9,214.02	9,214.02
12/15/2026	Principal Paydown	44935CAD3	2,625,000.00	HART 2025-A A3 4.32 10/15/2029	148,340.19		148,340.19
12/15/2026	Coupon	44935WAD9	2,090,000.00	HALST 2025-A A3 4.83 01/18/2028		4,099.38	4,099.38

CASH FLOW REPORT



Payment Date	Transaction Type	CUSIP	Quantity	Security Description	Principal Amount	Income	Total Amount
12/15/2026	Principal Paydown	44935WAD9	2,090,000.00	HALST 2025-A A3 4.83 01/18/2028	272,058.53		272,058.53
12/15/2026	Coupon	47786WAD2	1,938,462.72	JDOT 2024-B A3 5.2 03/15/2029		5,277.68	5,277.68
12/15/2026	Principal Paydown	47786WAD2	1,938,462.72	JDOT 2024-B A3 5.2 03/15/2029	78,422.01		78,422.01
12/15/2026	Coupon	47800DAD6	2,080,000.00	JDOT 2025 A3 4.23 09/17/2029		7,332.00	7,332.00
12/15/2026	Coupon	58770JAD6	924,478.71	MBALT 2024-A A3 5.32 01/18/2028		594.50	594.50
12/15/2026	Principal Paydown	58770JAD6	924,478.71	MBALT 2024-A A3 5.32 01/18/2028	99,310.89		99,310.89
12/15/2026	Coupon	92970QAE5	2,330,000.00	WFCIT 2024-2 A 4.29 10/15/2029		8,329.75	8,329.75
12/16/2026	Coupon	36268GAD7	1,191,081.84	GMCAR 2024-1 A3 4.85 12/18/2028		2,865.13	2,865.13
12/16/2026	Principal Paydown	36268GAD7	1,191,081.84	GMCAR 2024-1 A3 4.85 12/18/2028	69,504.24		69,504.24
12/18/2026	Coupon	437930AC4	1,033,329.24	HAROT 2024-2 A3 5.27 11/20/2028		2,618.41	2,618.41
12/18/2026	Principal Paydown	437930AC4	1,033,329.24	HAROT 2024-2 A3 5.27 11/20/2028	51,079.28		51,079.28
12/25/2026	Coupon	096919AD7	1,359,521.39	BMWOT 2024-A A3 5.18 02/26/2029		3,748.63	3,748.63
12/25/2026	Principal Paydown	096919AD7	1,359,521.39	BMWOT 2024-A A3 5.18 02/26/2029	71,265.67		71,265.67
12/25/2026	Coupon	3137F4D41	2,974,457.94	FHMS K-074 A2 3.6 01/25/2028		8,806.06	8,806.06
12/25/2026	Principal Paydown	3137F4D41	2,974,457.94	FHMS K-074 A2 3.6 01/25/2028	5,878.85		5,878.85
12/25/2026	Coupon	3137F83Q4	5,000,000.00	FHMS K-121 A2 1.547 10/25/2030		6,445.83	6,445.83
12/25/2026	Coupon	3137F9Z79	3,500,000.00	FHMS K-125 A2 1.846 01/25/2031		5,384.17	5,384.17
12/25/2026	Coupon	3137FG6X8	5,320,000.00	FHMS K-077 A2 3.85 05/25/2028		17,068.33	17,068.33
12/25/2026	Coupon	3137FGR31	1,997,000.00	FHMS K-078 A2 3.854 06/25/2028		6,413.70	6,413.70
12/25/2026	Coupon	3137FJEH8	3,148,000.00	FHMS K-081 A2 3.9 08/25/2028		10,231.00	10,231.00
12/25/2026	Coupon	3137FJKE8	2,500,000.00	FHMS K-082 A2 3.92 09/25/2028		8,166.67	8,166.67
12/25/2026	Coupon	3137FLMV3	4,950,000.00	FHMS K-090 A2 3.422 02/25/2029		14,115.75	14,115.75
12/25/2026	Coupon	3137FLYV0	3,000,000.00	FHMS K-092 A2 3.298 04/25/2029		8,245.00	8,245.00
12/25/2026	Coupon	3137H4BY5	5,000,000.00	FHMS K-746 A2 2.031 09/25/2028		8,462.50	8,462.50
12/25/2026	Coupon	3137H5YC5	8,000,000.00	FHMS K-748 A2 2.26 01/25/2029		15,066.67	15,066.67
12/28/2026	Coupon	437076DC3	3,000,000.00	HOME DEPOT INC 4.75 06/25/2029		71,250.00	71,250.00
12/30/2026	Coupon	3130AWN63	3,000,000.00	FEDERAL HOME LOAN BANKS 4.0 06/30/2028		60,000.00	60,000.00
12/31/2026	Coupon	91282CEW7	6,650,000.00	UNITED STATES TREASURY 3.25 06/30/2027		108,062.50	108,062.50
12/31/2026	Coupon	91282CGC9	7,000,000.00	UNITED STATES TREASURY 3.875 12/31/2027		135,625.00	135,625.00
12/31/2026	Coupon	91282CJR3	11,000,000.00	UNITED STATES TREASURY 3.75 12/31/2028		206,250.00	206,250.00
12/31/2026	Coupon	91282CKX8	4,000,000.00	UNITED STATES TREASURY 4.25 06/30/2029		85,000.00	85,000.00
12/31/2026	Coupon	91282CNK3	8,000,000.00	UNITED STATES TREASURY 3.875 06/30/2030		155,000.00	155,000.00

CASH FLOW REPORT



Payment Date	Transaction Type	CUSIP	Quantity	Security Description	Principal Amount	Income	Total Amount
December 2026							
Total					989,316.83	1,138,115.56	2,127,432.39
JANUARY 2027							
01/11/2027	Coupon	59217GER6	2,485,000.00	METROPOLITAN LIFE GLOBAL FUNDING I 1.875 01/11/2027		23,296.88	23,296.88
01/11/2027	Final Maturity	59217GER6	2,485,000.00	METROPOLITAN LIFE GLOBAL FUNDING I 1.875 01/11/2027	2,485,000.00		2,485,000.00
01/11/2027	Coupon	64952WFR9	2,045,000.00	NEW YORK LIFE GLOBAL FUNDING 4.25 01/09/2031		43,456.25	43,456.25
01/11/2027	Coupon	66815L2Q1	2,400,000.00	NORTHWESTERN MUTUAL GLOBAL FUNDING 4.71 01/10/2029		56,520.00	56,520.00
01/11/2027	Coupon	89236TNA9	3,655,000.00	TOYOTA MOTOR CREDIT CORP 4.95 01/09/2030		90,461.25	90,461.25
01/12/2027	Coupon	59217GFU8	2,000,000.00	METROPOLITAN LIFE GLOBAL FUNDING I 4.35 01/12/2031		43,500.00	43,500.00
01/13/2027	Coupon	66815L2Z1	2,535,000.00	NORTHWESTERN MUTUAL GLOBAL FUNDING 4.3 01/13/2031		54,502.50	54,502.50
01/15/2027	Coupon	02582JKH2	3,070,000.00	AMXCA 2024-1 A 5.23 04/16/2029		13,380.08	13,380.08
01/15/2027	Coupon	02582JKP4	3,380,000.00	AMXCA 2025-2 A 4.28 04/15/2030		12,055.33	12,055.33
01/15/2027	Coupon	05522RDJ4	2,095,000.00	BACCT 2024-1 A 4.93 05/15/2029		8,606.96	8,606.96
01/15/2027	Coupon	437918AC9	2,039,285.57	HAROT 2024-1 A3 5.21 08/15/2028		4,032.20	4,032.20
01/15/2027	Principal Paydown	437918AC9	2,039,285.57	HAROT 2024-1 A3 5.21 08/15/2028	113,115.87		113,115.87
01/15/2027	Coupon	448973AD9	1,513,711.25	HART 2024-A A3 4.99 02/15/2029		3,307.70	3,307.70
01/15/2027	Principal Paydown	448973AD9	1,513,711.25	HART 2024-A A3 4.99 02/15/2029	76,854.71		76,854.71
01/15/2027	Coupon	44935CAD3	2,625,000.00	HART 2025-A A3 4.32 10/15/2029		8,680.00	8,680.00
01/15/2027	Principal Paydown	44935CAD3	2,625,000.00	HART 2025-A A3 4.32 10/15/2029	145,287.15		145,287.15
01/15/2027	Coupon	44935WAD9	2,090,000.00	HALST 2025-A A3 4.83 01/18/2028		3,004.35	3,004.35
01/15/2027	Principal Paydown	44935WAD9	2,090,000.00	HALST 2025-A A3 4.83 01/18/2028	267,922.89		267,922.89
01/15/2027	Coupon	47786WAD2	1,938,462.72	JDOT 2024-B A3 5.2 03/15/2029		4,937.85	4,937.85
01/15/2027	Principal Paydown	47786WAD2	1,938,462.72	JDOT 2024-B A3 5.2 03/15/2029	112,357.79		112,357.79
01/15/2027	Coupon	47800DAD6	2,080,000.00	JDOT 2025 A3 4.23 09/17/2029		7,332.00	7,332.00
01/15/2027	Principal Paydown	47800DAD6	2,080,000.00	JDOT 2025 A3 4.23 09/17/2029	17,427.89		17,427.89
01/15/2027	Coupon	58770JAD6	924,478.71	MBALT 2024-A A3 5.32 01/18/2028		154.22	154.22
01/15/2027	Effective Maturity	58770JAD6	924,478.71	MBALT 2024-A A3 5.32 01/18/2028	34,787.35		34,787.35

CASH FLOW REPORT



Payment Date	Transaction Type	CUSIP	Quantity	Security Description	Principal Amount	Income	Total Amount
01/15/2027	Coupon	74340XCQ2	2,000,000.00	PROLOGIS LP 4.75 01/15/2031		47,500.00	47,500.00
01/15/2027	Coupon	828807DK0	4,500,000.00	SIMON PROPERTY GROUP LP 2.65 07/15/2030		59,625.00	59,625.00
01/15/2027	Coupon	92970QAE5	2,330,000.00	WFCIT 2024-2 A 4.29 10/15/2029		8,329.75	8,329.75
01/18/2027	Coupon	36268GAD7	1,191,081.84	GMCAR 2024-1 A3 4.85 12/18/2028		2,584.22	2,584.22
01/18/2027	Principal Paydown	36268GAD7	1,191,081.84	GMCAR 2024-1 A3 4.85 12/18/2028	68,280.24		68,280.24
01/18/2027	Coupon	437930AC4	1,033,329.24	HAROT 2024-2 A3 5.27 11/20/2028		2,394.08	2,394.08
01/18/2027	Principal Paydown	437930AC4	1,033,329.24	HAROT 2024-2 A3 5.27 11/20/2028	50,118.22		50,118.22
01/19/2027	Coupon	57629W5B2	2,140,000.00	MASSMUTUAL GLOBAL FUNDING II 4.85 01/17/2029		51,895.00	51,895.00
01/25/2027	Coupon	096919AD7	1,359,521.39	BMWOT 2024-A A3 5.18 02/26/2029		3,441.00	3,441.00
01/25/2027	Principal Paydown	096919AD7	1,359,521.39	BMWOT 2024-A A3 5.18 02/26/2029	70,084.50		70,084.50
01/25/2027	Coupon	3137F4D41	2,974,457.94	FHMS K-074 A2 3.6 01/25/2028		8,788.42	8,788.42
01/25/2027	Principal Paydown	3137F4D41	2,974,457.94	FHMS K-074 A2 3.6 01/25/2028	5,512.28		5,512.28
01/25/2027	Coupon	3137F83Q4	5,000,000.00	FHMS K-121 A2 1.547 10/25/2030		6,445.83	6,445.83
01/25/2027	Coupon	3137F9Z79	3,500,000.00	FHMS K-125 A2 1.846 01/25/2031		5,384.17	5,384.17
01/25/2027	Coupon	3137FG6X8	5,320,000.00	FHMS K-077 A2 3.85 05/25/2028		17,068.33	17,068.33
01/25/2027	Coupon	3137FGR31	1,997,000.00	FHMS K-078 A2 3.854 06/25/2028		6,413.70	6,413.70
01/25/2027	Coupon	3137FJEH8	3,148,000.00	FHMS K-081 A2 3.9 08/25/2028		10,231.00	10,231.00
01/25/2027	Coupon	3137FJKE8	2,500,000.00	FHMS K-082 A2 3.92 09/25/2028		8,166.67	8,166.67
01/25/2027	Coupon	3137FLMV3	4,950,000.00	FHMS K-090 A2 3.422 02/25/2029		14,115.75	14,115.75
01/25/2027	Coupon	3137FLYV0	3,000,000.00	FHMS K-092 A2 3.298 04/25/2029		8,245.00	8,245.00
01/25/2027	Coupon	3137H4BY5	5,000,000.00	FHMS K-746 A2 2.031 09/25/2028		8,462.50	8,462.50
01/25/2027	Coupon	3137H5YC5	8,000,000.00	FHMS K-748 A2 2.26 01/25/2029		15,066.67	15,066.67
01/25/2027	Coupon	46647PAM8	2,500,000.00	JPMORGAN CHASE & CO 3.509 01/23/2029		43,862.50	43,862.50
01/25/2027	Coupon	95000U4D2	2,470,000.00	WELLS FARGO & CO 4.182 01/23/2030		51,647.70	51,647.70
January 2027 Total					3,446,748.87	756,894.86	4,203,643.73
FEBRUARY 2027							
02/01/2027	Coupon	13063EGT7	4,395,000.00	CALIFORNIA STATE 4.5 08/01/2029		98,887.50	98,887.50
02/01/2027	Coupon	61747YFA8	2,650,000.00	MORGAN STANLEY 5.123 02/01/2029		67,879.75	67,879.75
02/01/2027	Coupon	91282CGH8	7,000,000.00	UNITED STATES TREASURY 3.5 01/31/2028		122,500.00	122,500.00
02/01/2027	Coupon	91282CJW2	5,000,000.00	UNITED STATES TREASURY 4.0 01/31/2029		100,000.00	100,000.00
02/01/2027	Coupon	91282CMG3	4,500,000.00	UNITED STATES TREASURY 4.25 01/31/2030		95,625.00	95,625.00

CASH FLOW REPORT



Payment Date	Transaction Type	CUSIP	Quantity	Security Description	Principal Amount	Income	Total Amount
02/03/2027	Coupon	6944PL3M9	2,000,000.00	PACIFIC LIFE GLOBAL FUNDING II 4.375 02/03/2031		43,750.00	43,750.00
02/08/2027	Coupon	63743HFN7	2,500,000.00	NATIONAL RURAL UTILITIES COOPERATIVE FINANCE CORP 4.85 02/07/2029		60,625.00	60,625.00
02/12/2027	Coupon	92826CAZ5	2,510,000.00	VISA INC 4.1 02/12/2031		51,455.00	51,455.00
02/15/2027	Coupon	05522RDJ4	2,095,000.00	BACCT 2024-1 A 4.93 05/15/2029		8,606.96	8,606.96
02/15/2027	Coupon	437918AC9	2,039,285.57	HAROT 2024-1 A3 5.21 08/15/2028		3,541.09	3,541.09
02/15/2027	Principal Paydown	437918AC9	2,039,285.57	HAROT 2024-1 A3 5.21 08/15/2028	111,374.58		111,374.58
02/15/2027	Coupon	448973AD9	1,513,711.25	HART 2024-A A3 4.99 02/15/2029		2,988.11	2,988.11
02/15/2027	Principal Paydown	448973AD9	1,513,711.25	HART 2024-A A3 4.99 02/15/2029	76,052.68		76,052.68
02/15/2027	Coupon	44935CAD3	2,625,000.00	HART 2025-A A3 4.32 10/15/2029		8,156.96	8,156.96
02/15/2027	Principal Paydown	44935CAD3	2,625,000.00	HART 2025-A A3 4.32 10/15/2029	143,892.01		143,892.01
02/15/2027	Coupon	44935WAD9	2,090,000.00	HALST 2025-A A3 4.83 01/18/2028		1,925.96	1,925.96
02/15/2027	Principal Paydown	44935WAD9	2,090,000.00	HALST 2025-A A3 4.83 01/18/2028	244,166.21		244,166.21
02/15/2027	Coupon	47786WAD2	1,938,462.72	JDOT 2024-B A3 5.2 03/15/2029		4,450.97	4,450.97
02/15/2027	Principal Paydown	47786WAD2	1,938,462.72	JDOT 2024-B A3 5.2 03/15/2029	101,821.21		101,821.21
02/15/2027	Coupon	47800DAD6	2,080,000.00	JDOT 2025 A3 4.23 09/17/2029		7,270.57	7,270.57
02/15/2027	Principal Paydown	47800DAD6	2,080,000.00	JDOT 2025 A3 4.23 09/17/2029	141,886.93		141,886.93
02/16/2027	Coupon	02079KBK2	3,000,000.00	ALPHABET INC 4.1 02/15/2031		61,500.00	61,500.00
02/16/2027	Coupon	02582JKH2	3,070,000.00	AMXCA 2024-1 A 5.23 04/16/2029		13,380.08	13,380.08
02/16/2027	Coupon	02582JKP4	3,380,000.00	AMXCA 2025-2 A 4.28 04/15/2030		12,055.33	12,055.33
02/16/2027	Coupon	171239AL0	3,700,000.00	CHUBB INA HOLDINGS LLC 4.65 08/15/2029		86,025.00	86,025.00
02/16/2027	Coupon	30303M8S4	2,280,000.00	META PLATFORMS INC 4.3 08/15/2029		49,020.00	49,020.00
02/16/2027	Coupon	36268GAD7	1,191,081.84	GMCAR 2024-1 A3 4.85 12/18/2028		2,308.25	2,308.25
02/16/2027	Principal Paydown	36268GAD7	1,191,081.84	GMCAR 2024-1 A3 4.85 12/18/2028	67,429.59		67,429.59
02/16/2027	Coupon	92970QAE5	2,330,000.00	WFCIT 2024-2 A 4.29 10/15/2029		8,329.75	8,329.75
02/18/2027	Coupon	437930AC4	1,033,329.24	HAROT 2024-2 A3 5.27 11/20/2028		2,173.98	2,173.98
02/18/2027	Principal Paydown	437930AC4	1,033,329.24	HAROT 2024-2 A3 5.27 11/20/2028	49,406.16		49,406.16
02/25/2027	Coupon	096919AD7	1,359,521.39	BMWOT 2024-A A3 5.18 02/26/2029		3,138.47	3,138.47
02/25/2027	Principal Paydown	096919AD7	1,359,521.39	BMWOT 2024-A A3 5.18 02/26/2029	69,264.21		69,264.21
02/25/2027	Coupon	3137F4D41	2,974,457.94	FHMS K-074 A2 3.6 01/25/2028		8,771.89	8,771.89
02/25/2027	Principal Paydown	3137F4D41	2,974,457.94	FHMS K-074 A2 3.6 01/25/2028	5,530.35		5,530.35

CASH FLOW REPORT



Payment Date	Transaction Type	CUSIP	Quantity	Security Description	Principal Amount	Income	Total Amount
02/25/2027	Coupon	3137F83Q4	5,000,000.00	FHMS K-121 A2 1.547 10/25/2030		6,445.83	6,445.83
02/25/2027	Coupon	3137F9Z79	3,500,000.00	FHMS K-125 A2 1.846 01/25/2031		5,384.17	5,384.17
02/25/2027	Coupon	3137FG6X8	5,320,000.00	FHMS K-077 A2 3.85 05/25/2028		17,068.33	17,068.33
02/25/2027	Coupon	3137FGR31	1,997,000.00	FHMS K-078 A2 3.854 06/25/2028		6,413.70	6,413.70
02/25/2027	Coupon	3137FJEH8	3,148,000.00	FHMS K-081 A2 3.9 08/25/2028		10,231.00	10,231.00
02/25/2027	Coupon	3137FJKE8	2,500,000.00	FHMS K-082 A2 3.92 09/25/2028		8,166.67	8,166.67
02/25/2027	Coupon	3137FLMV3	4,950,000.00	FHMS K-090 A2 3.422 02/25/2029		14,115.75	14,115.75
02/25/2027	Coupon	3137FLYV0	3,000,000.00	FHMS K-092 A2 3.298 04/25/2029		8,245.00	8,245.00
02/25/2027	Coupon	3137H4BY5	5,000,000.00	FHMS K-746 A2 2.031 09/25/2028		8,462.50	8,462.50
02/25/2027	Coupon	3137H5YC5	8,000,000.00	FHMS K-748 A2 2.26 01/25/2029		15,066.67	15,066.67
02/26/2027	Coupon	17275RBR2	1,960,000.00	CISCO SYSTEMS INC 4.85 02/26/2029		47,530.00	47,530.00
February 2027 Total					1,010,823.93	1,071,495.23	2,082,319.16
MARCH 2027							
03/01/2027	Coupon	14913UAJ9	2,500,000.00	CATERPILLAR FINANCIAL SERVICES CORP 4.85 02/27/2029		60,625.00	60,625.00
03/01/2027	Coupon	91282CGP0	7,000,000.00	UNITED STATES TREASURY 4.0 02/29/2028		140,000.00	140,000.00
03/01/2027	Coupon	91282CHX2	1,900,000.00	UNITED STATES TREASURY 4.375 08/31/2028		41,562.50	41,562.50
03/01/2027	Coupon	91282CKD2	7,000,000.00	UNITED STATES TREASURY 4.25 02/28/2029		148,750.00	148,750.00
03/01/2027	Coupon	91282CLK5	8,000,000.00	UNITED STATES TREASURY 3.625 08/31/2029		145,000.00	145,000.00
03/05/2027	Coupon	02665Wfy2	2,000,000.00	AMERICAN HONDA FINANCE CORP 4.8 03/05/2030		48,000.00	48,000.00
03/15/2027	Coupon	02582JKH2	3,070,000.00	AMXCA 2024-1 A 5.23 04/16/2029		13,380.08	13,380.08
03/15/2027	Coupon	02582JKP4	3,380,000.00	AMXCA 2025-2 A 4.28 04/15/2030		12,055.33	12,055.33
03/15/2027	Coupon	05522RDJ4	2,095,000.00	BACCT 2024-1 A 4.93 05/15/2029		8,606.96	8,606.96
03/15/2027	Coupon	26442UAH7	1,500,000.00	DUKE ENERGY PROGRESS LLC 3.45 03/15/2029		25,875.00	25,875.00
03/15/2027	Coupon	437076DJ8	3,000,000.00	HOME DEPOT INC 3.95 09/15/2030		59,250.00	59,250.00
03/15/2027	Coupon	437918AC9	2,039,285.57	HAROT 2024-1 A3 5.21 08/15/2028		3,057.53	3,057.53
03/15/2027	Principal Paydown	437918AC9	2,039,285.57	HAROT 2024-1 A3 5.21 08/15/2028	108,328.44		108,328.44
03/15/2027	Coupon	448973AD9	1,513,711.25	HART 2024-A A3 4.99 02/15/2029		2,671.86	2,671.86
03/15/2027	Principal Paydown	448973AD9	1,513,711.25	HART 2024-A A3 4.99 02/15/2029	74,040.00		74,040.00
03/15/2027	Coupon	44935CAD3	2,625,000.00	HART 2025-A A3 4.32 10/15/2029		7,638.95	7,638.95

CASH FLOW REPORT



Payment Date	Transaction Type	CUSIP	Quantity	Security Description	Principal Amount	Income	Total Amount
03/15/2027	Principal Paydown	44935CAD3	2,625,000.00	HART 2025-A A3 4.32 10/15/2029	139,706.99		139,706.99
03/15/2027	Coupon	44935WAD9	2,090,000.00	HALST 2025-A A3 4.83 01/18/2028		943.19	943.19
03/15/2027	Effective Maturity	44935WAD9	2,090,000.00	HALST 2025-A A3 4.83 01/18/2028	234,332.66		234,332.66
03/15/2027	Coupon	47786WAD2	1,938,462.72	JDOT 2024-B A3 5.2 03/15/2029		4,009.74	4,009.74
03/15/2027	Principal Paydown	47786WAD2	1,938,462.72	JDOT 2024-B A3 5.2 03/15/2029	100,400.53		100,400.53
03/15/2027	Coupon	47800DAD6	2,080,000.00	JDOT 2025 A3 4.23 09/17/2029		6,770.42	6,770.42
03/15/2027	Principal Paydown	47800DAD6	2,080,000.00	JDOT 2025 A3 4.23 09/17/2029	103,274.78		103,274.78
03/15/2027	Coupon	79466LAQ7	2,530,000.00	SALESFORCE INC 4.5 03/15/2028		56,925.00	56,925.00
03/15/2027	Coupon	880591EZ1	3,500,000.00	TENNESSEE VALLEY AUTHORITY 3.875 03/15/2028		67,812.50	67,812.50
03/15/2027	Coupon	92970QAE5	2,330,000.00	WFCIT 2024-2 A 4.29 10/15/2029		8,329.75	8,329.75
03/16/2027	Coupon	36268GAD7	1,191,081.84	GMCAR 2024-1 A3 4.85 12/18/2028		2,035.72	2,035.72
03/16/2027	Principal Paydown	36268GAD7	1,191,081.84	GMCAR 2024-1 A3 4.85 12/18/2028	65,527.43		65,527.43
03/18/2027	Coupon	437930AC4	1,033,329.24	HAROT 2024-2 A3 5.27 11/20/2028		1,957.01	1,957.01
03/18/2027	Principal Paydown	437930AC4	1,033,329.24	HAROT 2024-2 A3 5.27 11/20/2028	48,027.30		48,027.30
03/22/2027	Coupon	459058LR2	4,500,000.00	INTERNATIONAL BANK FOR RECONSTRUCTION AND DEVELOPM 4.125 03/20/2030		92,812.50	92,812.50
03/25/2027	Coupon	096919AD7	1,359,521.39	BMWOT 2024-A A3 5.18 02/26/2029		2,839.48	2,839.48
03/25/2027	Principal Paydown	096919AD7	1,359,521.39	BMWOT 2024-A A3 5.18 02/26/2029	61,165.13		61,165.13
03/25/2027	Coupon	3137F4D41	2,974,457.94	FHMS K-074 A2 3.6 01/25/2028		8,755.29	8,755.29
03/25/2027	Principal Paydown	3137F4D41	2,974,457.94	FHMS K-074 A2 3.6 01/25/2028	6,699.22		6,699.22
03/25/2027	Coupon	3137F83Q4	5,000,000.00	FHMS K-121 A2 1.547 10/25/2030		6,445.83	6,445.83
03/25/2027	Coupon	3137F9Z79	3,500,000.00	FHMS K-125 A2 1.846 01/25/2031		5,384.17	5,384.17
03/25/2027	Coupon	3137FG6X8	5,320,000.00	FHMS K-077 A2 3.85 05/25/2028		17,068.33	17,068.33
03/25/2027	Coupon	3137FGR31	1,997,000.00	FHMS K-078 A2 3.854 06/25/2028		6,413.70	6,413.70
03/25/2027	Coupon	3137FJEH8	3,148,000.00	FHMS K-081 A2 3.9 08/25/2028		10,231.00	10,231.00
03/25/2027	Coupon	3137FJKE8	2,500,000.00	FHMS K-082 A2 3.92 09/25/2028		8,166.67	8,166.67
03/25/2027	Coupon	3137FLMV3	4,950,000.00	FHMS K-090 A2 3.422 02/25/2029		14,115.75	14,115.75
03/25/2027	Coupon	3137FLYV0	3,000,000.00	FHMS K-092 A2 3.298 04/25/2029		8,245.00	8,245.00
03/25/2027	Coupon	3137H4BY5	5,000,000.00	FHMS K-746 A2 2.031 09/25/2028		8,462.50	8,462.50
03/25/2027	Coupon	3137H5YC5	8,000,000.00	FHMS K-748 A2 2.26 01/25/2029		15,066.67	15,066.67

CASH FLOW REPORT



Payment Date	Transaction Type	CUSIP	Quantity	Security Description	Principal Amount	Income	Total Amount
03/26/2027	Coupon	40139LBJ1	3,050,000.00	GUARDIAN LIFE GLOBAL FUNDING 4.179 09/26/2029		63,729.75	63,729.75
03/26/2027	Coupon	743315BC6	3,000,000.00	PROGRESSIVE CORP 4.6 03/26/2031		69,000.00	69,000.00
March 2027 Total					941,502.48	1,201,993.19	2,143,495.67
Grand Total			1,625,005,513.18		30,428,074.73	12,848,106.86	43,276,181.59

IMPORTANT DISCLOSURES



City of Corona Cons Account | Account #10003 | As of April 30, 2026

Chandler Asset Management, Inc. (“Chandler”) is an SEC registered investment adviser. For additional information about our firm, please see our current disclosures (Form ADV). To obtain a copy of our current disclosures, you may contact your client service representative by calling the number on the front of this statement or you may visit our website at www.chandlerasset.com.

Information contained in this monthly statement is and is provided for informational purposes only and should not be construed as specific investment or legal advice. The information contained herein was obtained from sources believed to be reliable as of the date of this statement, but may become outdated or superseded at any time without notice.

Custody: Your qualified custodian bank maintains control of all assets reflected in this statement and we urge you to compare this statement to the one you receive from your qualified custodian. Chandler does not have any authority to withdraw or deposit funds from/to the custodian account.

Valuation: Prices are provided by IDC, an independent pricing source. In the event IDC does not provide a price or if the price provided is not reflective of fair market value, Chandler will obtain pricing from an alternative approved third party pricing source in accordance with our written valuation policy and procedures. Our valuation procedures are also disclosed in Item 5 of our Form ADV Part 2A.

Performance: Performance results are presented gross-of-advisory fees and represent the client’s Total Return. The deduction of advisory fees lowers performance results. These results include the reinvestment of dividends and other earnings. Past performance may not be indicative of future results. Therefore, clients should not assume that future performance of any specific investment or investment strategy will be profitable or equal to past performance levels. All investment strategies have the potential for profit or loss. Economic factors, market conditions or changes in investment strategies, contributions or withdrawals may materially alter the performance and results of your portfolio.

Source ICE Data Indices, LLC (“ICE”), used with permission. ICE PERMITS USE OF THE ICE INDICES AND RELATED DATA ON AN “AS IS” BASIS; ICE, ITS AFFILIATES AND THEIR RESPECTIVE THIRD PARTY SUPPLIERS DISCLAIM ANY AND ALL WARRANTIES AND REPRESENTATIONS, EXPRESS AND/OR IMPLIED, INCLUDING ANY WARRANTIES OF MERCHANTABILITY OR FITNESS FOR A PARTICULAR PURPOSE OR USE, INCLUDING THE INDICES, INDEX DATA AND ANY DATA INCLUDED IN, RELATED TO, OR DERIVED THEREFROM. NEITHER ICE DATA, ITS AFFILIATES OR THEIR RESPECTIVE THIRD PARTY PROVIDERS GUARANTEE THE QUALITY, ADEQUACY, ACCURACY, TIMELINESS OR COMPLETENESS OF THE INDICES OR THE INDEX DATA OR ANY COMPONENT THEREOF, AND THE INDICES AND INDEX DATA AND ALL COMPONENTS THEREOF ARE PROVIDED ON AN “AS IS” BASIS AND LICENSEE’S USE IS AT LICENSEE’S OWN RISK. ICE DATA, ITS AFFILIATES AND THEIR RESPECTIVE THIRD PARTY DO NOT SPONSOR, ENDORSE, OR RECOMMEND CHANDLER, OR ANY OF ITS PRODUCTS OR SERVICES.

Index returns assume reinvestment of all distributions. Historical performance results for investment indexes generally do not reflect the deduction of transaction and/or custodial charges or the deduction of an investment management fee, the incurrence of which would have the effect of decreasing historical performance results. It is not possible to invest directly in an index.

Ratings: Ratings information have been provided by Moody’s, S&P and Fitch through data feeds we believe to be reliable as of the date of this statement, however we cannot guarantee its accuracy.

Security level ratings for U.S. Agency issued mortgage-backed securities (“MBS”) reflect the issuer rating because the securities themselves are not rated. The issuing U.S. Agency guarantees the full and timely payment of both principal and interest.

LGIP Yields: Reported yields for local government investment pools may be presented as either the 30-day yield or the monthly distribution yield, as applicable. For certain funds, the 30-day yield is calculated using reported daily yield data. Yield calculations are subject to change and may not be directly comparable across funds.

LAIF Yields: Additional Disclosure for CA Clients - As a result of a reporting lag from the Local Agency Investment Fund (LAIF), reported LAIF yields represent the most recently available Daily Effective Yield and may reflect data from approximately 7–10 days prior to month-end.



Corona Supplemental

As of 04/30/2026

City of Corona ConsAgg (362432)

Dated: 05/06/2026

Security Type	Original Units	Market Value	Book Value	% of Market Value	Years to Final Maturity	Days to Final Maturity	Yield to Maturity
ABS	43,980,000.00	35,451,893.81	35,256,347.90	8.45%	2.68	978	4.07
Agency	6,500,000.00	6,506,750.50	6,480,115.00	1.55%	2.01	734	3.88
Agency CMBS	49,915,000.00	47,615,205.92	46,480,305.24	11.35%	2.62	956	4.15
Cash	167,702.99	167,702.99	167,702.99	0.04%	0.00	0	0.00
Corporate	109,540,000.00	109,176,427.92	108,652,089.55	26.01%	3.60	1317	4.43
LAIF	33,286,334.24	33,286,334.24	33,286,334.24	7.93%	0.00	0	---
Money Market Fund	6,712,069.70	6,712,069.70	6,712,069.70	1.60%	0.00	0	---
Municipal Bonds	4,395,000.00	4,452,583.29	4,418,161.65	1.06%	3.25	1189	4.06
Supranational	9,000,000.00	9,007,434.00	8,911,440.00	2.15%	3.68	1343	3.98
US Treasury	167,300,000.00	167,293,285.36	166,605,970.36	39.86%	2.83	1035	3.92
---	430,796,106.93	419,669,687.73	416,970,536.64	100.00%	2.74	999	4.11

* Grouped by: Security Type. * Groups Sorted by: Security Type. * Weighted by: Market Value. * Holdings Displayed by: Position by Account.



MONTHLY ACCOUNT STATEMENT

City of Corona Pension Stabilization Trust | Account #10952 | As of April 30, 2026

CHANDLER ASSET MANAGEMENT | chandlerasset.com

Chandler Team:

For questions about your account, please call (800) 317-4747,
or contact clientservice@chandlerasset.com

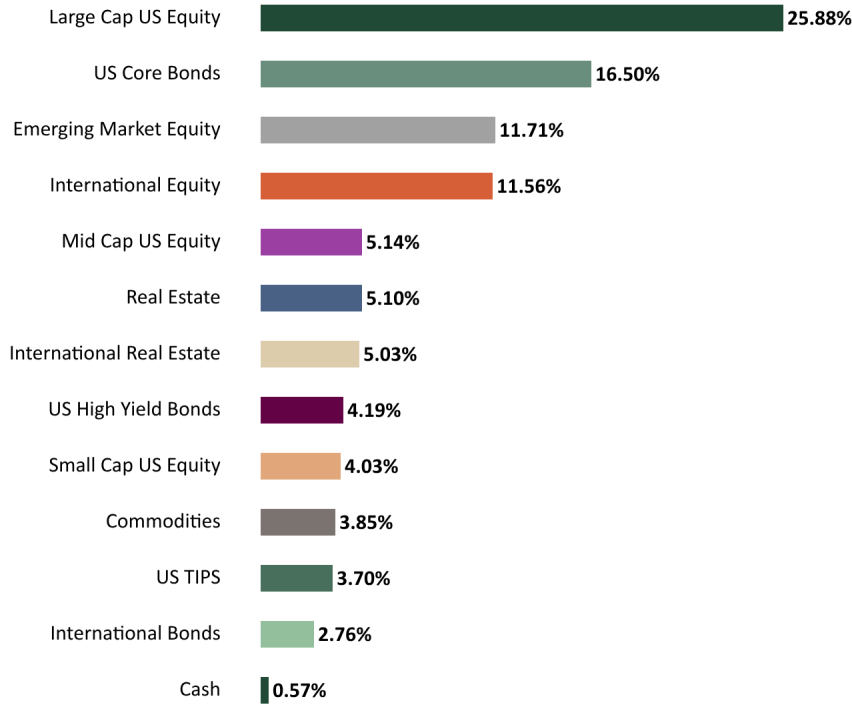
Custodian:

Charles Schwab Inc.

PORTFOLIO SUMMARY



Asset Allocation



Account Summary

	End Values as of 03/31/2026	End Values as of 04/30/2026
Market Value	59,584,348.25	63,263,769.51
Accrued Interest	0.00	0.00
Total Market Value	59,584,348.25	63,263,769.51
Income Earned	149,235.98	61,265.35
Cont/WD	0.00	0.00
Par	1,119,575.75	1,180,844.36
Book Value	50,775,267.63	50,836,536.24
Cost Value	50,775,267.63	50,836,536.24
TOP ISSUERS		
iShares Trust - iShares Core S&P 500		25.88%
Vanguard Total Bond Market ETF		16.50%
Vanguard FTSE Emerging Mrkts ETF		11.71%
Vanguard FTSE Developed Market		11.56%
iShares Trust - iShares Core S&P Mid		5.14%
Vanguard Real Estate ETF		5.10%
Total		75.87%

Performance Review

Total Rate of Return**	1M	3M	YTD	1YR	2YRS	3YRS	5YRS	10YRS	Since Inception (08/01/22)
Corona Pension Trust	6.18%	3.23%	6.68%	24.29%	16.25%	15.00%	--	--	13.20%
Benchmark Return	4.79%	1.66%	3.09%	16.20%	13.44%	11.67%	--	--	9.83%

**Periods over 1 year are annualized.
Benchmark: 35% S&P 500 TR, 50% ICE Corp Gov & Mtg Index, 15% MSCI EAFE NTR

STATEMENT OF COMPLIANCE



Rules Name	Limit	Actual	Compliance Status	Notes
CASH EQUIVALENTS				
Max % (MV; Cash & Fixed Income)	30.0	24.0	Compliant	
Min % (MV; Cash & Fixed Income)	10.0	24.0	Compliant	
COMMODITIES				
Max % (MV)	5.0	3.8	Compliant	
Min % (MV)	0.0	3.8	Compliant	
EQUITIES				
Max % (MV)	80.0	58.3	Compliant	
Min % (MV)	50.0	58.3	Compliant	
FIXED INCOME				
Max % (MV; Cash & Fixed Income)	30.0	24.0	Compliant	
Min % (MV; Cash & Fixed Income)	10.0	24.0	Compliant	
Min Rating (BBB- by 1)	0.0	0.0	Compliant	
REITS				
Max % (MV)	15.0	10.1	Compliant	
Min % (MV)	0.0	10.1	Compliant	

HOLDINGS REPORT



Cusip	Security Description	Par Value/ Units	Purchase Date Purchase Yield	Cost Value Book Value	Mkt Price Mkt YTM	Market Value Accrued Int.	% of Port. Gain/Loss	Moody's/ S&P/ Fitch	Maturity Duration
CASH									
CCYUSD	Cash	363,599.36	-- 0.00%	363,599.36 363,599.36	1.00 0.00%	363,599.36 0.00	0.57% 0.00	Aaa/AAA AAA	0.00 0.00
Total Cash		363,599.36	0.00%	363,599.36	1.00 0.00%	363,599.36	0.57% 0.00		0.00 0.00
COMMODITIES									
464285204	ISHARES:GOLD TRUST	13,785.00	-- 0.00%	1,262,559.43 1,262,559.43	86.85 0.00%	1,197,227.25 0.00	1.89% (65,332.18)	NA/NA NA	0.00
003261104	ABRDN:BBG AC STR K1 FREE	48,815.00	01/22/2026 0.00%	1,026,579.45 1,026,579.45	25.31 0.00%	1,235,507.65 0.00	1.95% 208,928.20	NA/NA NA	0.00
Total Commodities		62,600.00	0.00%	2,289,138.88	55.60 0.00%	2,432,734.90	3.85% 143,596.02		0.00
EMERGING MARKET EQUITY									
922042858	VANGUARD EM ST I ETF	125,670.00	-- 0.00%	6,732,072.46 6,732,072.46	58.93 0.00%	7,405,733.10 0.00	11.71% 673,660.65	NA/NA NA	0.00
Total Emerging Market Equity		125,670.00	0.00%	6,732,072.46	58.93 0.00%	7,405,733.10	11.71% 673,660.65		0.00
INTERNATIONAL BONDS									
92203J407	VANGUARD TOT ITL BI ETF	36,300.00	01/22/2026 0.00%	1,758,735.00 1,758,735.00	48.05 0.00%	1,744,215.00 0.00	2.76% (14,520.00)	NA/NA NA	0.00
Total International Bonds		36,300.00	0.00%	1,758,735.00	48.05 0.00%	1,744,215.00	2.76% (14,520.00)		0.00
INTERNATIONAL EQUITY									
921943858	VANGUARD DEV MKT ETF	106,280.00	-- 0.00%	4,691,742.12 4,691,742.12	68.80 0.00%	7,312,064.00 0.00	11.56% 2,620,321.88	NA/NA NA	0.00
Total International Equity		106,280.00	0.00%	4,691,742.12	68.80 0.00%	7,312,064.00	11.56% 2,620,321.88		0.00

HOLDINGS REPORT



Cusip	Security Description	Par Value/ Units	Purchase Date Purchase Yield	Cost Value Book Value	Mkt Price Mkt YTM	Market Value Accrued Int.	% of Port. Gain/Loss	Moody's/ S&P/ Fitch	Maturity Duration
INTERNATIONAL REAL ESTATE									
922042676	VANGUARD GXUS RE ETF	67,440.00	-- 0.00%	3,020,926.86 3,020,926.86	47.23 0.00%	3,185,191.20 0.00	5.03% 164,264.34	NA/NA NA	0.00
Total International Real Estate		67,440.00	0.00%	3,020,926.86 3,020,926.86	47.23 0.00%	3,185,191.20 0.00	5.03% 164,264.34		0.00
LARGE CAP US EQUITY									
464287200	ISHARES:CORE S&P 500	22,675.00	-- 0.00%	9,688,680.70 9,688,680.70	722.07 0.00%	16,372,937.25 0.00	25.88% 6,684,256.55	NA/NA NA	0.00
Total Large Cap US Equity		22,675.00	0.00%	9,688,680.70 9,688,680.70	722.07 0.00%	16,372,937.25 0.00	25.88% 6,684,256.55		0.00
MID CAP US EQUITY									
464287507	ISHARES:CORE S&P MD-CP	44,655.00	-- 0.00%	2,345,985.63 2,345,985.63	72.77 0.00%	3,249,544.35 0.00	5.14% 903,558.72	NA/NA NA	0.00
Total Mid Cap US Equity		44,655.00	0.00%	2,345,985.63 2,345,985.63	72.77 0.00%	3,249,544.35 0.00	5.14% 903,558.72		0.00
REAL ESTATE									
922908553	VANGUARD RE IDX ETF	33,475.00	-- 0.00%	2,816,205.42 2,816,205.42	96.33 0.00%	3,224,646.75 0.00	5.10% 408,441.33	NA/NA NA	0.00
Total Real Estate		33,475.00	0.00%	2,816,205.42 2,816,205.42	96.33 0.00%	3,224,646.75 0.00	5.10% 408,441.33		0.00
SMALL CAP US EQUITY									
922908751	VANGUARD S-C ID ETF	8,960.00	-- 0.00%	1,873,109.49 1,873,109.49	284.39 0.00%	2,548,134.40 0.00	4.03% 675,024.91	NA/NA NA	0.00
Total Small Cap US Equity		8,960.00	0.00%	1,873,109.49 1,873,109.49	284.39 0.00%	2,548,134.40 0.00	4.03% 675,024.91		0.00
US CORE BONDS									

HOLDINGS REPORT



Cusip	Security Description	Par Value/ Units	Purchase Date Purchase Yield	Cost Value Book Value	Mkt Price Mkt YTM	Market Value Accrued Int.	% of Port. Gain/Loss	Moody's/ S&P/ Fitch	Maturity Duration
921937835	VANGUARD TOT BD ETF	141,985.00	-- 0.00%	10,359,771.82 10,359,771.82	73.50 0.00%	10,435,897.50 0.00	16.50% 76,125.68	NA/NA NA	0.00
Total US Core Bonds		141,985.00	0.00%	10,359,771.82 10,359,771.82	73.50 0.00%	10,435,897.50 0.00	16.50% 76,125.68		0.00
US HIGH YIELD BONDS									
46435U853	ISHARES:BRD USD HY CP BD	71,170.00	03/27/2026 0.00%	2,595,569.90 2,595,569.90	37.23 0.00%	2,649,659.10 0.00	4.19% 54,089.20	NA/NA NA	0.00
Total US High Yield Bonds		71,170.00	0.00%	2,595,569.90 2,595,569.90	37.23 0.00%	2,649,659.10 0.00	4.19% 54,089.20		0.00
US TIPS									
33939L605	FLEXSHS:IB 5Y TD TIPS	96,035.00	01/22/2026 0.00%	2,300,998.60 2,300,998.60	24.36 0.00%	2,339,412.60 0.00	3.70% 38,414.00	NA/NA NA	0.00
Total US TIPS		96,035.00	0.00%	2,300,998.60 2,300,998.60	24.36 0.00%	2,339,412.60 0.00	3.70% 38,414.00		0.00
Total Portfolio		1,180,844.36	0.00%	50,836,536.24 50,836,536.24	242.26 0.00%	63,263,769.51 0.00	100.00% 12,427,233.27		0.00
Total Market Value + Accrued						63,263,769.51			

TRANSACTION LEDGER



Transaction Type	Settlement Date	CUSIP	Quantity	Security Description	Price	Acq/Disp Yield	Amount	Interest Pur/Sold	Total Amount	Gain/Loss
OTHER TRANSACTIONS										
Equity Dividend	04/06/2026	921937835	0.00	VANGUARD TOT BD ETF		0.00%	35,498.52	0.00	35,498.52	0.00
Equity Dividend	04/06/2026	92203J407	0.00	VANGUARD TOT ITL BI ETF		0.00%	4,054.71	0.00	4,054.71	0.00
Equity Dividend	04/07/2026	33939L605	0.00	FLEXSHS:IB 5Y TD TIPS		0.00%	5,322.74	0.00	5,322.74	0.00
Equity Dividend	04/07/2026	46435U853	0.00	ISHARES:BRD USD HY CP BD		0.00%	16,389.38	0.00	16,389.38	0.00
Total Equity Dividend			0.00				61,265.35	0.00	61,265.35	0.00
Other Income	04/15/2026	CCYUSD	1.15	Cash		0.00%	1.15	0.00	1.15	0.00
Other Income	04/15/2026	CCYUSD	2.11	Cash		0.00%	2.11	0.00	2.11	0.00
Total Other Income			3.26				3.26	0.00	3.26	0.00
TOTAL OTHER TRANSACTIONS			3.26				61,268.61	0.00	61,268.61	0.00

INCOME EARNED



Cusip	Security Description	Trade Date Settle Date Units	Book Value: Begin Book Value: Acq Book Value: Disp Book Value: End	Prior Accrued Inc. Received Ending Accrued Total Interest	Accr. Of Discount Amort. Of Premium Net Accret/Amort Income Earned	Total Income
CASH & EQUIVALENTS						
			302,330.75	0.00	0.00	
CCYUSD	Cash		0.00	0.00	0.00	0.00
		363,599.36	0.00	0.00	0.00	
			363,599.36	0.00	0.00	
			302,330.75	0.00	0.00	
			0.00	0.00	0.00	
			0.00	0.00	0.00	
Total Cash & Equivalents		363,599.36	363,599.36	0.00	0.00	0.00
EQUITY						
			1,026,579.45	0.00	0.00	
003261104	ABRDN:BBG AC STR K1 FREE	01/22/2026	0.00	0.00	0.00	0.00
		01/23/2026	0.00	0.00	0.00	
		48,815.00	1,026,579.45	0.00	0.00	
			2,300,998.60	0.00	0.00	
33939L605	FLEXSHS:IB 5Y TD TIPS	01/22/2026	0.00	5,322.74	0.00	5,322.74
		01/23/2026	0.00	0.00	0.00	
		96,035.00	2,300,998.60	5,322.74	5,322.74	
			1,262,559.43	0.00	0.00	
464285204	ISHARES:GOLD TRUST		0.00	0.00	0.00	0.00
		13,785.00	0.00	0.00	0.00	
			1,262,559.43	0.00	0.00	
			9,688,680.70	0.00	0.00	
464287200	ISHARES:CORE S&P 500		0.00	0.00	0.00	0.00
		22,675.00	0.00	0.00	0.00	
			9,688,680.70	0.00	0.00	
			2,345,985.63	0.00	0.00	
464287507	ISHARES:CORE S&P MD-CP		0.00	0.00	0.00	0.00
		44,655.00	0.00	0.00	0.00	
			2,345,985.63	0.00	0.00	
			2,595,569.90	0.00	0.00	
46435U853	ISHARES:BRD USD HY CP BD	03/27/2026	0.00	16,389.38	0.00	16,389.38
		03/30/2026	0.00	0.00	0.00	
		71,170.00	2,595,569.90	16,389.38	16,389.38	

INCOME EARNED



Cusip	Security Description	Trade Date Settle Date Units	Book Value: Begin Book Value: Acq Book Value: Disp Book Value: End	Prior Accrued Inc. Received Ending Accrued Total Interest	Accr. Of Discount Amort. Of Premium Net Accret/Amort Income Earned	Total Income
921937835	VANGUARD TOT BD ETF	141,985.00	10,359,771.82 0.00 0.00 10,359,771.82	0.00 35,498.52 0.00 35,498.52	0.00 0.00 0.00 35,498.52	35,498.52
921943858	VANGUARD DEV MKT ETF	106,280.00	4,691,742.12 0.00 0.00 4,691,742.12	0.00 0.00 0.00 0.00	0.00 0.00 0.00 0.00	0.00
92203J407	VANGUARD TOT ITL BI ETF	01/22/2026 01/23/2026 36,300.00	1,758,735.00 0.00 0.00 1,758,735.00	0.00 4,054.71 0.00 4,054.71	0.00 0.00 0.00 4,054.71	4,054.71
922042676	VANGUARD GXUS RE ETF	67,440.00	3,020,926.86 0.00 0.00 3,020,926.86	0.00 0.00 0.00 0.00	0.00 0.00 0.00 0.00	0.00
922042858	VANGUARD EM ST I ETF	125,670.00	6,732,072.46 0.00 0.00 6,732,072.46	0.00 0.00 0.00 0.00	0.00 0.00 0.00 0.00	0.00
922908553	VANGUARD RE IDX ETF	33,475.00	2,816,205.42 0.00 0.00 2,816,205.42	0.00 0.00 0.00 0.00	0.00 0.00 0.00 0.00	0.00
922908751	VANGUARD S-C ID ETF	8,960.00	1,873,109.49 0.00 0.00 1,873,109.49	0.00 0.00 0.00 0.00	0.00 0.00 0.00 0.00	0.00
Total Equity	817,245.00		50,472,936.88 0.00 0.00 50,472,936.88	0.00 61,265.35 0.00 61,265.35	0.00 0.00 0.00 61,265.35	61,265.35
			50,775,267.63 0.00 0.00 50,775,267.63	0.00 61,265.35 0.00 61,265.35	0.00 0.00 0.00 61,265.35	61,265.35
TOTAL PORTFOLIO	1,180,844.36		50,836,536.24	61,265.35	61,265.35	61,265.35

CASH FLOW REPORT



Payment Date	Transaction Type	CUSIP	Quantity	Security Description	Principal Amount	Income	Total Amount
MAY 2026							
05/05/2026	Equity Dividend	921937835	141,985.00	VANGUARD TOT BD ETF	34,319.62		34,319.62
05/05/2026	Equity Dividend	92203J407	36,300.00	VANGUARD TOT ITL BI ETF	4,087.38		4,087.38
05/06/2026	Equity Dividend	46435U853	71,170.00	ISHARES:BRD USD HY CP BD	14,408.58		14,408.58
05/07/2026	Equity Dividend	33939L605	96,035.00	FLEXSHS:IB 5Y TD TIPS	13,665.78		13,665.78
May 2026 Total					66,481.36		66,481.36
Grand Total			345,490.00		66,481.36		66,481.36

IMPORTANT DISCLOSURES



City of Corona Pension Stabilization Trust | Account #10952 | As of April 30, 2026

Chandler Asset Management, Inc. (“Chandler”) is an SEC registered investment adviser. For additional information about our firm, please see our current disclosures (Form ADV). To obtain a copy of our current disclosures, you may contact your client service representative by calling the number on the front of this statement or you may visit our website at www.chandlerasset.com.

Information contained in this monthly statement is and is provided for informational purposes only and should not be construed as specific investment or legal advice. The information contained herein was obtained from sources believed to be reliable as of the date of this statement, but may become outdated or superseded at any time without notice.

Custody: Your qualified custodian bank maintains control of all assets reflected in this statement and we urge you to compare this statement to the one you receive from your qualified custodian. Chandler does not have any authority to withdraw or deposit funds from/to the custodian account.

Valuation: Prices are provided by IDC, an independent pricing source. In the event IDC does not provide a price or if the price provided is not reflective of fair market value, Chandler will obtain pricing from an alternative approved third party pricing source in accordance with our written valuation policy and procedures. Our valuation procedures are also disclosed in Item 5 of our Form ADV Part 2A.

Performance: Performance results are presented gross-of-advisory fees and represent the client’s Total Return. The deduction of advisory fees lowers performance results. These results include the reinvestment of dividends and other earnings. Past performance may not be indicative of future results. Therefore, clients should not assume that future performance of any specific investment or investment strategy will be profitable or equal to past performance levels. All investment strategies have the potential for profit or loss. Economic factors, market conditions or changes in investment strategies, contributions or withdrawals may materially alter the performance and results of your portfolio.

Source ICE Data Indices, LLC (“ICE”), used with permission. ICE PERMITS USE OF THE ICE INDICES AND RELATED DATA ON AN “AS IS” BASIS; ICE, ITS AFFILIATES AND THEIR RESPECTIVE THIRD PARTY SUPPLIERS DISCLAIM ANY AND ALL WARRANTIES AND REPRESENTATIONS, EXPRESS AND/OR IMPLIED, INCLUDING ANY WARRANTIES OF MERCHANTABILITY OR FITNESS FOR A PARTICULAR PURPOSE OR USE, INCLUDING THE INDICES, INDEX DATA AND ANY DATA INCLUDED IN, RELATED TO, OR DERIVED THEREFROM. NEITHER ICE DATA, ITS AFFILIATES OR THEIR RESPECTIVE THIRD PARTY PROVIDERS GUARANTEE THE QUALITY, ADEQUACY, ACCURACY, TIMELINESS OR COMPLETENESS OF THE INDICES OR THE INDEX DATA OR ANY COMPONENT THEREOF, AND THE INDICES AND INDEX DATA AND ALL COMPONENTS THEREOF ARE PROVIDED ON AN “AS IS” BASIS AND LICENSEE’S USE IS AT LICENSEE’S OWN RISK. ICE DATA, ITS AFFILIATES AND THEIR RESPECTIVE THIRD PARTY DO NOT SPONSOR, ENDORSE, OR RECOMMEND CHANDLER, OR ANY OF ITS PRODUCTS OR SERVICES.

Index returns assume reinvestment of all distributions. Historical performance results for investment indexes generally do not reflect the deduction of transaction and/or custodial charges or the deduction of an investment management fee, the incurrence of which would have the effect of decreasing historical performance results. It is not possible to invest directly in an index.

Ratings: Ratings information have been provided by Moody’s, S&P and Fitch through data feeds we believe to be reliable as of the date of this statement, however we cannot guarantee its accuracy.

Security level ratings for U.S. Agency issued mortgage-backed securities (“MBS”) reflect the issuer rating because the securities themselves are not rated. The issuing U.S. Agency guarantees the full and timely payment of both principal and interest.

LGIP Yields: Reported yields for local government investment pools may be presented as either the 30-day yield or the monthly distribution yield, as applicable. For certain funds, the 30-day yield is calculated using reported daily yield data. Yield calculations are subject to change and may not be directly comparable across funds.

LAIF Yields: Additional Disclosure for CA Clients - As a result of a reporting lag from the Local Agency Investment Fund (LAIF), reported LAIF yields represent the most recently available Daily Effective Yield and may reflect data from approximately 7–10 days prior to month-end.

BENCHMARK INDEX & DISCLOSURES



Benchmark	Disclosure
	<p>The S&P 500 is a market value weighted index of 500 large-capitalization stocks. The 500 companies included in the index capture approximately 80% of available US market capitalization.</p> <p>The MSCI EAFE International Equity Index is a market capitalization weighted index that captures international equity performance of large- and mid-cap stocks in the developed stock markets of Europe, Australasia, and the Far East.</p>
<p>35% S&P 500 TR, 50% ICE Corp Gov & Mtg Index, 15% MSCI EAFE TR</p>	<p>The ICE BofA US Corporate, Government & Mortgage Index tracks the performance of US dollar denominated investment grade debt publicly issued in the US domestic market, including US Treasuries, quasi-governments, corporates, covered bonds and residential mortgage pass-throughs. Non-residential mortgage collateralized debt such as commercial mortgage backed securities and asset backed securities are excluded from this index, as are all collateralized mortgage obligations. Most qualifying securities must have an investment grade rating (based on an average of Moody's, S&P and Fitch). They must also have at least one year remaining term to final maturity, at least 18 months to final maturity at point of issuance and a fixed coupon schedule. Amounts outstanding for qualifying US Treasuries must be at least \$1 billion; US agencies, foreign governments, supranationals, corporates and covered bonds must have at least \$250 million outstanding. Qualifying residential mortgage pass-through securities include fixed rate securities publicly issued by US agencies. 30-year, 20-year and 15-year fixed rate mortgage pools must have at least one year remaining term to final maturity and a minimum amount outstanding of at least \$5 billion per generic coupon and \$250 million per production year within each generic coupon.</p>