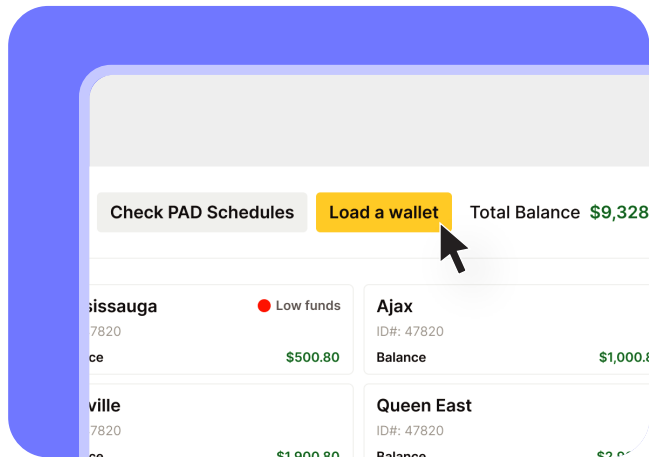


INTRODUCING

Self-Serve Wallet Funding

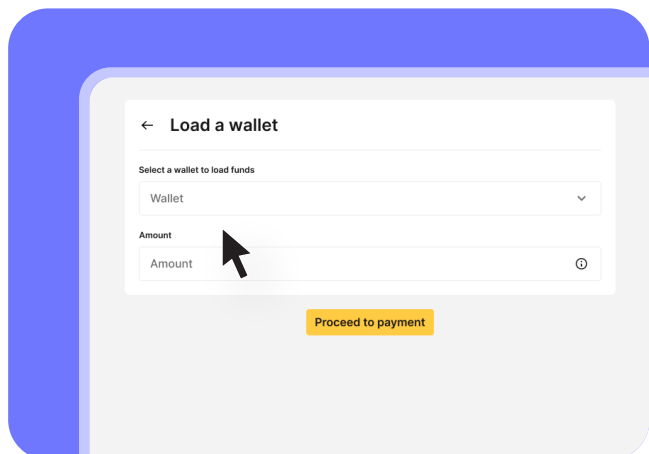
In addition to Pre-Authorized Debits (PAD), you can now load funds instantly and directly from your bank account to any wallet, at anytime, any frequency.

Start funding your wallet in a few simple steps.



01

Log into our client portal.
Click the '**Load a wallet**' button on the top-right corner of the dashboard.



02

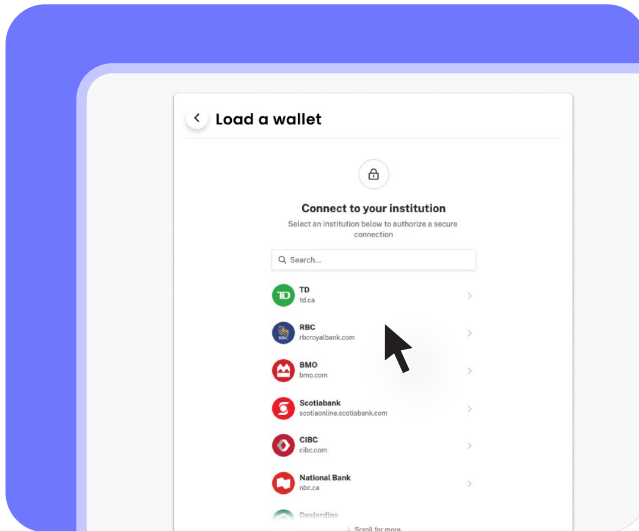
Select the wallet you would like to load and input the amount*. Then hit '**Submit**'.

*The maximum transfer amount is

03

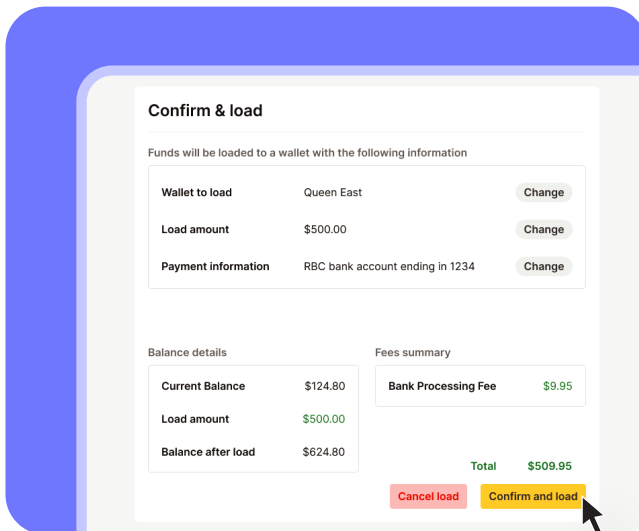
Select an institution to authorize a secure connection with your business bank account. Then enter the login credentials and select which **CAD chequing account** to connect.

Note: The Company name on the account needs to match the Company name on file. You will be asked to provide a void cheque for proof of ownership if they do not match.



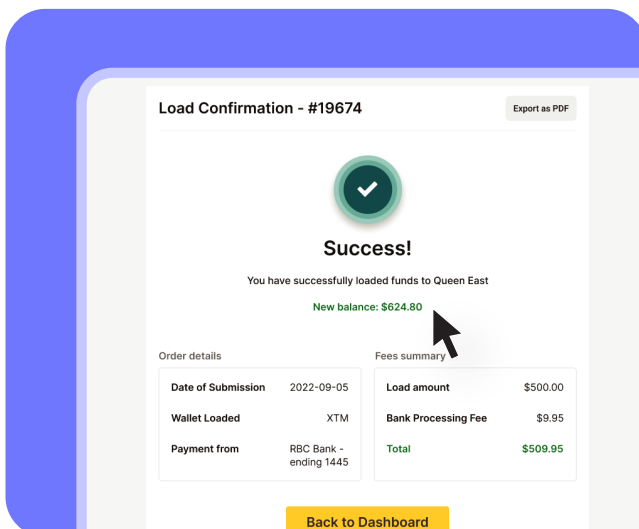
04

Review the information and click **'Confirm and load'**.



05

Success! The funds are loaded into your selected wallet!



Funding Type Comparisons

Empower your business with the ability to load funds to any wallet at anytime, even on evenings and weekends. This feature will be available if you hold Admin access on your wallets.

Type	Deposit Time	Availability	Fee
Self-serve	Instant	24/7	\$9.95 per wallet load
Auto PAD	The next day following the instruction	Regular business hours	Free

We're here for you.

Connect with us (yes, we're human too). Feel free to reach out to our Client Services team at clientservices@paidanyday.com

Email us