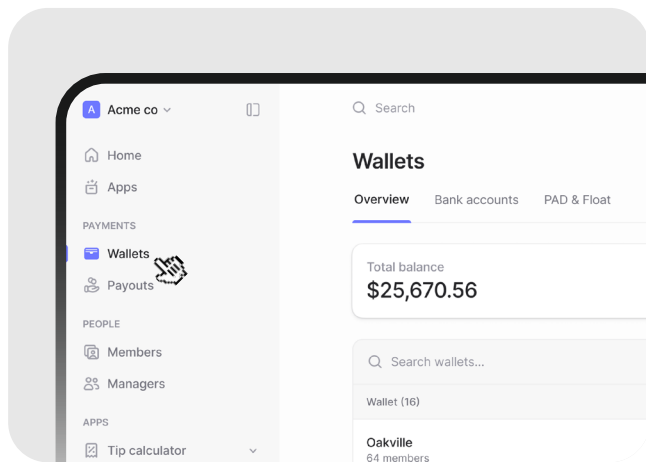


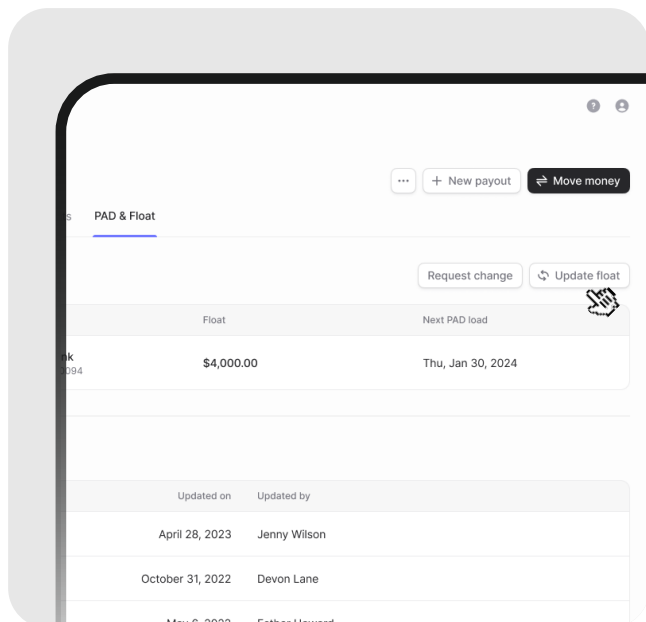
Float Adjustment

This training is for you if you use the Pre-Authorized Debit (PAD) system to load funds to your wallet and wish to adjust the amount, depending on seasonality and the needs of your business



01

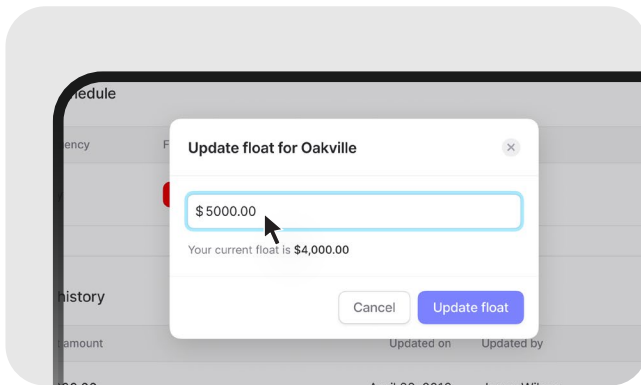
Go to "**Wallet**" and choose the wallet to check your current float amount



02

To modify your float, open the "**PAD & Float**" tab and select "**Update float**" in the upper right area

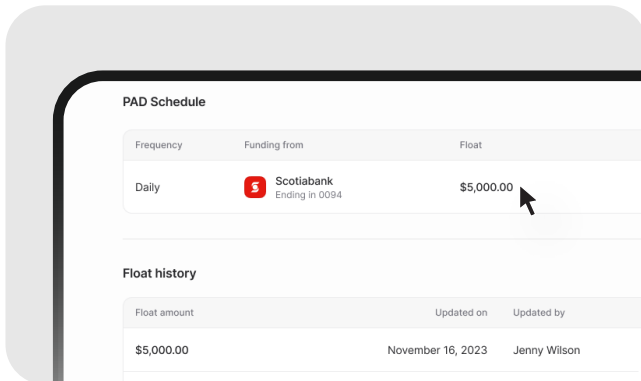
Note: This feature might be used if you are entering a busy season for your restaurant and require additional funds in your wallet



03

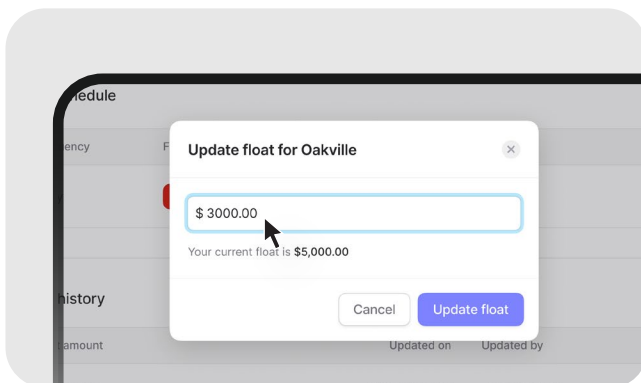
Enter the new float amount and confirm by clicking "**Update amount**" to receive a receipt

Note: You will see the change instantly



04

Back to the "**PAD & Float**" tab, you will notice that the net amount adjustment is automatically shown in the "**PAD Schedule**" and "**Float history**" section



05

To reduce your PAD float, simply click "**Update float**" and submit the new float amount

Note: You will see the decreased amount in your change history and it will also be reflected in your float schedule

*Auto Load is completed **10am (EST) each day for daily schedule** and **each Monday for weekly schedule**. Kindly adjust the float a day prior to the scheduled load date to see impact in the next load

We're here for you.

Connect with us (yes, we're human too). Feel free to reach out to our Client Services team at clientservices@paidanyday.com

Email us