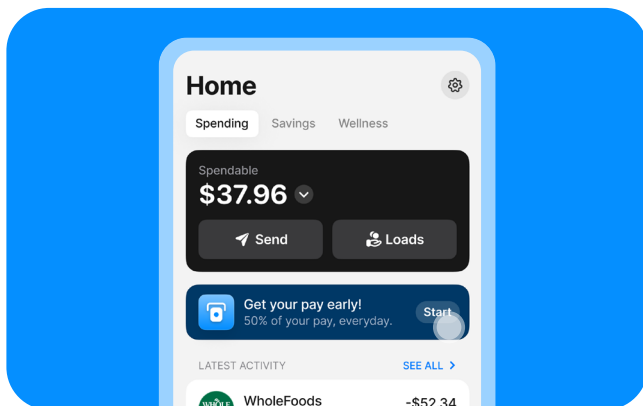
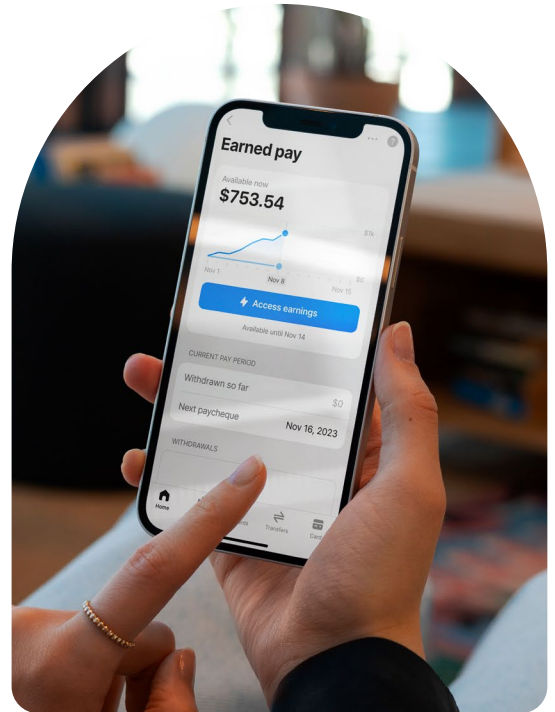


EARNED WAGE ACCESS

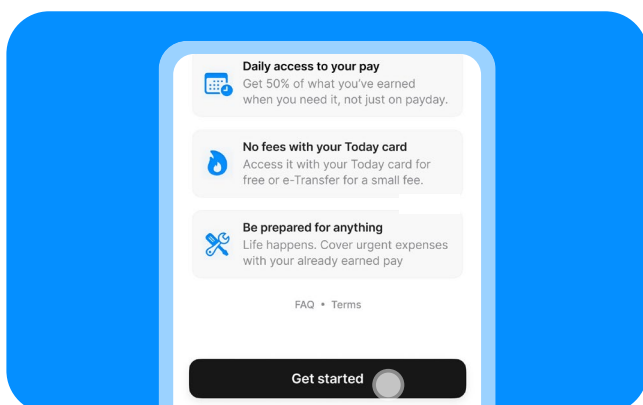
# How-to Guide

Welcome to Earned Pay! In this guide, we'll walk you through the super-simple steps to access your hard-earned money, on your terms. Whether it's for an unexpected bill or just to treat yourself, we've got you covered. Let's dive in and unlock the power of early payday, step-by-easy-step. Because your money shouldn't have to wait – and neither should you!



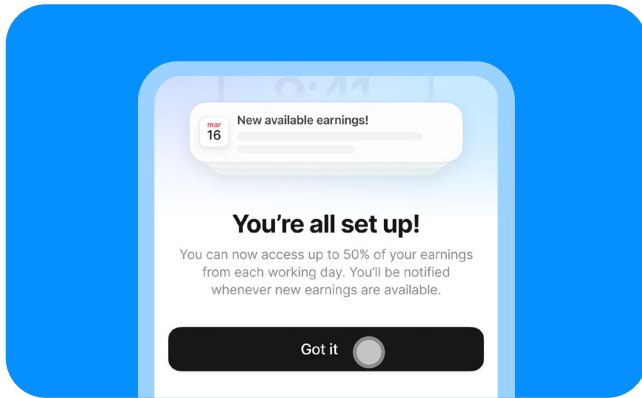
## 01 Getting Started

Tap “**Start**” on the Earned Pay banner. You’ll find it right on the app’s home screen. Easy peasy!



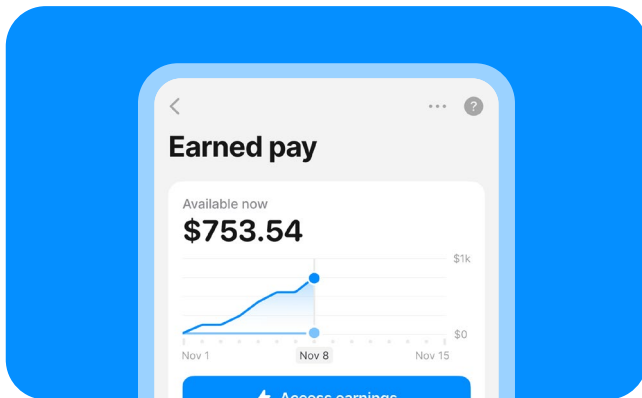
## 02 Understanding EWA

Skim through the introduction and press “**Get started**” to continue. Read the terms & conditions, and if they sound good, hit “**Accept and continue**” to roll on. Multiple employers? No problem, pick the one you want to set up with Earned Pay.



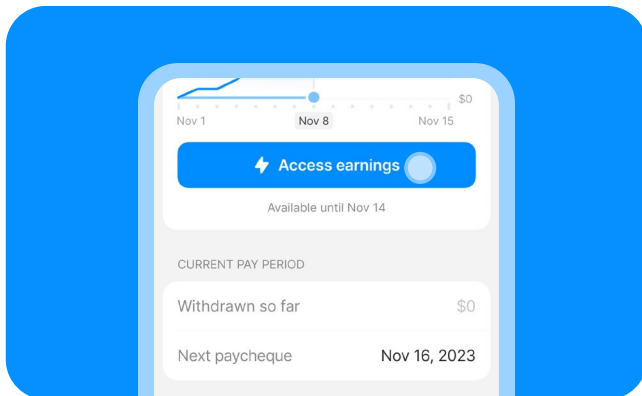
### 03 Setup Complete

And that's it for setup! You're all set to access up to 50% of your earned wages any day, any time, any where. Follow the steps below to access your earnings early.



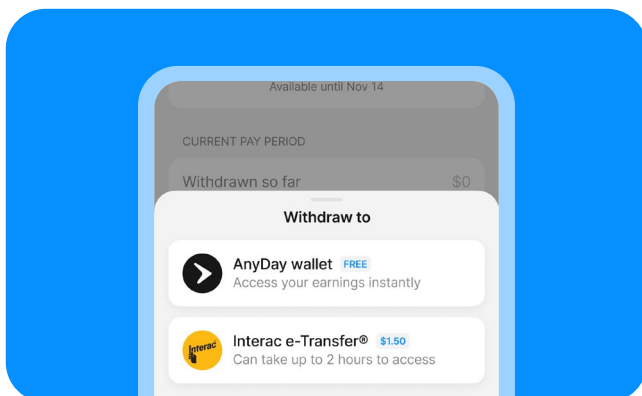
### 04 Dashboard Overview

Your Earned Pay dashboard shows your currently available amount for withdrawal (like \$753.54), along with a handy chart of your earnings trend. You'll also see when you can access these earnings, your withdrawal history, and the date of your next paycheck.



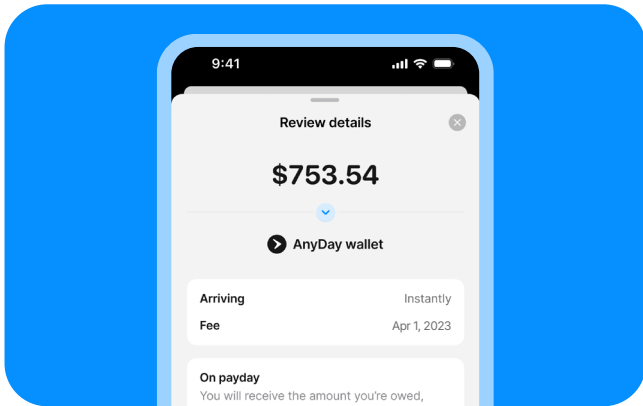
### 05 Accessing Your Earnings

Ready to get some earnings? Hit “**Access Earnings**” and check out the details you should know about accessing your pay early.



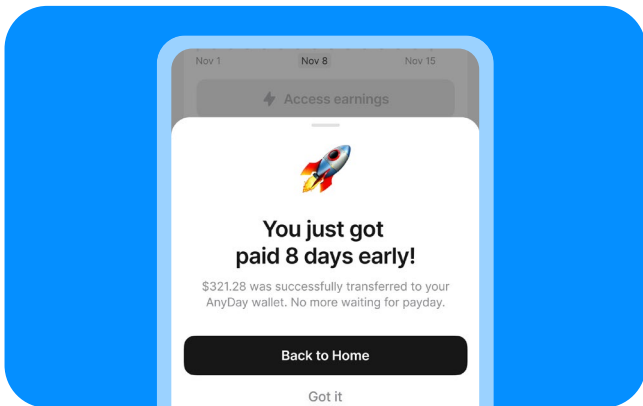
### 06 Withdrawal Options

Choose how you'd like to get your money: instantly in your AnyDay wallet free of charge, or via E-Transfer (which might take up to 2 hours and a small fee will apply).



## 07 Confirming Your Withdrawal

On the review page, double-check the withdrawal amount or enter your desired amount. Click “**Withdraw \$xx**” when you’re ready. Remember, your next paycheck will be less the amount you withdraw.



## 08 Enjoy Your Pay Early

You’ve done it! Your pay is on its way early! Depending on your choice, it'll either show up instantly in your AnyDay Wallet (check under “**Latest Activity**” on your home dashboard) or via your selected transfer method. No more waiting around for payday!

Your hard-earned pay, AnyDay.

Have questions? We’re here for you. Contact us at [support@paidanyday.com](mailto:support@paidanyday.com)

[Email us](#)