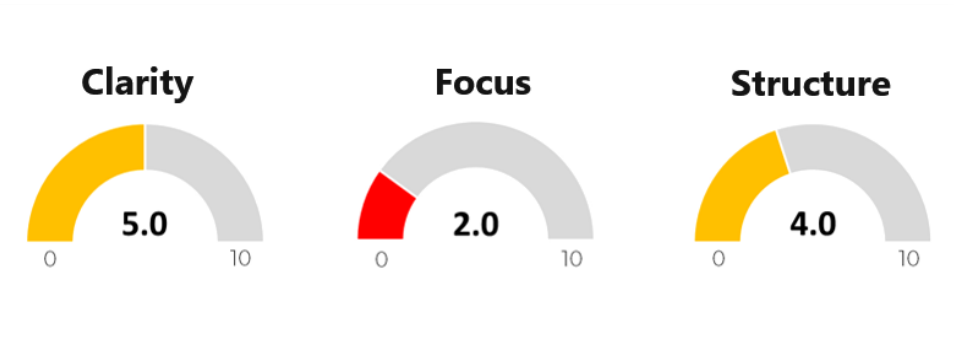


AP Logic Analysis Products

For Partners Only:

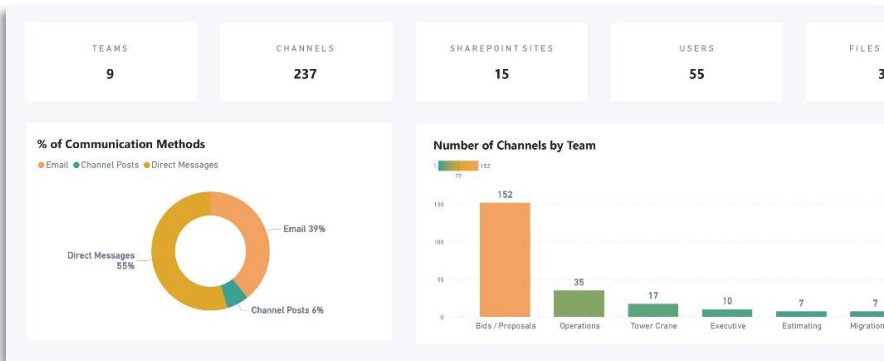
Choose one or more of these standalone analysis products as the first step in a client engagement.

Focus Survey



Diagnoses how communication flows across the organization and pinpoints where misalignment creates distraction and lost focus.

M365 Snapshot



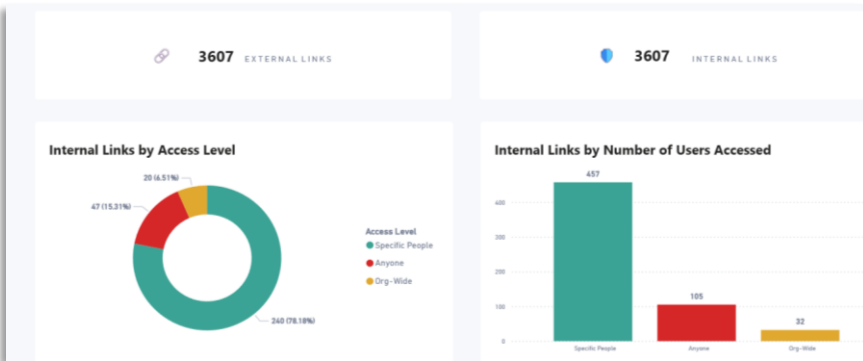
Provides a high-level view of Microsoft Teams adoption and activity. Highlights how teams collaborate and where outdated content may be slowing them down.

File Server Evaluation










Gives a clear picture of what's stored across file servers and drives. Helps clients know if data is outdated, overgrown, or ready for migration.

SharePoint Link Sharing Report



Reveals all internal and external sharing links and permissions in SharePoint. Shows where exposure risks exist so clients can take action to reduce oversharing.

Overview

Product	Description	Best For
M365 Snapshot	Technical analysis of Microsoft 365 tenant. Shows SharePoint site and team counts, file aging, sizes, activity levels, emails, chats and way more.	 
File Server Evaluation	Technical analysis of on-prem or cloud file server. Identifies file aging, sizes, and folder depths, path names and more. Prepare for faster migrations.	 
Focus Survey	Surveys the client to identify communications and unstructured data challenges. Our profile scores Focus, Clarity, and Structure by executives, managers, and staff.	
SharePoint Link Sharing	Reveals all SharePoint internal and external sharing links and permissions and shows type of link, latest us and more so oversharing risks can be reduced.	 

Partner-Only Pricing — Not for Public Distribution

Product Quantity	Clients < 175 Seats	Clients 175–500 Seats	Clients > 500 Seats
Choose 1	\$400	\$600	Call
Choose 2	\$750	\$1,000	Call
Choose 3	\$1,000	\$1,300	Call
Choose 4	\$1,200	\$1,500	Call